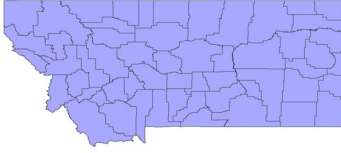


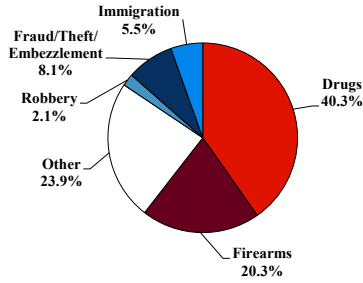
District at a Glance

District of Montana

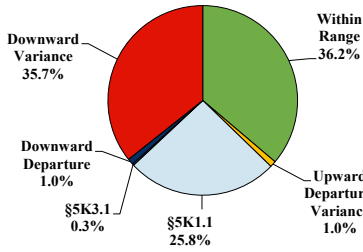
Fiscal Year 2019



Type of Crime



Sentence Imposed Relative to the Guideline Range



SENTENCING INFORMATION BY TYPE OF CRIME

	TOTAL	Immigration	Drug Trafficking	Firearms	Fraud/Theft/Embezzle	Robbery	Child Porn	Money Laundering	All Other
Total	385	21	154	78	31	8	8	6	79
Mean Sentence (months)	55	4	74	25	10	95	129	65	64
Median Sentence (months)	36	2	66	22	5	107	121	65	30

IMPRISONMENT

Total Receiving Imprisonment	351	20	151	66	20	8	8	5	73
Prison Only	343	20	150	65	19	8	8	5	68
Up to 12 Months	68	19	17	10	13	0	0	0	9
13 to 60 Months	153	1	53	51	6	3	1	2	36
61 to 120 Months	78	0	57	4	0	2	2	2	11
Over 120 Months	44	0	23	0	0	3	5	1	12
Prison and Alternatives	8	0	1	1	1	0	0	0	5

PROBATION

Total Receiving Probation	34	1	3	12	11	0	0	1	6
Probation Only	31	1	3	12	9	0	0	1	5
Probation and Alternatives	3	0	0	0	2	0	0	0	1

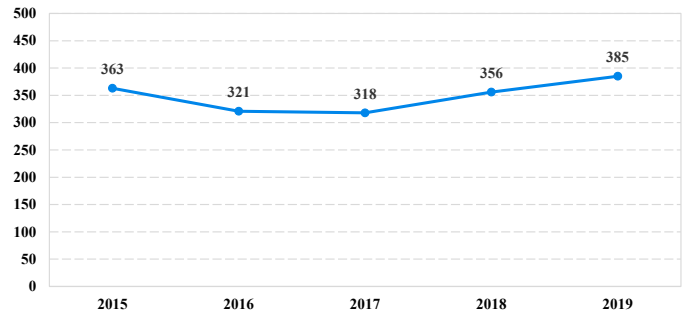
FINE ONLY

FINE ONLY	0	0	0	0	0	0	0	0	0
------------------	----------	----------	----------	----------	----------	----------	----------	----------	----------

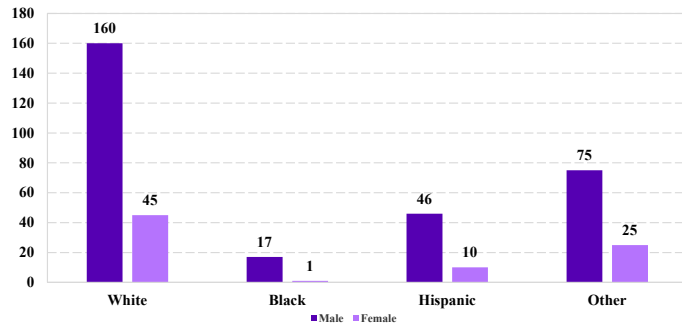
Cases with indeterminable sentence terms are excluded from the calculation of the Mean Sentence or Median Sentence category. Sentences greater than 470 months and probation were included in the sentence average computations as 470 months and zero months, respectively. Cases in the Total Receiving Imprisonment, Total Receiving Probation, and Fine Only categories total 100 percent of all cases. Cases missing information required for a specific analysis were excluded from that analysis. Descriptions of variables used in this analysis are provided in Appendix A.

SOURCE: U.S. Sentencing Commission, 2015 - 2019 Datafiles, USSCFY15 - USSCFY19.

Number of Federal Offenders Over Time



Race and Gender



Citizenship, Guilty Pleas, and Trials

