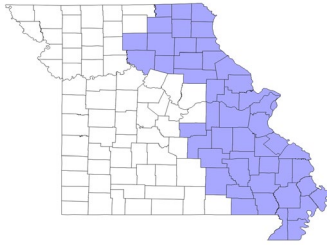


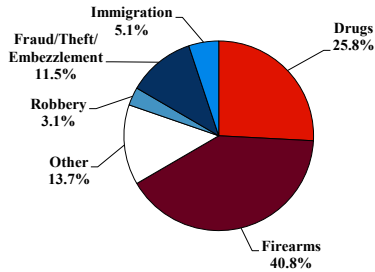
District at a Glance

Eastern District of Missouri

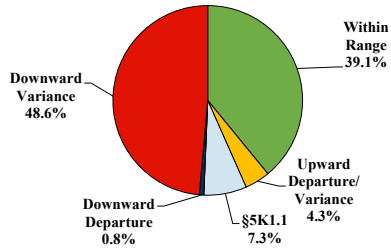
Fiscal Year 2019



Type of Crime



Sentence Imposed Relative to the Guideline Range



SENTENCING INFORMATION BY TYPE OF CRIME

	TOTAL	Immigration	Drug Trafficking	Firearms	Fraud/Theft/Embezzle	Robbery	Child Porn	Money Laundering	All Other
Total	1,192	61	306	486	137	37	40	16	109
Mean Sentence (months)	47	7	60	41	15	119	82	20	65
Median Sentence (months)	30	5	46	34	12	115	78	1	13

IMPRISONMENT

Total Receiving Imprisonment	1,063	61	284	455	96	37	40	7	83
Prison Only	1,037	61	278	449	91	37	38	5	78
Up to 12 Months	143	57	17	26	22	0	0	1	20
13 to 60 Months	607	4	149	338	67	3	16	2	28
61 to 120 Months	204	0	82	73	2	19	15	1	12
Over 120 Months	83	0	30	12	0	15	7	1	18
Prison and Alternatives	26	0	6	6	5	0	2	2	5

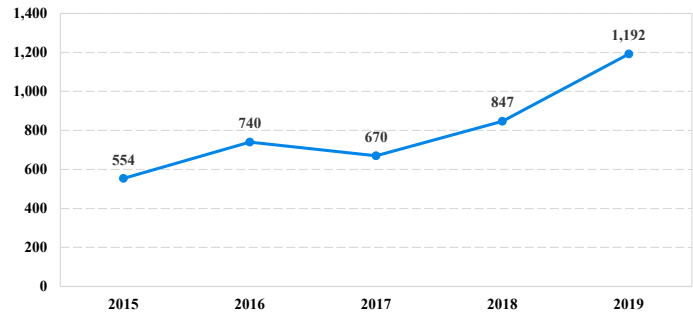
PROBATION

Total Receiving Probation	129	0	22	31	41	0	0	9	26
Probation Only	105	0	13	26	33	0	0	8	25
Probation and Alternatives	24	0	9	5	8	0	0	1	1
FINE ONLY	0	0	0	0	0	0	0	0	0

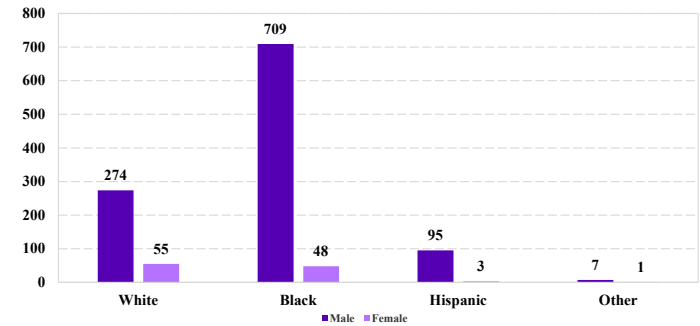
Cases with indeterminable sentence terms are excluded from the calculation of the Mean Sentence or Median Sentence category. Sentences greater than 470 months and probation were included in the sentence average computations as 470 months and zero months, respectively. Cases in the Total Receiving Imprisonment, Total Receiving Probation, and Fine Only categories total 100 percent of all cases. Cases missing information required for a specific analysis were excluded from that analysis. Descriptions of variables used in this analysis are provided in Appendix A.

SOURCE: U.S. Sentencing Commission, 2015 - 2019 Datafiles, USSCFY15 - USSCFY19.

Number of Federal Offenders Over Time



Race and Gender



Citizenship, Guilty Pleas, and Trials

