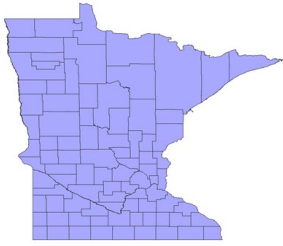


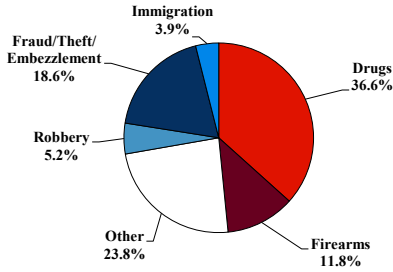
District at a Glance

District of Minnesota

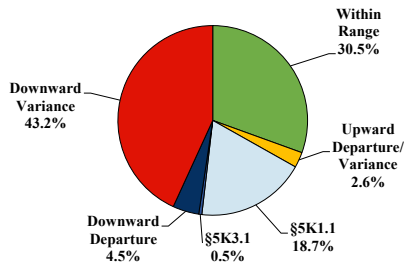
Fiscal Year 2019



Type of Crime



Sentence Imposed Relative to the Guideline Range



SENTENCING INFORMATION BY TYPE OF CRIME

	TOTAL	Immigration	Drug Trafficking	Firearms	Fraud/Theft/Embezzlement	Robbery	Child Porn	Money Laundering	All Other
Total	382	15	139	45	71	20	20	6	66
Mean Sentence (months)	85	15	93	76	32	97	148	55	128
Median Sentence (months)	60	15	84	70	15	91	180	16	46

IMPRISONMENT

Total Receiving Imprisonment	343	14	136	44	50	18	20	6	55
Prison Only	338	14	134	44	49	17	20	6	54
Up to 12 Months	20	4	2	2	7	0	0	0	5
13 to 60 Months	134	10	47	17	31	5	0	4	20
61 to 120 Months	93	0	48	18	8	6	9	1	3
Over 120 Months	91	0	37	7	3	6	11	1	26
Prison and Alternatives	5	0	2	0	1	1	0	0	1

PROBATION

Total Receiving Probation	38	1	3	1	21	2	0	0	10
Probation Only	25	1	1	1	14	1	0	0	7
Probation and Alternatives	13	0	2	0	7	1	0	0	3

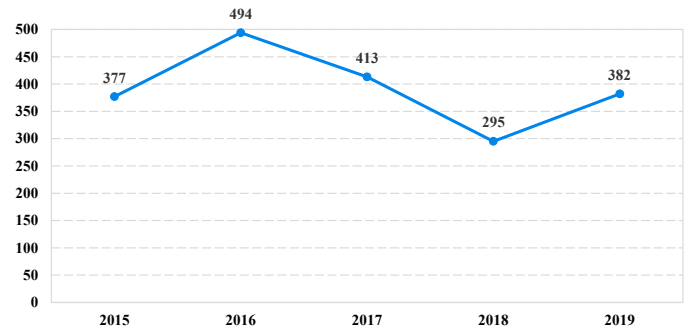
FINE ONLY

Total	1	0	0	0	0	0	0	0	1
--------------	----------	----------	----------	----------	----------	----------	----------	----------	----------

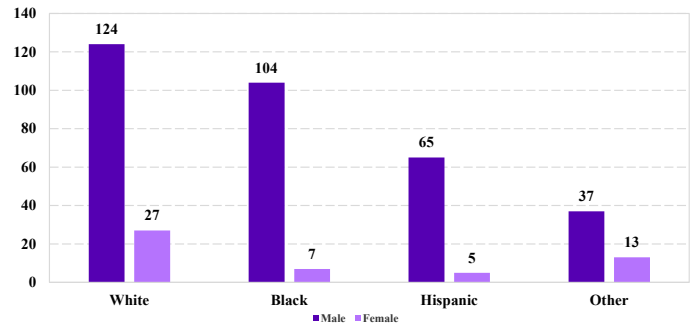
Cases with indeterminable sentence terms are excluded from the calculation of the Mean Sentence or Median Sentence category. Sentences greater than 470 months and probation were included in the sentence average computations as 470 months and zero months, respectively. Cases in the Total Receiving Imprisonment, Total Receiving Probation, and Fine Only categories total 100 percent of all cases. Cases missing information required for a specific analysis were excluded from that analysis. Descriptions of variables used in this analysis are provided in Appendix A.

SOURCE: U.S. Sentencing Commission, 2015 - 2019 Datafiles, USSCFY15 - USSCFY19.

Number of Federal Offenders Over Time



Race and Gender



Citizenship, Guilty Pleas, and Trials

