

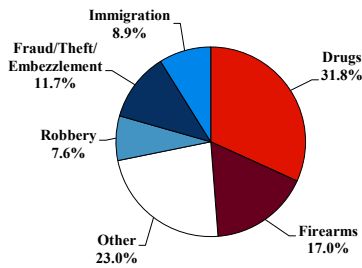
# District at a Glance

## District of Maryland

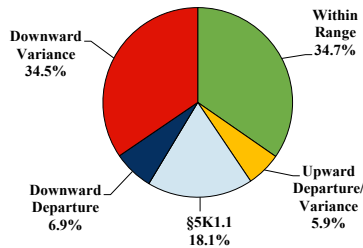
### Fiscal Year 2019



#### Type of Crime



#### Sentence Imposed Relative to the Guideline Range



#### SENTENCING INFORMATION BY TYPE OF CRIME

	TOTAL	Immigration	Drug Trafficking	Firearms	Fraud/Theft/Embezzle	Robbery	Child Porn	Money Laundering	All Other
	777	69	243	132	91	59	19	13	151
Mean Sentence (months)	80	8	73	60	29	111	169	53	153
Median Sentence (months)	57	6	60	51	18	108	120	48	96

#### IMPRISONMENT

<b>Total Receiving Imprisonment</b>	<b>726</b>	<b>69</b>	<b>238</b>	<b>130</b>	<b>72</b>	<b>59</b>	<b>19</b>	<b>12</b>	<b>127</b>
Prison Only	693	68	224	129	60	58	19	9	126
Up to 12 Months	92	49	13	5	12	1	0	1	11
13 to 60 Months	281	19	99	80	37	10	2	5	29
61 to 120 Months	180	0	80	35	9	26	8	2	20
Over 120 Months	140	0	32	9	2	21	9	1	66
Prison and Alternatives	33	1	14	1	12	1	0	3	1

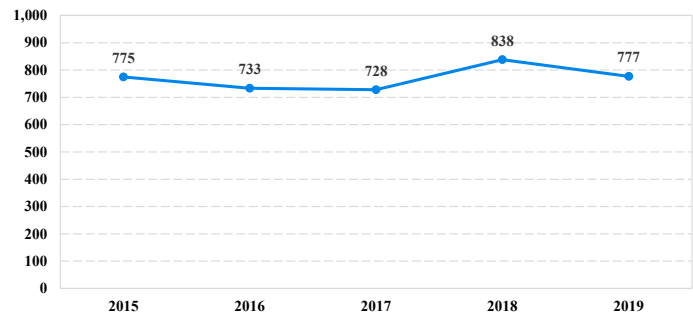
#### PROBATION

<b>Total Receiving Probation</b>	<b>46</b>	<b>0</b>	<b>5</b>	<b>2</b>	<b>19</b>	<b>0</b>	<b>0</b>	<b>1</b>	<b>19</b>
Probation Only	25	0	2	2	11	0	0	0	10
Probation and Alternatives	21	0	3	0	8	0	0	1	9
<b>FINE ONLY</b>	<b>5</b>	<b>0</b>	<b>0</b>	<b>0</b>	<b>0</b>	<b>0</b>	<b>0</b>	<b>0</b>	<b>5</b>

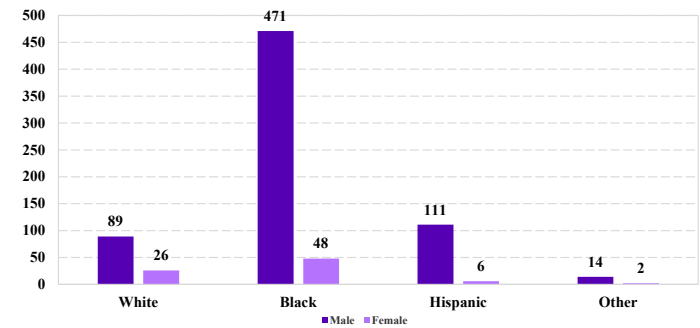
Cases with indeterminable sentence terms are excluded from the calculation of the Mean Sentence or Median Sentence category. Sentences greater than 470 months and probation were included in the sentence average computations as 470 months and zero months, respectively. Cases in the Total Receiving Imprisonment, Total Receiving Probation, and Fine Only categories total 100 percent of all cases. Cases missing information required for a specific analysis were excluded from that analysis. Descriptions of variables used in this analysis are provided in Appendix A.

SOURCE: U.S. Sentencing Commission, 2015 - 2019 Datafiles, USSCFY15 - USSCFY19.

#### Number of Federal Offenders Over Time



#### Race and Gender



#### Citizenship, Guilty Pleas, and Trials

