

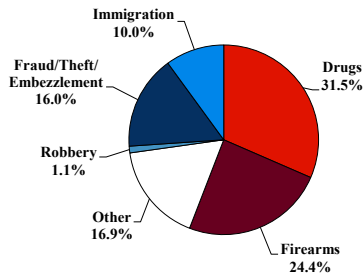
District at a Glance

Western District of Kentucky

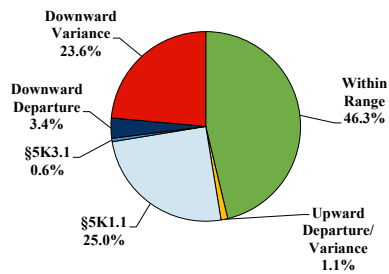
Fiscal Year 2019



Type of Crime



Sentence Imposed Relative to the Guideline Range



SENTENCING INFORMATION BY TYPE OF CRIME

	TOTAL	Immigration	Drug Trafficking	Firearms	Fraud/Theft /Embezzle	Robbery	Child Porn	Money Laundering	All Other
Total	349	35	90	85	56	4	13	4	62
Mean Sentence (months)	51	4	93	48	10	72	116	50	43
Median Sentence (months)	24	0	81	33	0	71	97	56	0

IMPRISONMENT

Total Receiving Imprisonment	271	34	86	77	28	4	13	4	25
Prison Only	268	34	86	76	26	4	13	4	25
Up to 12 Months	58	29	5	6	8	0	0	1	9
13 to 60 Months	110	5	30	49	17	1	2	1	5
61 to 120 Months	59	0	27	15	1	3	8	2	3
Over 120 Months	41	0	24	6	0	0	3	0	8
Prison and Alternatives	3	0	0	1	2	0	0	0	0

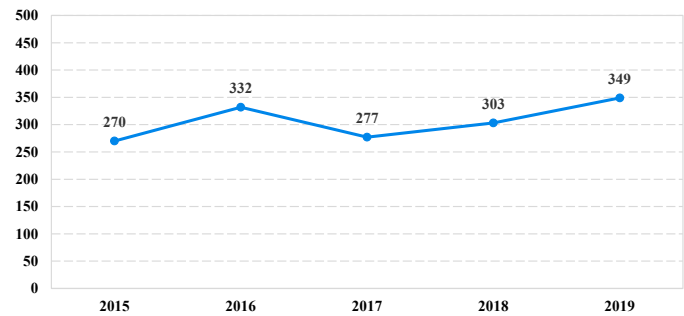
PROBATION

Total Receiving Probation	32	1	4	8	13	0	0	0	6
Probation Only	28	1	3	8	10	0	0	0	6
Probation and Alternatives	4	0	1	0	3	0	0	0	0
FINE ONLY	46	0	0	0	15	0	0	0	31

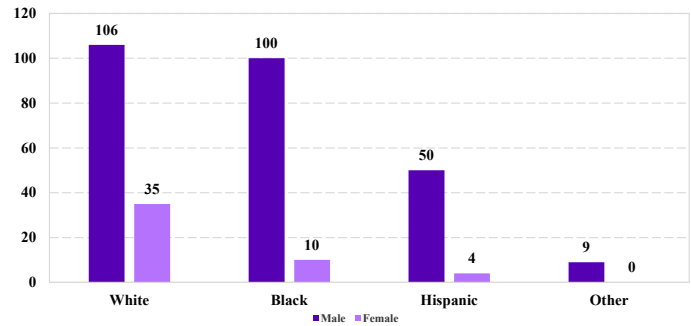
Cases with indeterminable sentence terms are excluded from the calculation of the Mean Sentence or Median Sentence category. Sentences greater than 470 months and probation were included in the sentence average computations as 470 months and zero months, respectively. Cases in the Total Receiving Imprisonment, Total Receiving Probation, and Fine Only categories total 100 percent of all cases. Cases missing information required for a specific analysis were excluded from that analysis. Descriptions of variables used in this analysis are provided in Appendix A.

SOURCE: U.S. Sentencing Commission, 2015 - 2019 Datafiles, USSCFY15 - USSCFY19.

Number of Federal Offenders Over Time



Race and Gender



Citizenship, Guilty Pleas, and Trials

