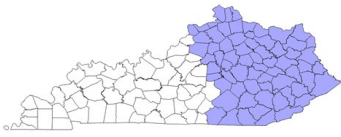


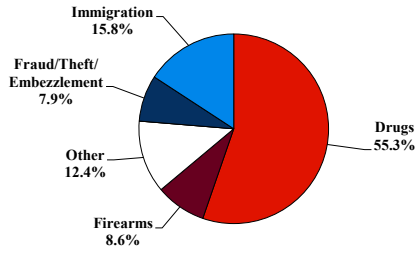
District at a Glance

Eastern District of Kentucky

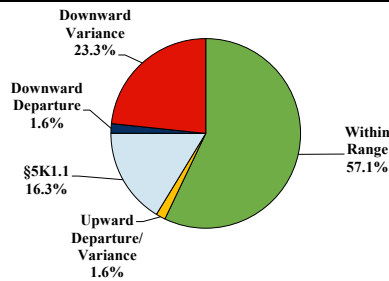
Fiscal Year 2019



Type of Crime



Sentence Imposed Relative to the Guideline Range



SENTENCING INFORMATION BY TYPE OF CRIME

	TOTAL	Immigration	Drug Trafficking	Firearms	Fraud/Theft/Embezzlement	Robbery	Child Porn	Money Laundering	All Other
Total	557	88	307	48	44	0	5	18	47
Mean Sentence (months)	80	5	104	73	20	--	109	149	95
Median Sentence (months)	51	4	90	62	12	--	132	107	36

IMPRISONMENT

Total Receiving Imprisonment	534	88	304	46	32	0	5	18	41
Prison Only	515	88	295	43	26	0	5	18	40
Up to 12 Months	95	82	6	0	4	0	0	0	3
13 to 60 Months	167	6	97	19	20	0	2	4	19
61 to 120 Months	124	0	93	19	2	0	0	6	4
Over 120 Months	129	0	99	5	0	0	3	8	14
Prison and Alternatives	19	0	9	3	6	0	0	0	1

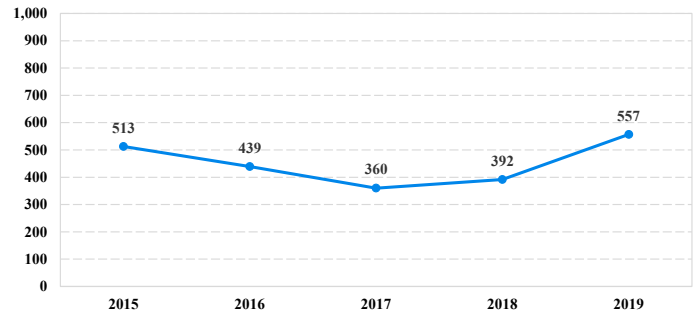
PROBATION

Total Receiving Probation	23	0	3	2	12	0	0	0	6
Probation Only	11	0	0	1	6	0	0	0	4
Probation and Alternatives	12	0	3	1	6	0	0	0	2
FINE ONLY	0	0	0	0	0	0	0	0	0

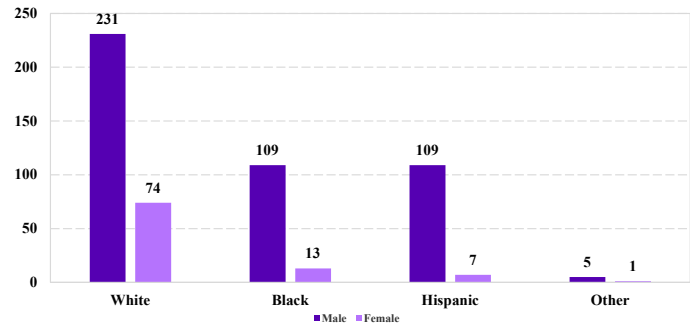
Cases with indeterminable sentence terms are excluded from the calculation of the Mean Sentence or Median Sentence category. Sentences greater than 470 months and probation were included in the sentence average computations as 470 months and zero months, respectively. Cases in the Total Receiving Imprisonment, Total Receiving Probation, and Fine Only categories total 100 percent of all cases. Cases missing information required for a specific analysis were excluded from that analysis. Descriptions of variables used in this analysis are provided in Appendix A.

SOURCE: U.S. Sentencing Commission, 2015 - 2019 Datafiles, USSCFY15 - USSCFY19.

Number of Federal Offenders Over Time



Race and Gender



Citizenship, Guilty Pleas, and Trials

