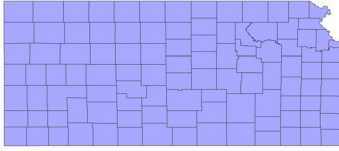


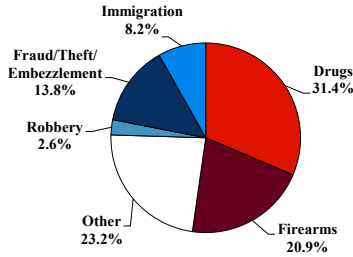
District at a Glance

District of Kansas

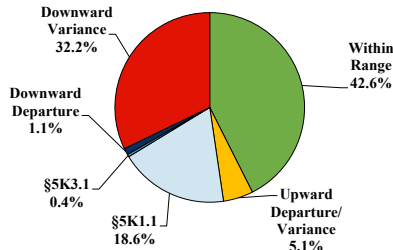
Fiscal Year 2019



Type of Crime



Sentence Imposed Relative to the Guideline Range



SENTENCING INFORMATION BY TYPE OF CRIME

	TOTAL	Immigration	Drug Trafficking	Firearms	Fraud/Theft /Embezzle	Robbery	Child Porn	Money Laundering	All Other
TOTAL	465	38	139	97	64	12	17	3	95
Mean Sentence (months)	49	14	78	40	11	76	95	48	46
Median Sentence (months)	30	9	72	36	0	62	90	12	7

IMPRISONMENT

Total Receiving Imprisonment	386	38	131	91	37	11	17	2	59
Prison Only	379	38	130	89	37	11	17	2	55
Up to 12 Months	75	21	13	4	14	0	0	0	23
13 to 60 Months	180	17	46	69	22	5	4	1	16
61 to 120 Months	85	0	51	16	1	4	9	1	3
Over 120 Months	39	0	20	0	0	2	4	0	13
Prison and Alternatives	7	0	1	2	0	0	0	0	4

PROBATION

Total Receiving Probation	65	0	8	6	22	1	0	1	27
Probation Only	55	0	7	6	20	0	0	0	22
Probation and Alternatives	10	0	1	0	2	1	0	1	5

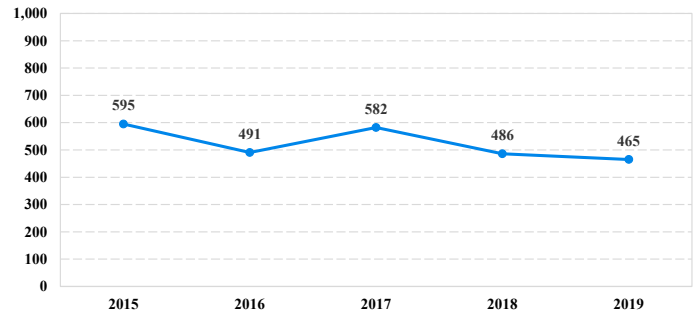
FINE ONLY

FINE ONLY	14	0	0	0	5	0	0	0	9
------------------	-----------	----------	----------	----------	----------	----------	----------	----------	----------

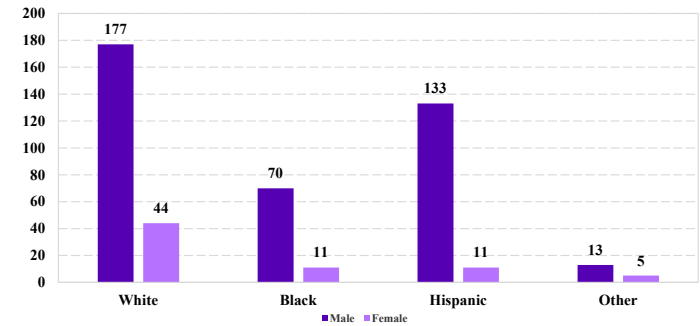
Cases with indeterminable sentence terms are excluded from the calculation of the Mean Sentence or Median Sentence category. Sentences greater than 470 months and probation were included in the sentence average computations as 470 months and zero months, respectively. Cases in the Total Receiving Imprisonment, Total Receiving Probation, and Fine Only categories total 100 percent of all cases. Cases missing information required for a specific analysis were excluded from that analysis. Descriptions of variables used in this analysis are provided in Appendix A.

SOURCE: U.S. Sentencing Commission, 2015 - 2019 Datafiles, USSCFY15 - USSCFY19.

Number of Federal Offenders Over Time



Race and Gender



Citizenship, Guilty Pleas, and Trials

