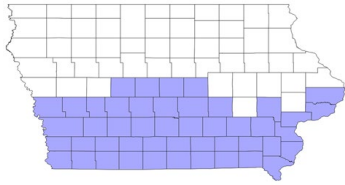


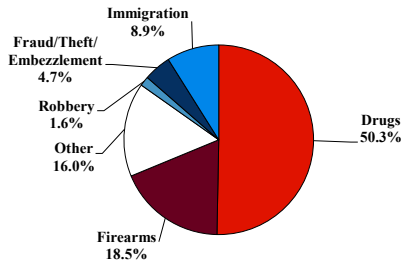
District at a Glance

Southern District of Iowa

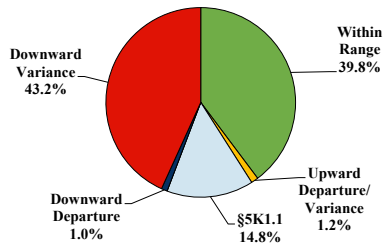
Fiscal Year 2019



Type of Crime



Sentence Imposed Relative to the Guideline Range



SENTENCING INFORMATION BY TYPE OF CRIME

	TOTAL	Immigration	Drug Trafficking	Firearms	Fraud/Theft/Embezzle	Robbery	Child Porn	Money Laundering	All Other
	493	44	248	91	23	8	24	7	48
Mean Sentence (months)	96	13	130	57	14	91	130	25	110
Median Sentence (months)	72	8	120	46	6	83	120	6	37

IMPRISONMENT

Total Receiving Imprisonment	471	44	247	88	16	8	24	5	39
Prison Only	447	44	232	85	14	7	24	4	37
Up to 12 Months	40	28	2	0	4	1	1	1	3
13 to 60 Months	154	15	53	58	9	2	1	2	14
61 to 120 Months	119	1	72	24	1	2	12	1	6
Over 120 Months	134	0	105	3	0	2	10	0	14
Prison and Alternatives	24	0	15	3	2	1	0	1	2

PROBATION

Total Receiving Probation	22	0	1	3	7	0	0	2	9
Probation Only	16	0	1	3	4	0	0	1	7
Probation and Alternatives	6	0	0	0	3	0	0	1	2

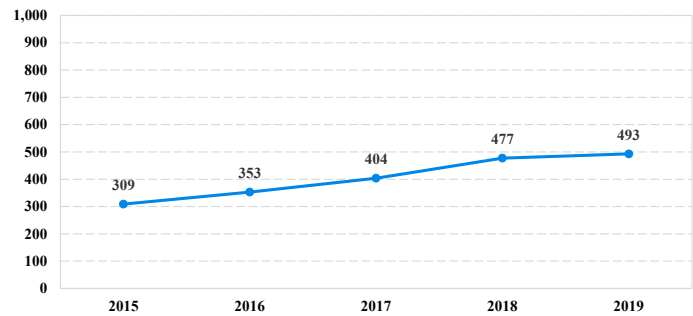
FINE ONLY

	0	0	0	0	0	0	0	0	0
--	----------	----------	----------	----------	----------	----------	----------	----------	----------

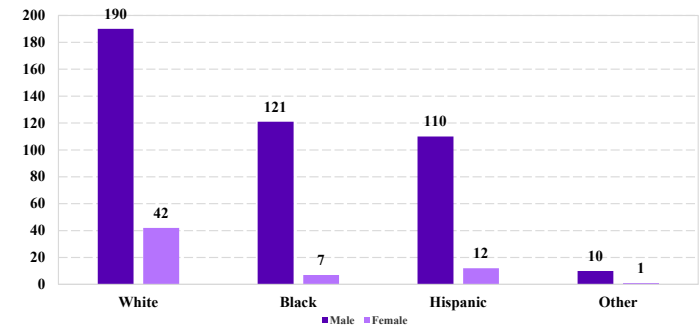
Cases with indeterminable sentence terms are excluded from the calculation of the Mean Sentence or Median Sentence category. Sentences greater than 470 months and probation were included in the sentence average computations as 470 months and zero months, respectively. Cases in the Total Receiving Imprisonment, Total Receiving Probation, and Fine Only categories total 100 percent of all cases. Cases missing information required for a specific analysis were excluded from that analysis. Descriptions of variables used in this analysis are provided in Appendix A.

SOURCE: U.S. Sentencing Commission, 2015 - 2019 Datafiles, USSCFY15 - USSCFY19.

Number of Federal Offenders Over Time



Race and Gender



Citizenship, Guilty Pleas, and Trials

