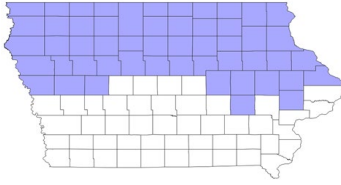


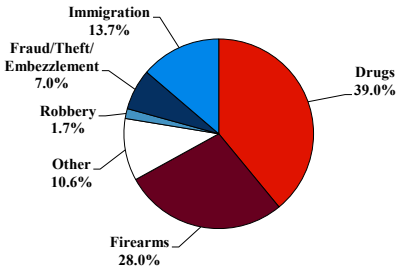
District at a Glance

Northern District of Iowa

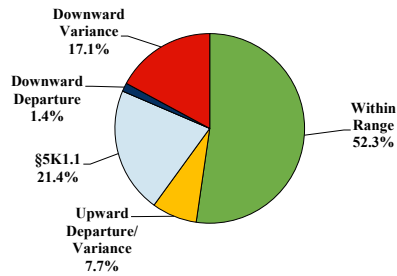
Fiscal Year 2019



Type of Crime



Sentence Imposed Relative to the Guideline Range



SENTENCING INFORMATION BY TYPE OF CRIME

	TOTAL	Immigration	Drug Trafficking	Firearms	Fraud/Theft /Embezzle	Robbery	Child Porn	Money Laundering	All Other
	415	57	153	116	29	7	4	9	40
Mean Sentence (months)	79	7	134	57	20	102	88	113	67
Median Sentence (months)	48	4	120	41	4	82	75	78	15

IMPRISONMENT

Total Receiving Imprisonment	406	56	153	113	28	7	4	9	36
Prison Only	402	56	152	111	28	7	4	9	35
Up to 12 Months	85	46	3	8	19	0	0	0	9
13 to 60 Months	129	10	28	62	6	2	0	4	17
61 to 120 Months	96	0	48	36	1	3	3	1	4
Over 120 Months	92	0	73	5	2	2	1	4	5
Prison and Alternatives	4	0	1	2	0	0	0	0	1

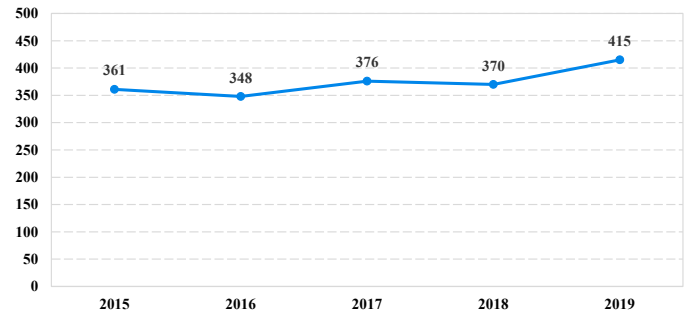
PROBATION

Total Receiving Probation	9	1	0	3	1	0	0	0	4
Probation Only	7	1	0	2	1	0	0	0	3
Probation and Alternatives	2	0	0	1	0	0	0	0	1
FINE ONLY	0	0	0	0	0	0	0	0	0

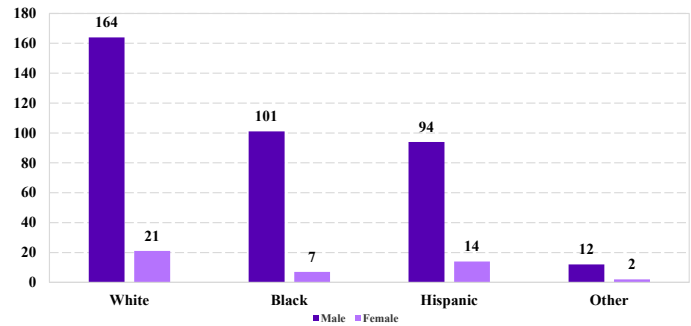
Cases with indeterminable sentence terms are excluded from the calculation of the Mean Sentence or Median Sentence category. Sentences greater than 470 months and probation were included in the sentence average computations as 470 months and zero months, respectively. Cases in the Total Receiving Imprisonment, Total Receiving Probation, and Fine Only categories total 100 percent of all cases. Cases missing information required for a specific analysis were excluded from that analysis. Descriptions of variables used in this analysis are provided in Appendix A.

SOURCE: U.S. Sentencing Commission, 2015 - 2019 Datafiles, USSCFY15 - USSCFY19.

Number of Federal Offenders Over Time



Race and Gender



Citizenship, Guilty Pleas, and Trials

