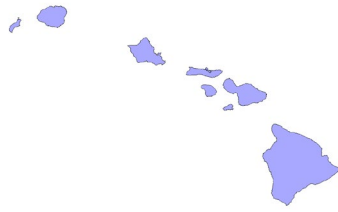


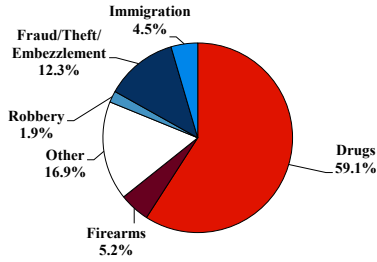
District at a Glance

District of Hawaii

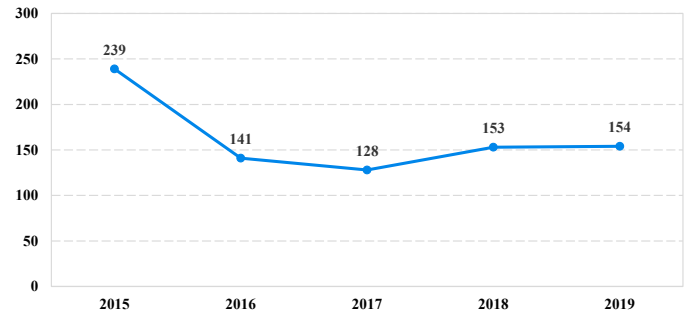
Fiscal Year 2019



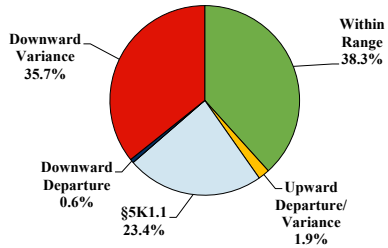
Type of Crime



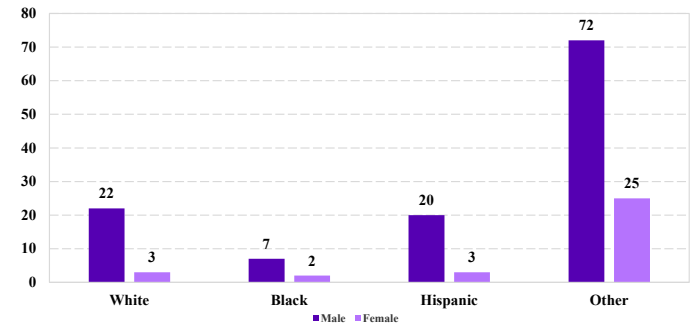
Number of Federal Offenders Over Time



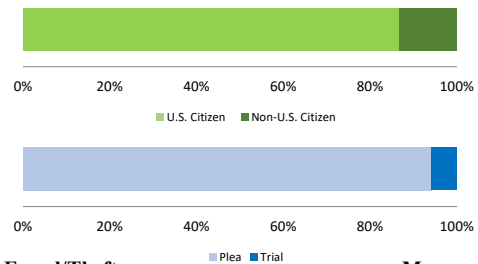
Sentence Imposed Relative to the Guideline Range



Race and Gender



Citizenship, Guilty Pleas, and Trials



SENTENCING INFORMATION BY TYPE OF CRIME

| | TOTAL | Immigration | Drug Trafficking | Firearms | Fraud/Theft/Embezzle | Robbery | Child Porn | Money Laundering | All Other |
|--------------------------|-------|-------------|------------------|----------|----------------------|---------|------------|------------------|-----------|
| Mean Sentence (months) | 58 | 3 | 76 | 39 | 29 | 50 | -- | -- | 36 |
| Median Sentence (months) | 40 | 4 | 60 | 30 | 21 | 46 | -- | -- | 0 |

IMPRISONMENT

| | TOTAL | Immigration | Drug Trafficking | Firearms | Fraud/Theft/Embezzle | Robbery | Child Porn | Money Laundering | All Other |
|------------------------------|-------|-------------|------------------|----------|----------------------|---------|------------|------------------|-----------|
| Total Receiving Imprisonment | 145 | 6 | 90 | 8 | 15 | 3 | 1 | 1 | 21 |
| Prison Only | 137 | 6 | 82 | 8 | 15 | 3 | 1 | 1 | 21 |
| Up to 12 Months | 24 | 6 | 4 | 0 | 2 | 0 | 0 | 0 | 12 |
| 13 to 60 Months | 68 | 0 | 41 | 7 | 10 | 2 | 1 | 1 | 6 |
| 61 to 120 Months | 29 | 0 | 23 | 1 | 3 | 1 | 0 | 0 | 1 |
| Over 120 Months | 16 | 0 | 14 | 0 | 0 | 0 | 0 | 0 | 2 |
| Prison and Alternatives | 8 | 0 | 8 | 0 | 0 | 0 | 0 | 0 | 0 |

PROBATION

| | TOTAL | Immigration | Drug Trafficking | Firearms | Fraud/Theft/Embezzle | Robbery | Child Porn | Money Laundering | All Other |
|----------------------------|-------|-------------|------------------|----------|----------------------|---------|------------|------------------|-----------|
| Total Receiving Probation | 9 | 1 | 0 | 0 | 4 | 0 | 0 | 0 | 4 |
| Probation Only | 8 | 1 | 0 | 0 | 3 | 0 | 0 | 0 | 4 |
| Probation and Alternatives | 1 | 0 | 0 | 0 | 1 | 0 | 0 | 0 | 0 |

FINE ONLY

| | TOTAL | Immigration | Drug Trafficking | Firearms | Fraud/Theft/Embezzle | Robbery | Child Porn | Money Laundering | All Other |
|-----------|-------|-------------|------------------|----------|----------------------|---------|------------|------------------|-----------|
| FINE ONLY | 0 | 0 | 0 | 0 | 0 | 0 | 0 | 0 | 0 |

Cases with indeterminable sentence terms are excluded from the calculation of the Mean Sentence or Median Sentence category. Sentences greater than 470 months and probation were included in the sentence average computations as 470 months and zero months, respectively. Cases in the Total Receiving Imprisonment, Total Receiving Probation, and Fine Only categories total 100 percent of all cases. Cases missing information required for a specific analysis were excluded from that analysis. Descriptions of variables used in this analysis are provided in Appendix A.

SOURCE: U.S. Sentencing Commission, 2015 - 2019 Datafiles, USSCFY15 - USSCFY19.