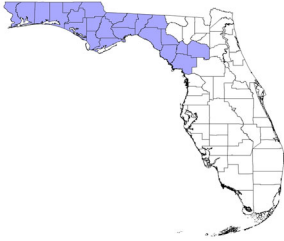


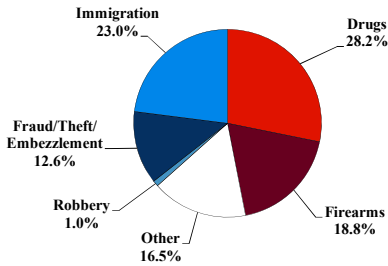
District at a Glance

Northern District of Florida

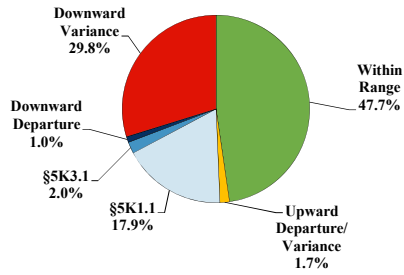
Fiscal Year 2019



Type of Crime



Sentence Imposed Relative to the Guideline Range



SENTENCING INFORMATION BY TYPE OF CRIME

	TOTAL	Immigration	Drug Trafficking	Firearms	Fraud/Theft /Embezzle	Robbery	Child Porn	Money Laundering	All Other
TOTAL	309	71	83	58	39	3	5	7	43
Mean Sentence (months)	45	5	79	52	17	117	67	70	48
Median Sentence (months)	24	3	60	39	12	160	60	84	8

IMPRISONMENT

Total Receiving Imprisonment	282	71	83	58	31	3	5	6	25
Prison Only	271	71	80	55	27	3	5	6	24
Up to 12 Months	88	62	7	4	9	0	1	0	5
13 to 60 Months	105	9	32	35	17	1	2	1	8
61 to 120 Months	54	0	27	13	1	0	1	5	7
Over 120 Months	24	0	14	3	0	2	1	0	4
Prison and Alternatives	11	0	3	3	4	0	0	0	1

PROBATION

Total Receiving Probation	24	0	0	0	8	0	0	1	15
Probation Only	22	0	0	0	7	0	0	0	15
Probation and Alternatives	2	0	0	0	1	0	0	1	0

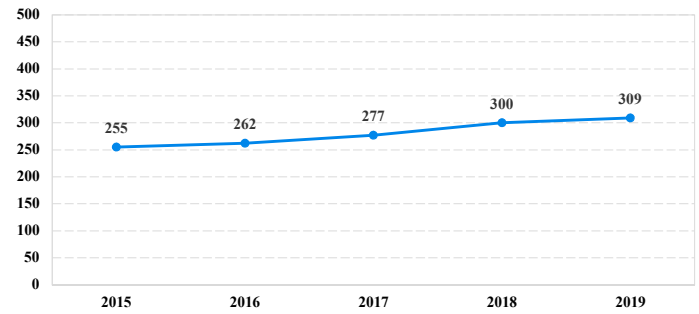
FINE ONLY

FINE ONLY	3	0	0	0	0	0	0	0	3
------------------	----------	----------	----------	----------	----------	----------	----------	----------	----------

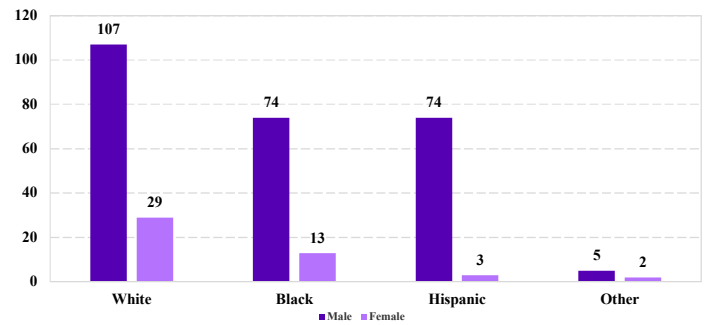
Cases with indeterminable sentence terms are excluded from the calculation of the Mean Sentence or Median Sentence category. Sentences greater than 470 months and probation were included in the sentence average computations as 470 months and zero months, respectively. Cases in the Total Receiving Imprisonment, Total Receiving Probation, and Fine Only categories total 100 percent of all cases. Cases missing information required for a specific analysis were excluded from that analysis. Descriptions of variables used in this analysis are provided in Appendix A.

SOURCE: U.S. Sentencing Commission, 2015 - 2019 Datafiles, USSCFY15 - USSCFY19.

Number of Federal Offenders Over Time



Race and Gender



Citizenship, Guilty Pleas, and Trials

