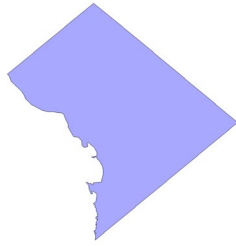


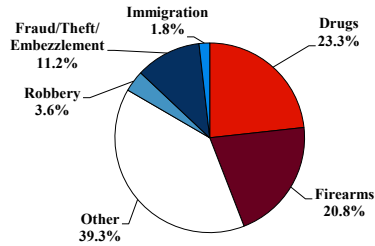
District at a Glance

District of Columbia

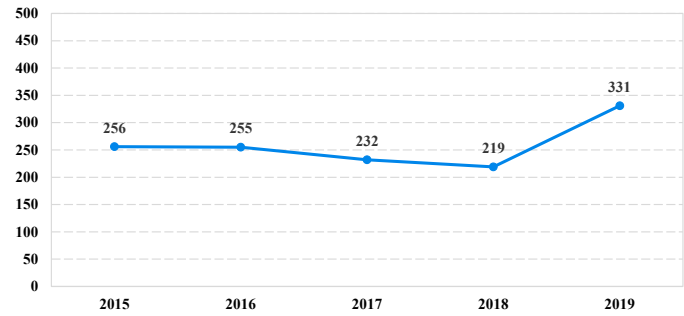
Fiscal Year 2019



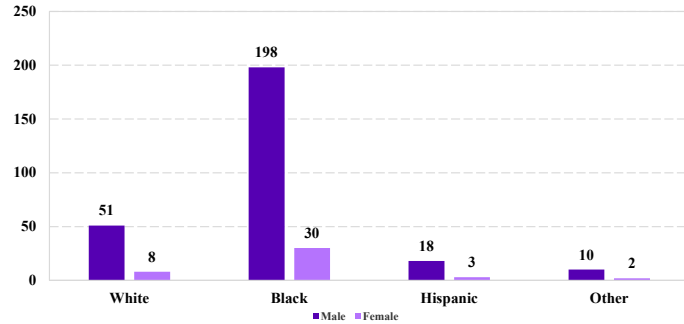
Type of Crime



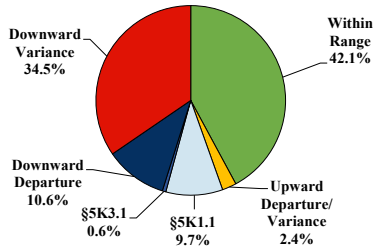
Number of Federal Offenders Over Time



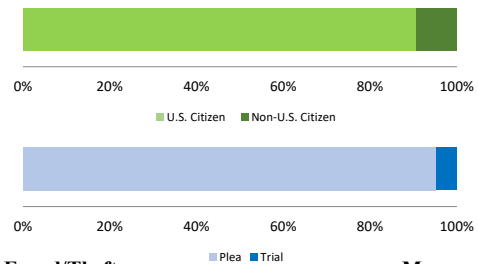
Race and Gender



Sentence Imposed Relative to the Guideline Range



Citizenship, Guilty Pleas, and Trials



SENTENCING INFORMATION BY TYPE OF CRIME

	TOTAL	Immigration	Drug Trafficking	Firearms	Fraud/Theft /Embezzle	Robbery	Child Porn	Money Laundering	All Other
Total	331	6	77	69	37	12	7	18	105
Mean Sentence (months)	38	7	48	40	13	89	88	37	31
Median Sentence (months)	22	4	32	37	10	86	71	15	12

IMPRISONMENT

Total Receiving Imprisonment	304	6	68	69	28	12	7	14	100
Prison Only	273	6	57	65	21	11	6	14	93
Up to 12 Months	70	5	6	5	6	1	1	4	42
13 to 60 Months	147	1	34	49	15	3	1	7	37
61 to 120 Months	39	0	10	11	0	5	3	2	8
Over 120 Months	17	0	7	0	0	2	1	1	6
Prison and Alternatives	31	0	11	4	7	1	1	0	7

PROBATION

Total Receiving Probation	27	0	9	0	9	0	0	4	5
Probation Only	17	0	4	0	6	0	0	2	5
Probation and Alternatives	10	0	5	0	3	0	0	2	0
FINE ONLY	0	0	0	0	0	0	0	0	0

Cases with indeterminable sentence terms are excluded from the calculation of the Mean Sentence or Median Sentence category. Sentences greater than 470 months and probation were included in the sentence average computations as 470 months and zero months, respectively. Cases in the Total Receiving Imprisonment, Total Receiving Probation, and Fine Only categories total 100 percent of all cases. Cases missing information required for a specific analysis were excluded from that analysis. Descriptions of variables used in this analysis are provided in Appendix A.

SOURCE: U.S. Sentencing Commission, 2015 - 2019 Datafiles, USSCFY15 - USSCFY19.