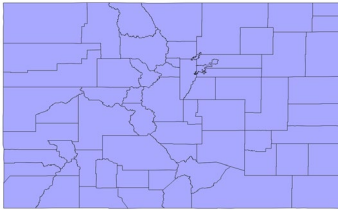


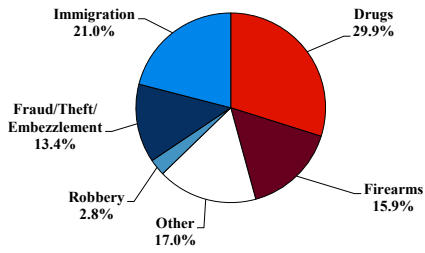
District at a Glance

District of Colorado

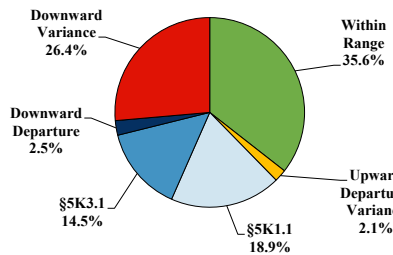
Fiscal Year 2019



Type of Crime



Sentence Imposed Relative to the Guideline Range



SENTENCING INFORMATION BY TYPE OF CRIME

	TOTAL	Immigration	Drug Trafficking	Firearms	Fraud/Theft /Embezzle	Robbery	Child Porn	Money Laundering	All Other
TOTAL	529	111	156	84	71	15	8	13	71
Mean Sentence (months)	46	18	66	49	23	99	80	44	48
Median Sentence (months)	30	12	60	38	13	64	76	41	18

IMPRISONMENT

Total Receiving Imprisonment	485	110	145	84	52	15	8	13	58
Prison Only	471	110	141	80	48	14	8	13	57
Up to 12 Months	86	53	8	4	7	0	0	1	13
13 to 60 Months	258	54	63	60	35	5	2	9	30
61 to 120 Months	95	3	55	14	5	5	6	3	4
Over 120 Months	32	0	15	2	1	4	0	0	10
Prison and Alternatives	14	0	4	4	4	1	0	0	1

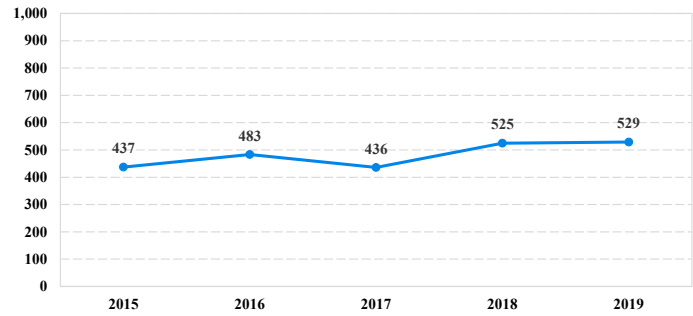
PROBATION

Total Receiving Probation	42	1	11	0	18	0	0	0	12
Probation Only	31	1	7	0	14	0	0	0	9
Probation and Alternatives	11	0	4	0	4	0	0	0	3
FINE ONLY	2	0	0	0	1	0	0	0	1

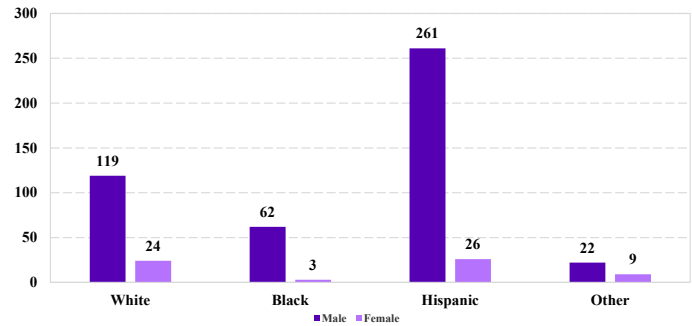
Cases with indeterminable sentence terms are excluded from the calculation of the Mean Sentence or Median Sentence category. Sentences greater than 470 months and probation were included in the sentence average computations as 470 months and zero months, respectively. Cases in the Total Receiving Imprisonment, Total Receiving Probation, and Fine Only categories total 100 percent of all cases. Cases missing information required for a specific analysis were excluded from that analysis. Descriptions of variables used in this analysis are provided in Appendix A.

SOURCE: U.S. Sentencing Commission, 2015 - 2019 Datafiles, USSCFY15 - USSCFY19.

Number of Federal Offenders Over Time



Race and Gender



Citizenship, Guilty Pleas, and Trials

