

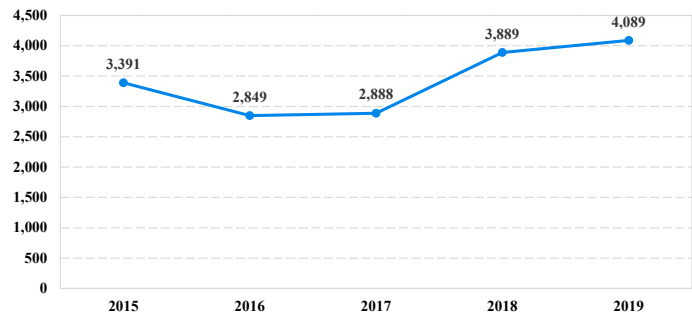
District at a Glance

Southern District of California

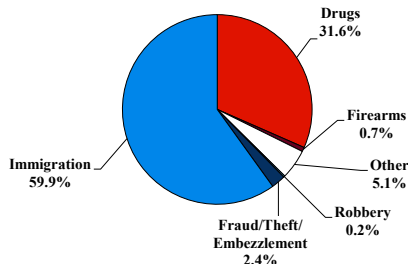
Fiscal Year 2019



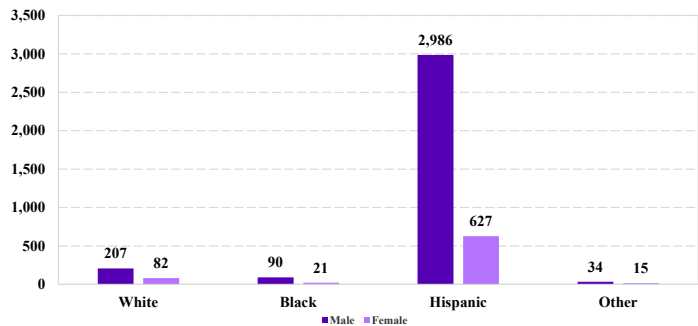
Number of Federal Offenders Over Time



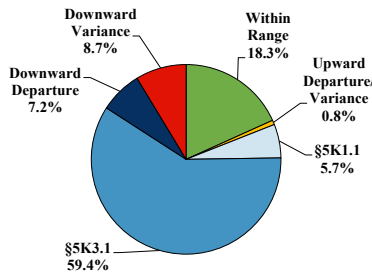
Type of Crime



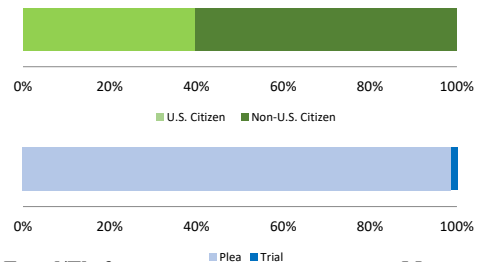
Race and Gender



Sentence Imposed Relative to the Guideline Range



Citizenship, Guilty Pleas, and Trials



SENTENCING INFORMATION BY TYPE OF CRIME

	TOTAL	Immigration	Drug Trafficking	Firearms	Fraud/Theft/Embezzle	Robbery	Child Porn	Money Laundering	All Other
Mean Sentence (months)	20	9	41	39	14	83	59	23	22
Median Sentence (months)	12	6	33	24	8	57	62	13	4

IMPRISONMENT

	TOTAL	Immigration	Drug Trafficking	Firearms	Fraud/Theft/Embezzle	Robbery	Child Porn	Money Laundering	All Other
Total Receiving Imprisonment	3,897	2,344	1,256	28	78	10	18	75	88
Prison Only	3,753	2,271	1,211	26	75	9	16	67	78
Up to 12 Months	1,800	1,637	53	2	36	0	0	26	46
13 to 60 Months	1,715	630	959	20	36	6	9	35	20
61 to 120 Months	198	4	172	2	1	0	7	4	8
Over 120 Months	40	0	27	2	2	3	0	2	4
Prison and Alternatives	144	73	45	2	3	1	2	8	10

PROBATION

	TOTAL	Immigration	Drug Trafficking	Firearms	Fraud/Theft/Embezzle	Robbery	Child Porn	Money Laundering	All Other
Total Receiving Probation	192	107	27	2	21	0	0	7	28
Probation Only	154	89	15	2	18	0	0	5	25
Probation and Alternatives	38	18	12	0	3	0	0	2	3

FINE ONLY

FINE ONLY	0	0	0	0	0	0	0	0	0
------------------	----------	----------	----------	----------	----------	----------	----------	----------	----------

Cases with indeterminable sentence terms are excluded from the calculation of the Mean Sentence or Median Sentence category. Sentences greater than 470 months and probation were included in the sentence average computations as 470 months and zero months, respectively. Cases in the Total Receiving Imprisonment, Total Receiving Probation, and Fine Only categories total 100 percent of all cases. Cases missing information required for a specific analysis were excluded from that analysis. Descriptions of variables used in this analysis are provided in Appendix A.