

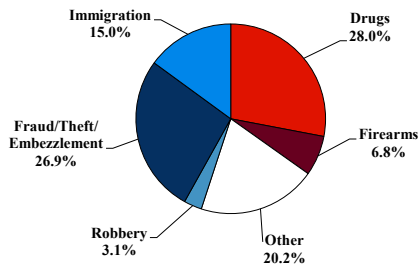
District at a Glance

Central District of California

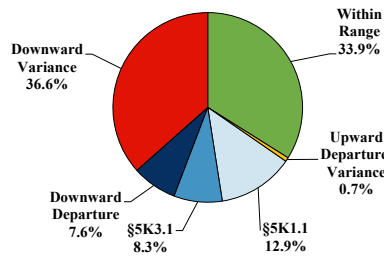
Fiscal Year 2019



Type of Crime



Sentence Imposed Relative to the Guideline Range



SENTENCING INFORMATION BY TYPE OF CRIME

	TOTAL	Immigration	Drug Trafficking	Firearms	Fraud/Theft/Embezzle	Robbery	Child Porn	Money Laundering	All Other
TOTAL	1,143	171	303	78	308	35	18	43	187
Mean Sentence (months)	45	18	78	43	28	107	82	59	24
Median Sentence (months)	27	15	60	33	21	78	60	30	6

IMPRISONMENT

Total Receiving Imprisonment	979	165	293	75	250	35	18	38	105
Prison Only	919	163	279	74	229	33	18	30	93
Up to 12 Months	137	54	7	6	42	1	1	2	24
13 to 60 Months	521	106	121	55	156	13	10	15	45
61 to 120 Months	176	3	103	10	27	10	4	4	15
Over 120 Months	85	0	48	3	4	9	3	9	9
Prison and Alternatives	60	2	14	1	21	2	0	8	12

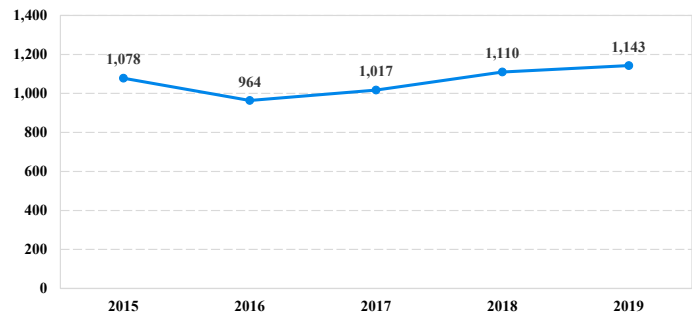
PROBATION

Total Receiving Probation	134	6	10	3	57	0	0	5	53
Probation Only	86	3	7	2	35	0	0	1	38
Probation and Alternatives	48	3	3	1	22	0	0	4	15
FINE ONLY	30	0	0	0	1	0	0	0	29

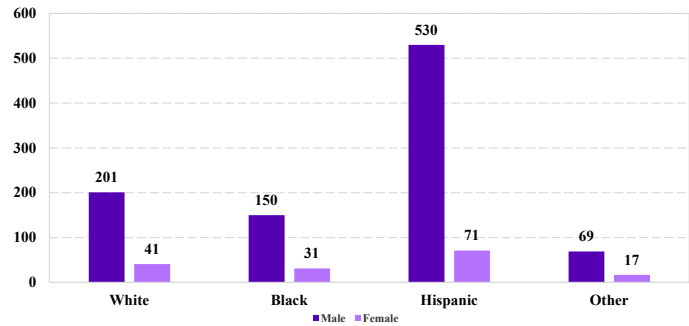
Cases with indeterminable sentence terms are excluded from the calculation of the Mean Sentence or Median Sentence category. Sentences greater than 470 months and probation were included in the sentence average computations as 470 months and zero months, respectively. Cases in the Total Receiving Imprisonment, Total Receiving Probation, and Fine Only categories total 100 percent of all cases. Cases missing information required for a specific analysis were excluded from that analysis. Descriptions of variables used in this analysis are provided in Appendix A.

SOURCE: U.S. Sentencing Commission, 2015 - 2019 Datafiles, USSCFY15 - USSCFY19.

Number of Federal Offenders Over Time



Race and Gender



Citizenship, Guilty Pleas, and Trials

