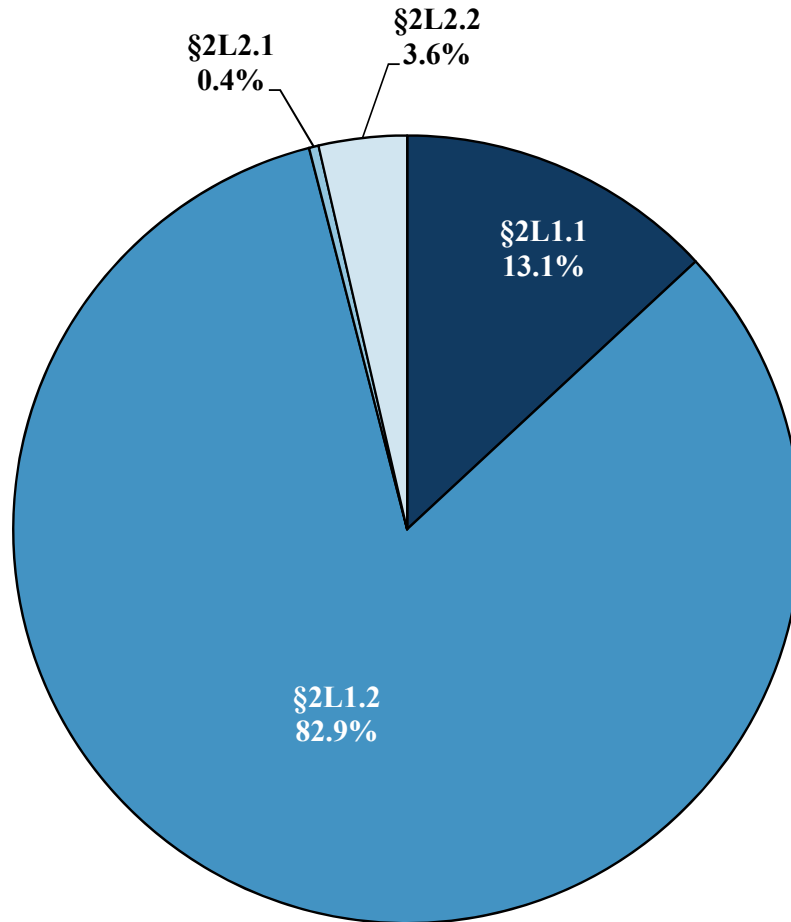


IMMIGRATION OFFENSES

Figure I-1

**DISTRIBUTION OF IMMIGRATION OFFENDERS
BY GUIDELINE¹
Fiscal Year 2019**



¹ Of the 76,538 cases, 26,630 offenders were sentenced under §§2L1.1 (Alien Smuggling), 2L1.2 (Unlawful Entering or Remaining in the United States), 2L2.1 (Trafficking in Immigration Documents, or Making False or Fraudulent Immigration Statements), or 2L2.2 (Acquiring Fraudulent Immigration Documents). Descriptions of variables used in this figure are provided in Appendix A.

SOURCE: U.S. Sentencing Commission, 2019 Datafile, USSCFY19.

Table I-1
RACE OF IMMIGRATION OFFENDERS¹
Fiscal Year 2019

GUIDELINE	TOTAL	WHITE		BLACK		HISPANIC		OTHER	
		N	%	N	%	N	%	N	%
TOTAL	26,460	511	1.9	297	1.1	25,513	96.4	139	0.5
§2L1.1	3,480	293	8.4	154	4.4	2,940	84.5	93	2.7
§2L1.2	21,934	156	0.7	64	0.3	21,702	98.9	12	0.1
§2L2.1	103	15	14.6	13	12.6	64	62.1	11	10.7
§2L2.2	943	47	5.0	66	7.0	807	85.6	23	2.4

¹ Of the 76,538 cases, 26,630 offenders were sentenced under §§2L1.1 (Alien Smuggling), 2L1.2 (Unlawful Entering or Remaining in the United States), 2L2.1 (Trafficking in Immigration Documents, or Making False or Fraudulent Immigration Statements), or 2L2.2 (Acquiring Fraudulent Immigration Documents). Of these 26,630 offenders, 170 were excluded due to missing information on offender's race. Descriptions of variables used in this table are provided in Appendix A.

SOURCE: U.S. Sentencing Commission, 2019 Datafile, USSCFY19.

Table I-2
GENDER OF IMMIGRATION OFFENDERS¹
Fiscal Year 2019

GUIDELINE	TOTAL	MALE		FEMALE	
		N	%	N	%
TOTAL	26,613	24,748	93.0	1,865	7.0
§2L1.1	3,486	2,592	74.4	894	25.6
§2L1.2	22,070	21,289	96.5	781	3.5
§2L2.1	104	71	68.3	33	31.7
§2L2.2	953	796	83.5	157	16.5

¹ Of the 76,538 cases, 26,630 offenders were sentenced under §§2L1.1 (Alien Smuggling), 2L1.2 (Unlawful Entering or Remaining in the United States), 2L2.1 (Trafficking in Immigration Documents, or Making False or Fraudulent Immigration Statements), or 2L2.2 (Acquiring Fraudulent Immigration Documents). Of these 26,630 offenders, 17 were excluded due to missing information on offender's gender. Descriptions of variables used in this table are provided in Appendix A.

SOURCE: U.S. Sentencing Commission, 2019 Datafile, USSCFY19.

Table I-3
AGE OF IMMIGRATION OFFENDERS¹
Fiscal Year 2019

GUIDELINE	TOTAL	Under 21		21 to 25		26 to 30		31 to 35		36 to 40		41 to 50		51 to 60		Over 60	
		N	%	N	%	N	%	N	%	N	%	N	%	N	%	N	%
TOTAL	26,630	1,034	3.9	3,398	12.8	4,724	17.7	5,251	19.7	4,756	17.9	5,549	20.8	1,627	6.1	291	1.1
§2L1.1	3,487	384	11.0	772	22.1	643	18.4	491	14.1	431	12.4	494	14.2	218	6.3	54	1.5
§2L1.2	22,077	592	2.7	2,480	11.2	3,928	17.8	4,597	20.8	4,162	18.9	4,810	21.8	1,314	6.0	194	0.9
§2L2.1	104	1	1.0	4	3.8	16	15.4	17	16.3	15	14.4	30	28.8	18	17.3	3	2.9
§2L2.2	962	57	5.9	142	14.8	137	14.2	146	15.2	148	15.4	215	22.3	77	8.0	40	4.2

¹ Of the 76,538 cases, 26,630 offenders were sentenced under §§2L1.1 (Alien Smuggling), 2L1.2 (Unlawful Entering or Remaining in the United States), 2L2.1 (Trafficking in Immigration Documents, or Making False or Fraudulent Immigration Statements), or 2L2.2 (Acquiring Fraudulent Immigration Documents). Descriptions of variables used in this table are provided in Appendix A.

SOURCE: U.S. Sentencing Commission, 2019 Datafile, USSCFY19.

Table I-4
CITIZENSHIP OF IMMIGRATION OFFENDERS¹
Fiscal Year 2019

GUIDELINE	U.S. CITIZEN			NON-U.S. CITIZEN			Resident/ Legal Alien		Illegal Alien		Extradited Alien		Alien Status Unknown	
	TOTAL	N	%	N	N	%	N	N	N	N	N	N	N	
TOTAL	26,629	2,481	9.3	24,148	318	90.7	23,684	2	144					
§2L1.1	3,486	2,379	68.2	1,107	177	31.8	904	2	24					
§2L1.2	22,077	0	0.0	22,077	92	100.0	21,904	0	81					
§2L2.1	104	40	38.5	64	12	61.5	49	0	3					
§2L2.2	962	62	6.4	900	37	93.6	827	0	36					

¹ Of the 76,538 cases, 26,630 offenders were sentenced under §§2L1.1 (Alien Smuggling), 2L1.2 (Unlawful Entering or Remaining in the United States), 2L2.1 (Trafficking in Immigration Documents, or Making False or Fraudulent Immigration Statements), or 2L2.2 (Acquiring Fraudulent Immigration Documents). Of these 26,630 offenders, one was excluded due to missing information on offender's citizenship status. Descriptions of variables used in this table are provided in Appendix A.

SOURCE: U.S. Sentencing Commission, 2019 Datafile, USSCFY19.

Table I-5

CRIMINAL HISTORY CATEGORY AND CITIZENSHIP OF IMMIGRATION OFFENDERS¹
Fiscal Year 2019

CHC		Total		§2L1.1		§2L1.2		§2L2.1		§2L2.2	
		N	%	N	%	N	%	N	%	N	%
I	Total	11,551	100.0	2,028	100.0	8,661	100.0	88	100.0	774	100.0
	U.S. Citizen	1,253	10.8	1,186	58.5	0	0.0	31	35.2	36	4.7
	Non-U.S. Citizen	10,298	89.2	842	41.5	8,661	100.0	57	64.8	738	95.3
II	Total	5,646	100.0	446	100.0	5,117	100.0	8	100.0	75	100.0
	U.S. Citizen	344	6.1	327	73.3	0	0.0	3	37.5	14	18.7
	Non-U.S. Citizen	5,302	93.9	119	26.7	5,117	100.0	5	62.5	61	81.3
III	Total	5,275	100.0	511	100.0	4,689	100.0	4	100.0	71	100.0
	U.S. Citizen	426	8.1	418	81.8	0	0.0	2	50.0	6	8.5
	Non-U.S. Citizen	4,849	91.9	93	18.2	4,689	100.0	2	50.0	65	91.5
IV	Total	2,420	100.0	237	100.0	2,155	100.0	0	100.0	28	100.0
	U.S. Citizen	205	8.5	203	85.7	0	0.0	0	--	2	7.1
	Non-U.S. Citizen	2,215	91.5	34	14.3	2,155	100.0	0	--	26	92.9
V	Total	1,058	100.0	137	100.0	910	100.0	2	100.0	9	100.0
	U.S. Citizen	126	11.9	123	89.8	0	0.0	2	100.0	1	11.1
	Non-U.S. Citizen	932	88.1	14	10.2	910	100.0	0	0.0	8	88.9
VI	Total	679	100.0	127	100.0	545	100.0	2	100.0	5	100.0
	U.S. Citizen	127	18.7	122	96.1	0	0.0	2	100.0	3	60.0
	Non-U.S. Citizen	552	81.3	5	3.9	545	100.0	0	0.0	2	40.0

¹ Of the 76,538 cases, 26,630 offenders were sentenced under §§2L1.1 (Alien Smuggling), 2L1.2 (Unlawful Entering or Remaining in the United States), 2L2.1 (Trafficking in Immigration Documents, or Making False or Fraudulent Immigration Statements), or 2L2.2 (Acquiring Fraudulent Immigration Documents). Of these 26,630 offenders, one was excluded due to missing information on the offender's citizenship status. Descriptions of variables used in this table are provided in Appendix A.

SOURCE: U.S. Sentencing Commission, 2019 Datafile, USSCFY19.

Table I-6
EDUCATION OF IMMIGRATION OFFENDERS¹
Fiscal Year 2019

GUIDELINE	LESS THAN HIGH SCHOOL GRADUATE		HIGH SCHOOL GRADUATE		SOME COLLEGE		COLLEGE GRADUATE	
	N	%	N	%	N	%	N	%
TOTAL	22,993	80.5	3,293	14.3	975	4.2	213	0.9
§2L1.1	1,895	54.7	1,030	29.7	483	13.9	56	1.6
§2L1.2	16,202	86.1	2,106	11.2	410	2.2	97	0.5
§2L2.1	40	40.4	26	26.3	11	11.1	22	22.2
§2L2.2	375	61.0	131	21.3	71	11.5	38	6.2

¹ Of the 76,538 cases, 26,630 offenders were sentenced under §§2L1.1 (Alien Smuggling), 2L1.2 (Unlawful Entering or Remaining in the United States), 2L2.1 (Trafficking in Immigration Documents, or Making False or Fraudulent Immigration Statements), or 2L2.2 (Acquiring Fraudulent Immigration Documents). Of these 26,630 offenders, 3,637 were excluded due to missing information on offender's education. Descriptions of variables used in this table are provided in Appendix A.

SOURCE: U.S. Sentencing Commission, 2019 Datafile, USSCFY19.

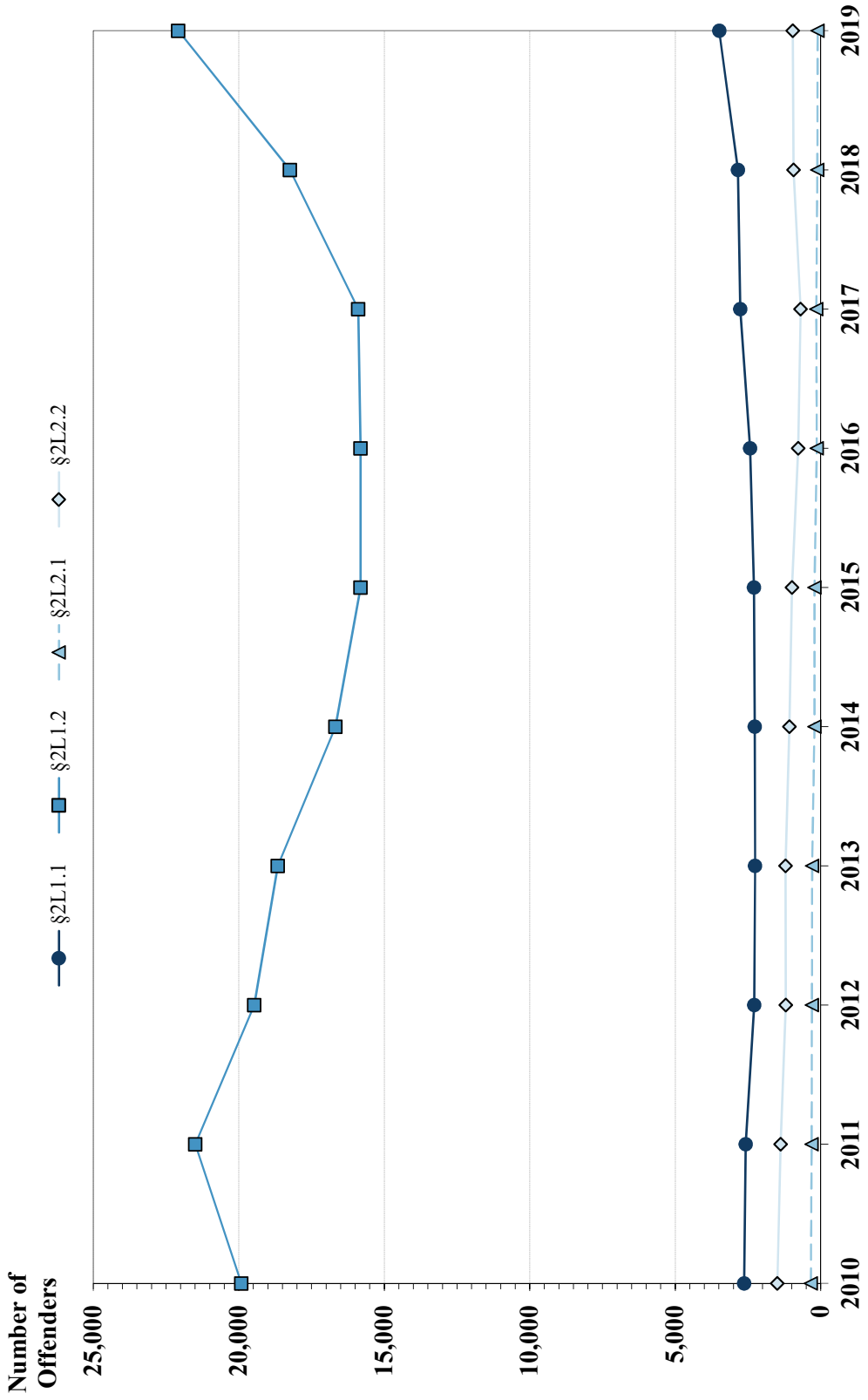
Table I-7
SENTENCE IMPOSED RELATIVE TO THE GUIDELINE RANGE FOR IMMIGRATION OFFENDERS¹
Fiscal Year 2019

GUIDELINE	TOTAL		WITHIN GUIDELINE RANGE						DEPARTURE					
	N	%	UPWARD		\$5K1.1		\$5K3.1		DOWNWARD		VARIANCE			
			N	%	N	%	N	%	N	%	N	%		
TOTAL	26,623	17,351	65.2	102	0.4	201	0.8	5,252	19.7	1,103	4.1	2,614	9.8	
§2L1.1	3,487	1,412	40.5	4	0.1	151	4.3	1,208	34.6	90	2.6	622	17.8	
§2L1.2	22,071	15,191	68.8	96	0.4	29	0.1	3,990	18.1	977	4.4	1,788	8.1	
§2L2.1	104	51	49.0	0	0.0	18	17.3	0	0.0	5	4.8	30	28.8	
§2L2.2	961	697	72.5	2	0.2	3	0.3	54	5.6	31	3.2	174	18.1	

¹ Of the 76,538 cases, 26,630 offenders were sentenced under §§2L1.1 (Alien Smuggling), 2L1.2 (Unlawful Entering or Remaining in the United States), 2L2.1 (Trafficking in Immigration Documents, or Making False or Fraudulent Immigration Statements), or 2L2.2 (Acquiring Fraudulent Immigration Documents). Of these 26,630 offenders, seven were excluded because information was missing from the submitted documents that prevented the comparison of the sentence and the guideline range. Descriptions of variables used in this table are provided in Appendix A.

SOURCE: U.S. Sentencing Commission, 2019 Datafile, USSCFY19.

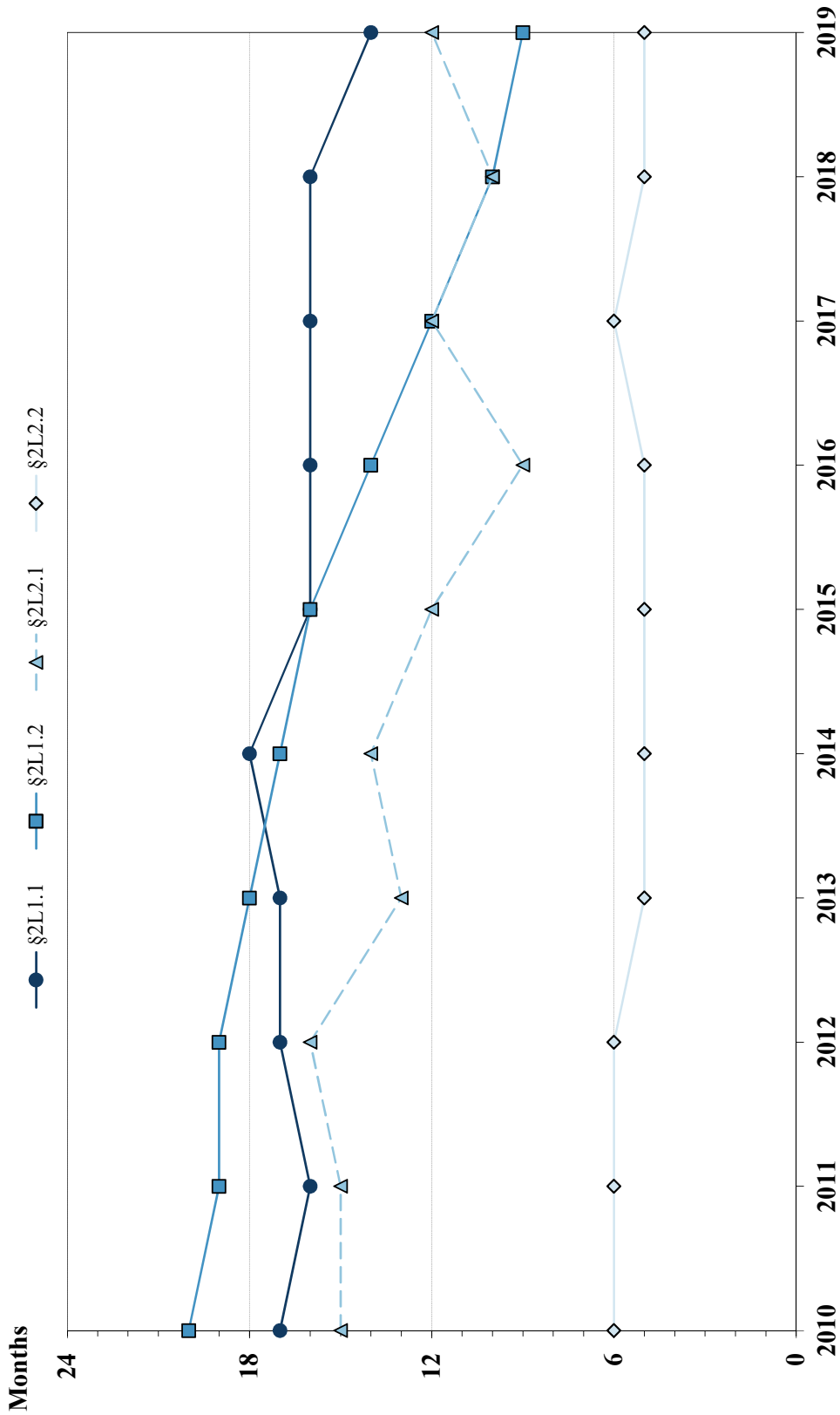
Figure I-2
NUMBER OF IMMIGRATION OFFENDERS OVER TIME¹
Fiscal Years 2010 - 2019



¹ Only offenders sentenced under §§2L1.1 (Alien Smuggling), 2L1.2 (Unlawful Entering or Remaining in the United States), 2L2.1 (Trafficking in Immigration Documents, or Making False or Fraudulent Immigration Statements), or 2L2.2 (Acquiring Fraudulent Immigration Documents) are depicted in this figure. Descriptions of variables used in this figure are provided in Appendix A.

SOURCE: U.S. Sentencing Commission, 2010 - 2019 Datafiles, USSCFY10 - USSCFY19.

Figure I-3
SENTENCE LENGTH OF IMMIGRATION OFFENDERS OVER TIME¹
Fiscal Years 2010 - 2019



¹ Only offenders sentenced under §§2L1.1 (Alien Smuggling), 2L1.2 (Unlawful Entering or Remaining in the United States), 2L2.1 (Trafficking in Immigration Documents, or Making False or Fraudulent Immigration Statements), or 2L2.2 (Acquiring Fraudulent Immigration Documents) are depicted in this figure. Sentences of 470 months or greater (including life) and probation were included in the sentence average computations as 470 months and zero months, respectively. The information in this figure includes conditions of confinement as described in USSG §5C1.1. Cases missing sentencing information were also excluded. Descriptions of variables used in this figure are provided in Appendix A.

SOURCE: U.S. Sentencing Commission, 2010 - 2019 Datafiles, USSCFY10 - USSCFY19.