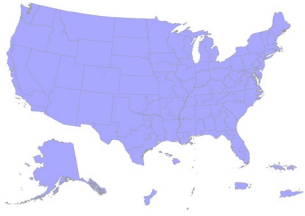


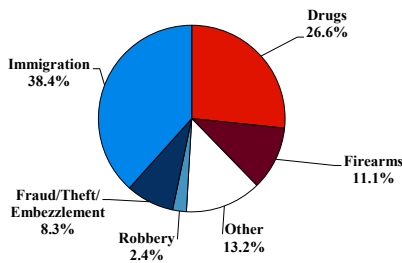
# District at a Glance

## National

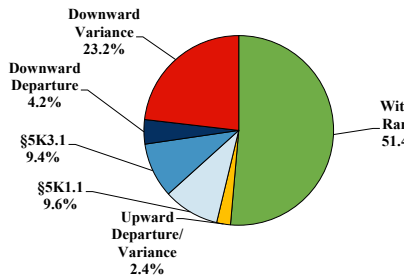
### Fiscal Year 2019



#### Type of Crime



#### Sentence Imposed Relative to the Guideline Range



#### SENTENCING INFORMATION BY TYPE OF CRIME

	TOTAL	Immigration	Drug Trafficking	Firearms	Fraud/Theft /Embezzle	Robbery	Child Porn	Money Laundering	All Other
	76,538	29,354	19,830	8,481	6,390	1,825	1,368	1,177	8,113
Mean Sentence (months)	42	9	76	50	21	109	103	61	60
Median Sentence (months)	18	6	60	39	12	92	84	33	12

#### IMPRISONMENT

<b>Total Receiving Imprisonment</b>	<b>70,231</b>	<b>27,991</b>	<b>19,099</b>	<b>7,994</b>	<b>4,738</b>	<b>1,800</b>	<b>1,354</b>	<b>1,040</b>	<b>6,215</b>
Prison Only	68,138	27,715	18,458	7,700	4,384	1,727	1,325	985	5,844
Up to 12 Months	24,869	19,835	1,252	487	1,357	36	27	152	1,723
13 to 60 Months	27,136	7,730	8,088	5,048	2,566	502	404	466	2,332
61 to 120 Months	9,799	144	5,599	1,736	382	601	553	198	586
Over 120 Months	6,334	6	3,519	429	79	588	341	169	1,203
Prison and Alternatives	2,093	276	641	294	354	73	29	55	371

#### PROBATION

<b>Total Receiving Probation</b>	<b>5,888</b>	<b>1,361</b>	<b>729</b>	<b>487</b>	<b>1,573</b>	<b>25</b>	<b>13</b>	<b>137</b>	<b>1,563</b>
Probation Only	4,558	1,168	521	306	1,192	17	10	89	1,255
Probation and Alternatives	1,330	193	208	181	381	8	3	48	308

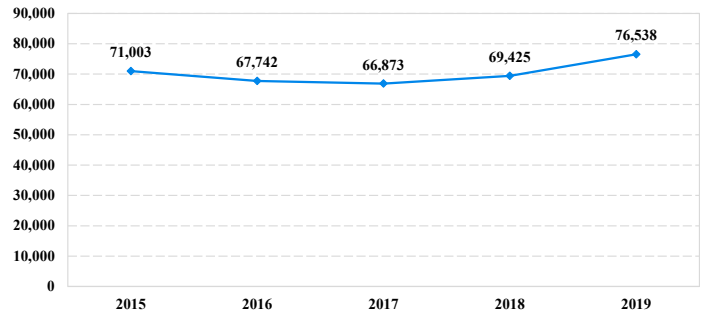
#### FINE ONLY

	<b>419</b>	<b>2</b>	<b>2</b>	<b>0</b>	<b>79</b>	<b>0</b>	<b>1</b>	<b>0</b>	<b>335</b>
--	------------	----------	----------	----------	-----------	----------	----------	----------	------------

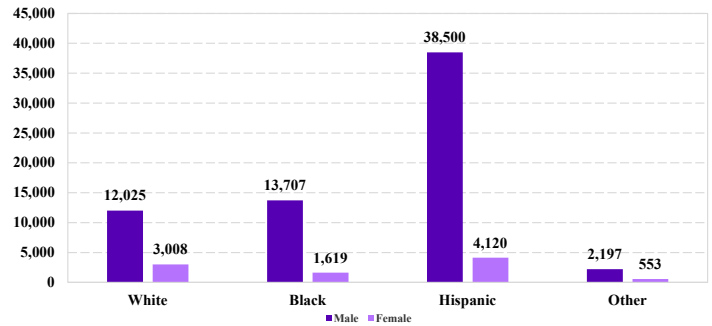
Cases with indeterminable sentence terms are excluded from the calculation of the Mean Sentence or Median Sentence category. Sentences greater than 470 months and probation were included in the sentence average computations as 470 months and zero months, respectively. Cases in the Total Receiving Imprisonment, Total Receiving Probation, and Fine Only categories total 100 percent of all cases. Cases missing information required for a specific analysis were excluded from that analysis. Descriptions of variables used in this analysis are provided in Appendix A.

SOURCE: U.S. Sentencing Commission, 2015 - 2019 Datafiles, USSCFY15 - USSCFY19.

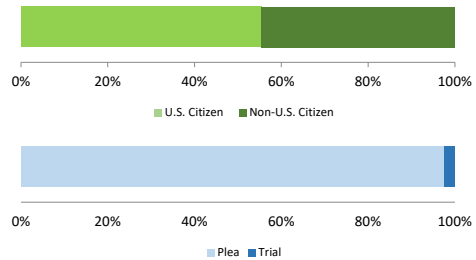
#### Number of Federal Offenders Over Time



#### Race and Gender



#### Citizenship, Guilty Pleas, and Trials



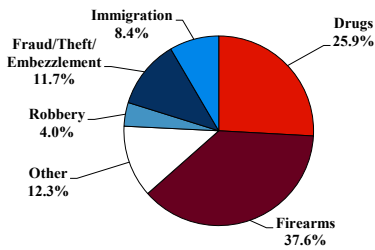
# District at a Glance

## Northern District of Alabama

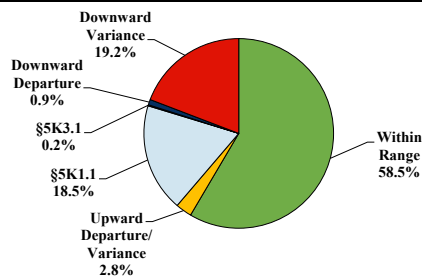
### Fiscal Year 2019



#### Type of Crime



#### Sentence Imposed Relative to the Guideline Range



#### SENTENCING INFORMATION BY TYPE OF CRIME

	TOTAL	Immigration	Drug Trafficking	Firearms	Fraud/Theft/Embezzle	Robbery	Child Porn	Money Laundering	All Other
<b>Total</b>	<b>545</b>	<b>46</b>	<b>137</b>	<b>205</b>	<b>64</b>	<b>22</b>	<b>3</b>	<b>7</b>	<b>61</b>
Mean Sentence (months)	59	7	101	53	15	87	206	59	49
Median Sentence (months)	37	6	77	42	12	76	97	30	0

#### IMPRISONMENT

<b>Total Receiving Imprisonment</b>	<b>478</b>	<b>46</b>	<b>133</b>	<b>194</b>	<b>44</b>	<b>22</b>	<b>3</b>	<b>7</b>	<b>29</b>
Prison Only	447	45	122	183	39	21	3	7	27
Up to 12 Months	61	35	2	12	7	0	0	0	5
13 to 60 Months	224	10	40	116	32	8	1	6	11
61 to 120 Months	104	0	45	44	0	9	1	0	5
Over 120 Months	58	0	35	11	0	4	1	1	6
Prison and Alternatives	31	1	11	11	5	1	0	0	2

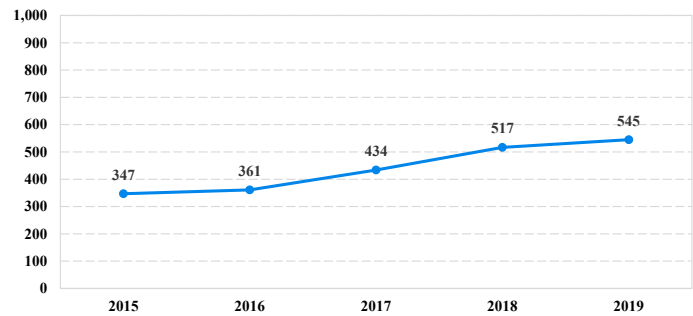
#### PROBATION

<b>Total Receiving Probation</b>	<b>54</b>	<b>0</b>	<b>4</b>	<b>11</b>	<b>19</b>	<b>0</b>	<b>0</b>	<b>0</b>	<b>20</b>
Probation Only	38	0	1	5	15	0	0	0	17
Probation and Alternatives	16	0	3	6	4	0	0	0	3
<b>FINE ONLY</b>	<b>13</b>	<b>0</b>	<b>0</b>	<b>0</b>	<b>1</b>	<b>0</b>	<b>0</b>	<b>0</b>	<b>12</b>

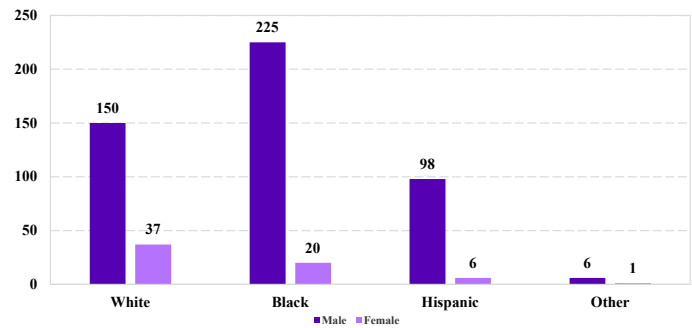
Cases with indeterminable sentence terms are excluded from the calculation of the Mean Sentence or Median Sentence category. Sentences greater than 470 months and probation were included in the sentence average computations as 470 months and zero months, respectively. Cases in the Total Receiving Imprisonment, Total Receiving Probation, and Fine Only categories total 100 percent of all cases. Cases missing information required for a specific analysis were excluded from that analysis. Descriptions of variables used in this analysis are provided in Appendix A.

SOURCE: U.S. Sentencing Commission, 2015 - 2019 Datafiles, USSCFY15 - USSCFY19.

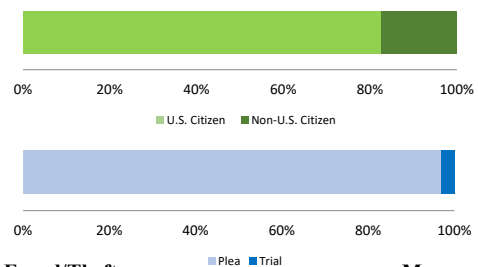
#### Number of Federal Offenders Over Time



#### Race and Gender



#### Citizenship, Guilty Pleas, and Trials



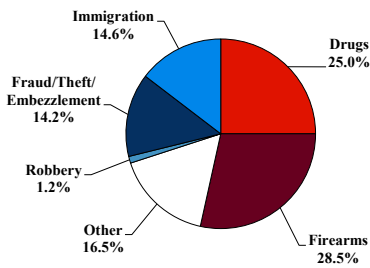
# District at a Glance

## Middle District of Alabama

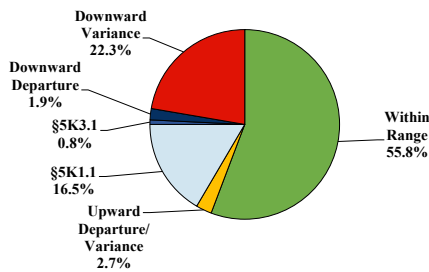
### Fiscal Year 2019



#### Type of Crime



#### Sentence Imposed Relative to the Guideline Range



#### SENTENCING INFORMATION BY TYPE OF CRIME

	TOTAL	Immigration	Drug Trafficking	Firearms	Fraud/Theft/Embezzle	Robbery	Child Porn	Money Laundering	All Other
<b>TOTAL</b>	<b>260</b>	<b>38</b>	<b>62</b>	<b>74</b>	<b>37</b>	<b>3</b>	<b>7</b>	<b>8</b>	<b>31</b>
Mean Sentence (months)	55	4	92	56	19	102	125	128	45
Median Sentence (months)	33	3	81	53	10	87	120	108	2

#### IMPRISONMENT

<b>Total Receiving Imprisonment</b>	<b>222</b>	<b>38</b>	<b>57</b>	<b>69</b>	<b>24</b>	<b>3</b>	<b>7</b>	<b>8</b>	<b>16</b>
Prison Only	212	38	57	65	20	3	7	7	15
Up to 12 Months	47	37	1	1	5	0	0	1	2
13 to 60 Months	77	1	16	39	12	1	0	2	6
61 to 120 Months	62	0	29	22	3	1	4	0	3
Over 120 Months	26	0	11	3	0	1	3	4	4
Prison and Alternatives	10	0	0	4	4	0	0	1	1

#### PROBATION

<b>Total Receiving Probation</b>	<b>37</b>	<b>0</b>	<b>5</b>	<b>5</b>	<b>13</b>	<b>0</b>	<b>0</b>	<b>0</b>	<b>14</b>
Probation Only	31	0	3	3	12	0	0	0	13
Probation and Alternatives	6	0	2	2	1	0	0	0	1

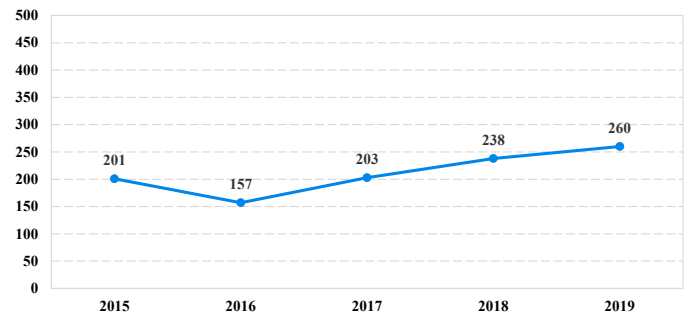
#### FINE ONLY

<b>FINE ONLY</b>	<b>1</b>	<b>0</b>	<b>0</b>	<b>0</b>	<b>0</b>	<b>0</b>	<b>0</b>	<b>0</b>	<b>1</b>
------------------	----------	----------	----------	----------	----------	----------	----------	----------	----------

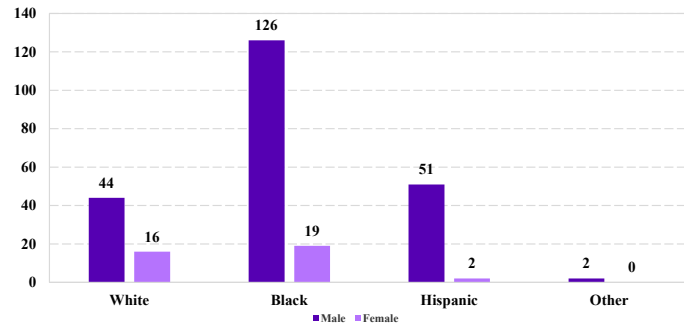
Cases with indeterminable sentence terms are excluded from the calculation of the Mean Sentence or Median Sentence category. Sentences greater than 470 months and probation were included in the sentence average computations as 470 months and zero months, respectively. Cases in the Total Receiving Imprisonment, Total Receiving Probation, and Fine Only categories total 100 percent of all cases. Cases missing information required for a specific analysis were excluded from that analysis. Descriptions of variables used in this analysis are provided in Appendix A.

SOURCE: U.S. Sentencing Commission, 2015 - 2019 Datafiles, USSCFY15 - USSCFY19.

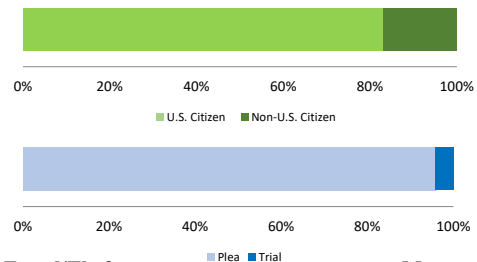
#### Number of Federal Offenders Over Time



#### Race and Gender



#### Citizenship, Guilty Pleas, and Trials



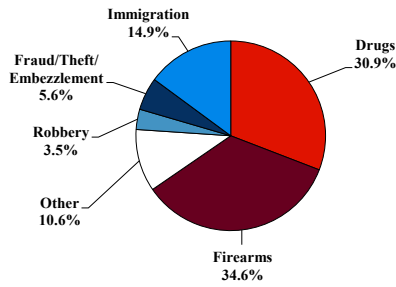
# District at a Glance

## Southern District of Alabama

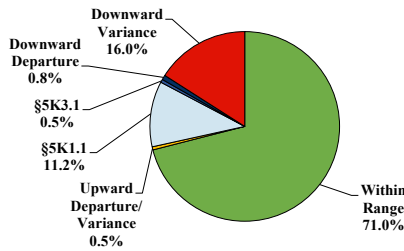
### Fiscal Year 2019



#### Type of Crime



#### Sentence Imposed Relative to the Guideline Range



#### SENTENCING INFORMATION BY TYPE OF CRIME

	TOTAL	Immigration	Drug Trafficking	Firearms	Fraud/Theft/Embezzle	Robbery	Child Porn	Money Laundering	All Other
	376	56	116	130	21	13	4	1	35
Mean Sentence (months)	52	4	72	44	12	111	197	--	73
Median Sentence (months)	30	3	60	36	3	77	154	--	18

#### IMPRISONMENT

	TOTAL	Immigration	Drug Trafficking	Firearms	Fraud/Theft/Embezzle	Robbery	Child Porn	Money Laundering	All Other
<b>Total Receiving Imprisonment</b>	<b>342</b>	<b>56</b>	<b>110</b>	<b>121</b>	<b>13</b>	<b>13</b>	<b>4</b>	<b>0</b>	<b>25</b>
Prison Only	334	56	106	118	12	13	4	0	25
Up to 12 Months	81	52	11	9	5	0	0	0	4
13 to 60 Months	159	4	49	86	6	4	0	0	10
61 to 120 Months	55	0	25	17	1	4	1	0	7
Over 120 Months	39	0	21	6	0	5	3	0	4
Prison and Alternatives	8	0	4	3	1	0	0	0	0

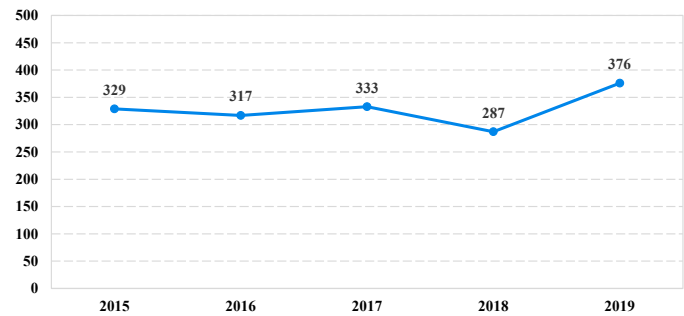
#### PROBATION

	TOTAL	Immigration	Drug Trafficking	Firearms	Fraud/Theft/Embezzle	Robbery	Child Porn	Money Laundering	All Other
<b>Total Receiving Probation</b>	<b>34</b>	<b>0</b>	<b>6</b>	<b>9</b>	<b>8</b>	<b>0</b>	<b>0</b>	<b>1</b>	<b>10</b>
Probation Only	30	0	6	7	8	0	0	1	8
Probation and Alternatives	4	0	0	2	0	0	0	0	2
<b>FINE ONLY</b>	<b>0</b>	<b>0</b>	<b>0</b>	<b>0</b>	<b>0</b>	<b>0</b>	<b>0</b>	<b>0</b>	<b>0</b>

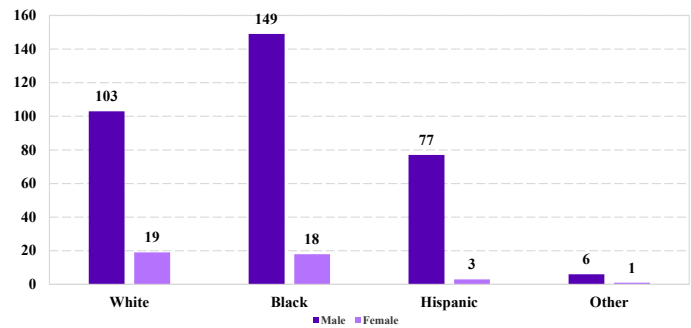
Cases with indeterminable sentence terms are excluded from the calculation of the Mean Sentence or Median Sentence category. Sentences greater than 470 months and probation were included in the sentence average computations as 470 months and zero months, respectively. Cases in the Total Receiving Imprisonment, Total Receiving Probation, and Fine Only categories total 100 percent of all cases. Cases missing information required for a specific analysis were excluded from that analysis. Descriptions of variables used in this analysis are provided in Appendix A.

SOURCE: U.S. Sentencing Commission, 2015 - 2019 Datafiles, USSCFY15 - USSCFY19.

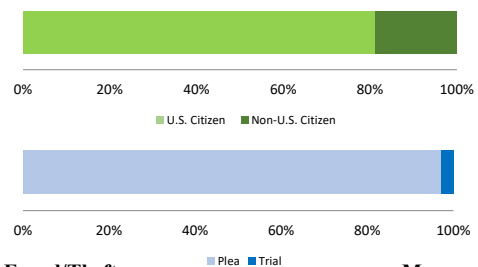
#### Number of Federal Offenders Over Time



#### Race and Gender



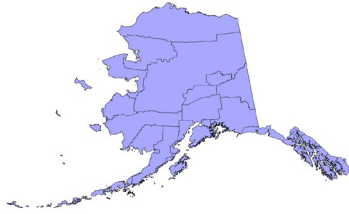
#### Citizenship, Guilty Pleas, and Trials



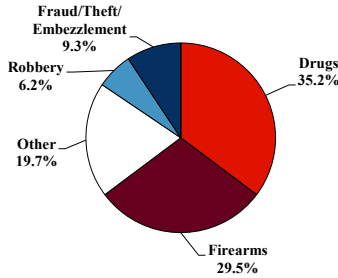
# District at a Glance

## District of Alaska

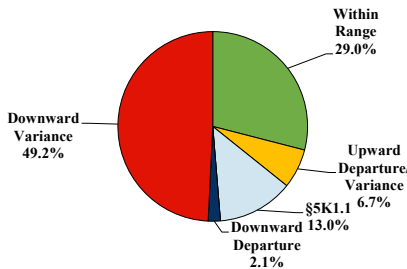
### Fiscal Year 2019



#### Type of Crime



#### Sentence Imposed Relative to the Guideline Range



#### SENTENCING INFORMATION BY TYPE OF CRIME

	TOTAL	Immigration	Drug Trafficking	Firearms	Fraud/Theft /Embezzle	Robbery	Child Porn	Money Laundering	All Other
	193	0	67	57	18	12	6	12	21
Mean Sentence (months)	61	--	73	46	30	101	100	64	59
Median Sentence (months)	48	--	60	41	30	78	72	60	12

#### IMPRISONMENT

<b>Total Receiving Imprisonment</b>	<b>177</b>	<b>0</b>	<b>67</b>	<b>56</b>	<b>14</b>	<b>12</b>	<b>6</b>	<b>11</b>	<b>11</b>
Prison Only	162	0	60	52	14	11	6	10	9
Up to 12 Months	5	0	1	3	1	0	0	0	0
13 to 60 Months	96	0	28	40	12	3	3	5	5
61 to 120 Months	46	0	25	9	1	5	1	4	1
Over 120 Months	15	0	6	0	0	3	2	1	3
Prison and Alternatives	15	0	7	4	0	1	0	1	2

#### PROBATION

<b>Total Receiving Probation</b>	<b>15</b>	<b>0</b>	<b>0</b>	<b>1</b>	<b>4</b>	<b>0</b>	<b>0</b>	<b>1</b>	<b>9</b>
Probation Only	8	0	0	1	2	0	0	1	4
Probation and Alternatives	7	0	0	0	2	0	0	0	5

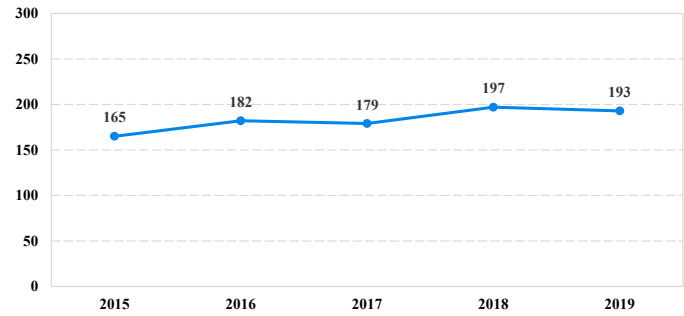
#### FINE ONLY

<b>FINE ONLY</b>	<b>1</b>	<b>0</b>	<b>0</b>	<b>0</b>	<b>0</b>	<b>0</b>	<b>0</b>	<b>0</b>	<b>1</b>
------------------	----------	----------	----------	----------	----------	----------	----------	----------	----------

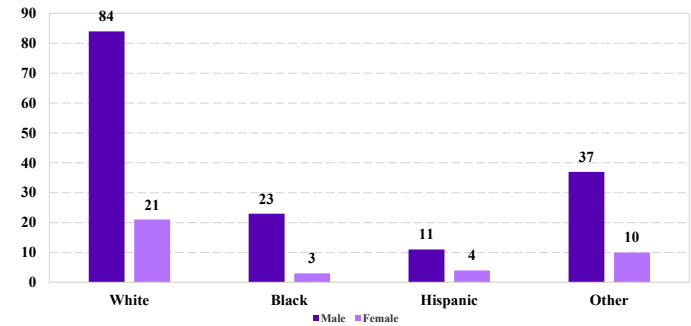
Cases with indeterminable sentence terms are excluded from the calculation of the Mean Sentence or Median Sentence category. Sentences greater than 470 months and probation were included in the sentence average computations as 470 months and zero months, respectively. Cases in the Total Receiving Imprisonment, Total Receiving Probation, and Fine Only categories total 100 percent of all cases. Cases missing information required for a specific analysis were excluded from that analysis. Descriptions of variables used in this analysis are provided in Appendix A.

SOURCE: U.S. Sentencing Commission, 2015 - 2019 Datafiles, USSCFY15 - USSCFY19.

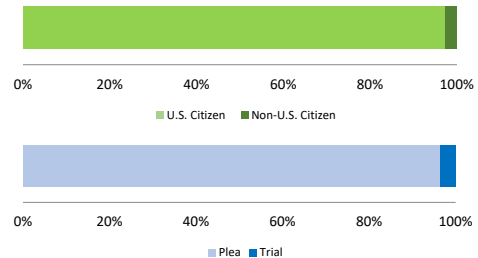
#### Number of Federal Offenders Over Time



#### Race and Gender



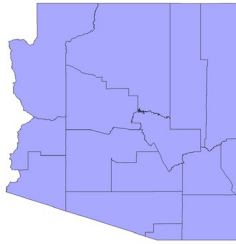
#### Citizenship, Guilty Pleas, and Trials



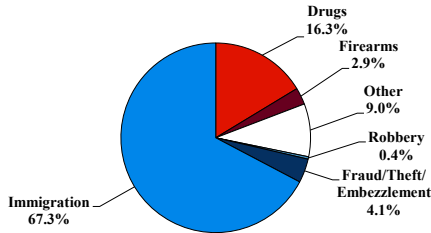
# District at a Glance

## District of Arizona

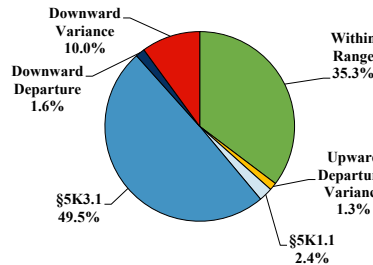
### Fiscal Year 2019



#### Type of Crime



#### Sentence Imposed Relative to the Guideline Range



#### SENTENCING INFORMATION BY TYPE OF CRIME

	TOTAL	Immigration	Drug Trafficking	Firearms	Fraud/Theft/Embezzle	Robbery	Child Porn	Money Laundering	All Other
<b>Total</b>	<b>5,610</b>	<b>3,775</b>	<b>732</b>	<b>161</b>	<b>229</b>	<b>23</b>	<b>40</b>	<b>48</b>	<b>602</b>
Mean Sentence (months)	17	10	33	27	6	94	93	53	34
Median Sentence (months)	8	8	27	21	3	84	81	30	8

#### IMPRISONMENT

<b>Total Receiving Imprisonment</b>	<b>5,243</b>	<b>3,635</b>	<b>656</b>	<b>136</b>	<b>188</b>	<b>22</b>	<b>40</b>	<b>42</b>	<b>524</b>
Prison Only	5,124	3,600	619	127	184	20	39	41	494
Up to 12 Months	2,909	2,387	84	26	159	0	0	9	244
13 to 60 Months	1,997	1,207	461	89	24	6	15	18	177
61 to 120 Months	151	6	61	11	1	9	19	8	36
Over 120 Months	67	0	13	1	0	5	5	6	37
Prison and Alternatives	119	35	37	9	4	2	1	1	30

#### PROBATION

<b>Total Receiving Probation</b>	<b>363</b>	<b>139</b>	<b>76</b>	<b>25</b>	<b>38</b>	<b>1</b>	<b>0</b>	<b>6</b>	<b>78</b>
Probation Only	318	114	69	20	36	1	0	6	72
Probation and Alternatives	45	25	7	5	2	0	0	0	6

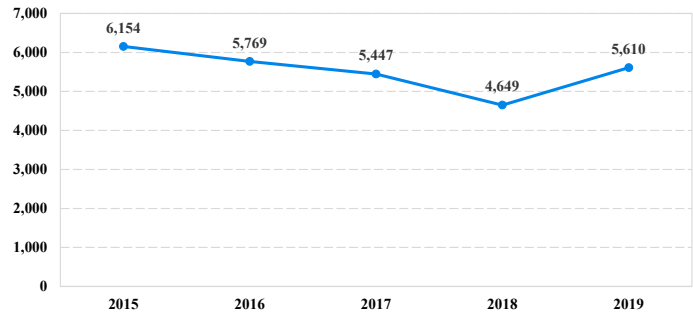
#### FINE ONLY

<b>Total</b>	<b>4</b>	<b>1</b>	<b>0</b>	<b>0</b>	<b>3</b>	<b>0</b>	<b>0</b>	<b>0</b>	<b>0</b>
--------------	----------	----------	----------	----------	----------	----------	----------	----------	----------

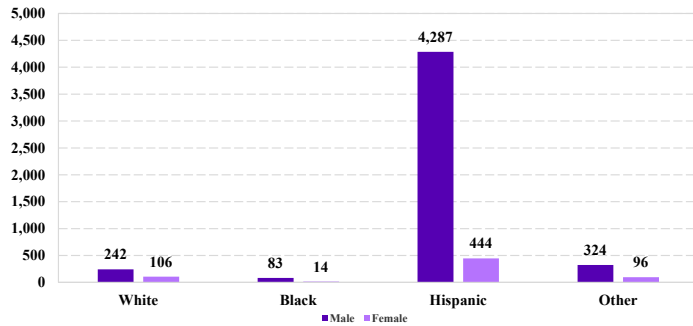
Cases with indeterminable sentence terms are excluded from the calculation of the Mean Sentence or Median Sentence category. Sentences greater than 470 months and probation were included in the sentence average computations as 470 months and zero months, respectively. Cases in the Total Receiving Imprisonment, Total Receiving Probation, and Fine Only categories total 100 percent of all cases. Cases missing information required for a specific analysis were excluded from that analysis. Descriptions of variables used in this analysis are provided in Appendix A.

SOURCE: U.S. Sentencing Commission, 2015 - 2019 Datafiles, USSCFY15 - USSCFY19.

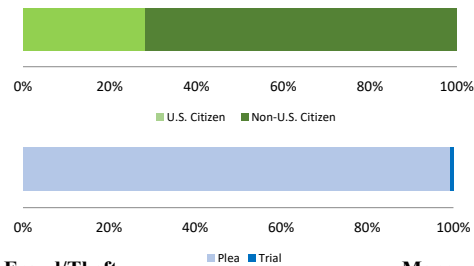
#### Number of Federal Offenders Over Time



#### Race and Gender



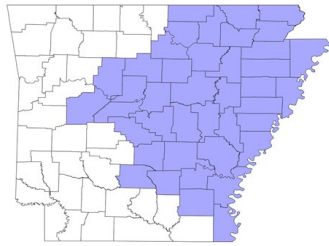
#### Citizenship, Guilty Pleas, and Trials



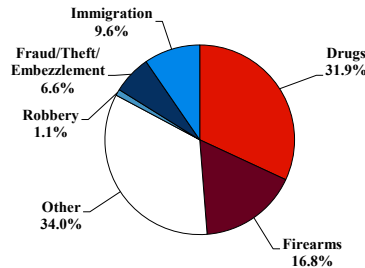
# District at a Glance

## Eastern District of Arkansas

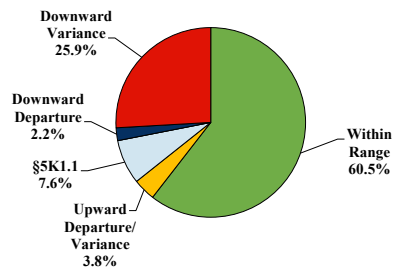
### Fiscal Year 2019



#### Type of Crime



#### Sentence Imposed Relative to the Guideline Range



#### SENTENCING INFORMATION BY TYPE OF CRIME

	TOTAL	Immigration	Drug Trafficking	Firearms	Fraud/Theft/Embezzle	Robbery	Child Porn	Money Laundering	All Other
<b>Total</b>	<b>564</b>	<b>54</b>	<b>180</b>	<b>95</b>	<b>37</b>	<b>6</b>	<b>7</b>	<b>2</b>	<b>183</b>
Mean Sentence (months)	46	4	83	64	26	48	104	--	15
Median Sentence (months)	24	1	70	60	7	44	96	--	3

#### IMPRISONMENT

<b>Total Receiving Imprisonment</b>	<b>519</b>	<b>54</b>	<b>172</b>	<b>92</b>	<b>22</b>	<b>6</b>	<b>7</b>	<b>1</b>	<b>165</b>
Prison Only	513	54	170	90	22	6	7	1	163
Up to 12 Months	195	49	8	2	4	0	0	0	132
13 to 60 Months	158	5	59	52	13	5	1	1	22
61 to 120 Months	110	0	69	30	4	1	3	0	3
Over 120 Months	50	0	34	6	1	0	3	0	6
Prison and Alternatives	6	0	2	2	0	0	0	0	2

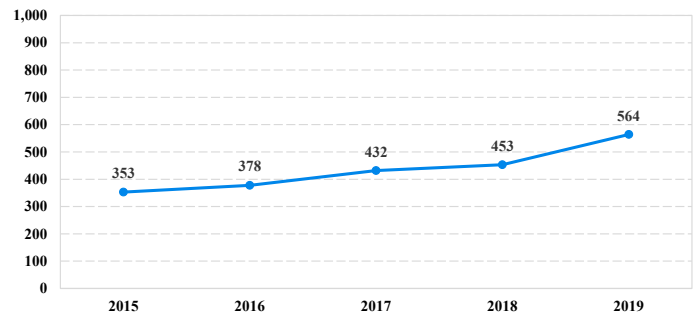
#### PROBATION

<b>Total Receiving Probation</b>	<b>45</b>	<b>0</b>	<b>8</b>	<b>3</b>	<b>15</b>	<b>0</b>	<b>0</b>	<b>1</b>	<b>18</b>
Probation Only	38	0	8	1	15	0	0	1	13
Probation and Alternatives	7	0	0	2	0	0	0	0	5
<b>FINE ONLY</b>	<b>0</b>	<b>0</b>	<b>0</b>	<b>0</b>	<b>0</b>	<b>0</b>	<b>0</b>	<b>0</b>	<b>0</b>

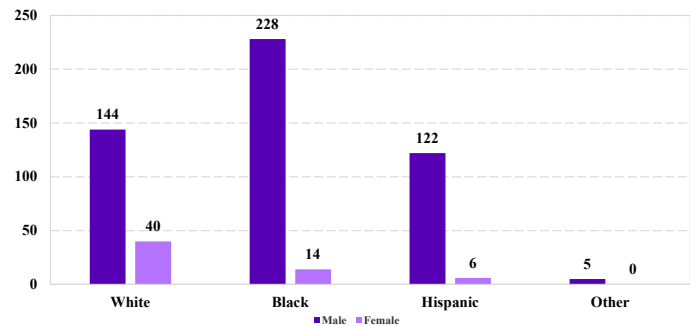
Cases with indeterminable sentence terms are excluded from the calculation of the Mean Sentence or Median Sentence category. Sentences greater than 470 months and probation were included in the sentence average computations as 470 months and zero months, respectively. Cases in the Total Receiving Imprisonment, Total Receiving Probation, and Fine Only categories total 100 percent of all cases. Cases missing information required for a specific analysis were excluded from that analysis. Descriptions of variables used in this analysis are provided in Appendix A.

SOURCE: U.S. Sentencing Commission, 2015 - 2019 Datafiles, USSCFY15 - USSCFY19.

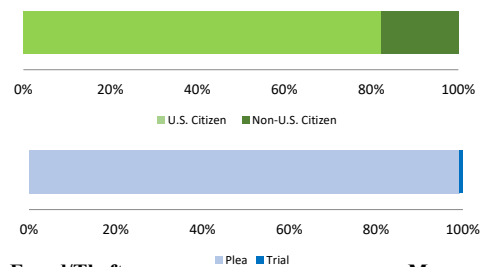
#### Number of Federal Offenders Over Time



#### Race and Gender



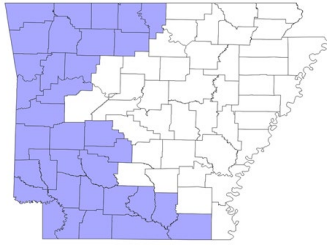
#### Citizenship, Guilty Pleas, and Trials



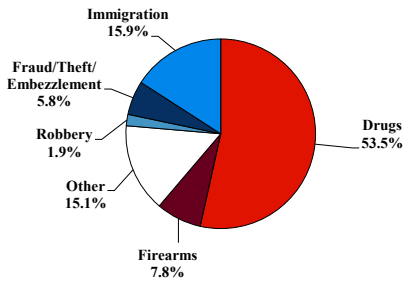
# District at a Glance

## Western District of Arkansas

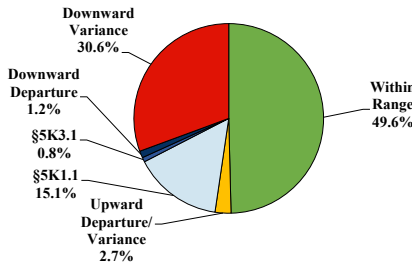
### Fiscal Year 2019



#### Type of Crime



#### Sentence Imposed Relative to the Guideline Range



#### SENTENCING INFORMATION BY TYPE OF CRIME

	TOTAL	Immigration	Drug Trafficking	Firearms	Fraud/Theft /Embezzle	Robbery	Child Porn	Money Laundering	All Other
<b>Total</b>	<b>258</b>	<b>41</b>	<b>138</b>	<b>20</b>	<b>15</b>	<b>5</b>	<b>10</b>	<b>0</b>	<b>29</b>
Mean Sentence (months)	78	9	103	54	19	101	104	--	94
Median Sentence (months)	60	5	94	59	10	90	108	--	18

#### IMPRISONMENT

<b>Total Receiving Imprisonment</b>	<b>247</b>	<b>41</b>	<b>138</b>	<b>19</b>	<b>10</b>	<b>5</b>	<b>10</b>	<b>0</b>	<b>24</b>
Prison Only	246	41	138	19	9	5	10	0	24
Up to 12 Months	41	33	0	0	4	0	0	0	4
13 to 60 Months	78	7	43	12	4	0	3	0	9
61 to 120 Months	79	1	58	7	1	4	5	0	3
Over 120 Months	48	0	37	0	0	1	2	0	8
Prison and Alternatives	1	0	0	0	1	0	0	0	0

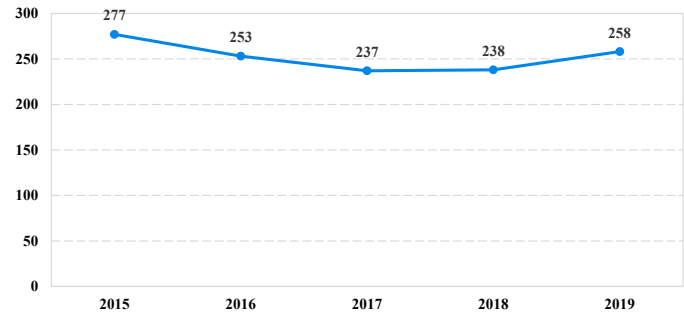
#### PROBATION

<b>Total Receiving Probation</b>	<b>11</b>	<b>0</b>	<b>0</b>	<b>1</b>	<b>5</b>	<b>0</b>	<b>0</b>	<b>0</b>	<b>5</b>
Probation Only	8	0	0	1	3	0	0	0	4
Probation and Alternatives	3	0	0	0	2	0	0	0	1
<b>FINE ONLY</b>	<b>0</b>	<b>0</b>	<b>0</b>	<b>0</b>	<b>0</b>	<b>0</b>	<b>0</b>	<b>0</b>	<b>0</b>

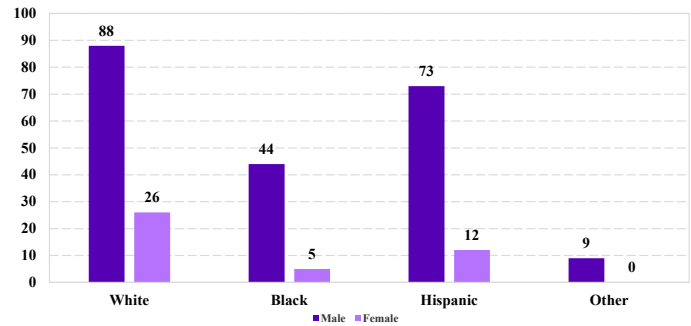
Cases with indeterminable sentence terms are excluded from the calculation of the Mean Sentence or Median Sentence category. Sentences greater than 470 months and probation were included in the sentence average computations as 470 months and zero months, respectively. Cases in the Total Receiving Imprisonment, Total Receiving Probation, and Fine Only categories total 100 percent of all cases. Cases missing information required for a specific analysis were excluded from that analysis. Descriptions of variables used in this analysis are provided in Appendix A.

SOURCE: U.S. Sentencing Commission, 2015 - 2019 Datafiles, USSCFY15 - USSCFY19.

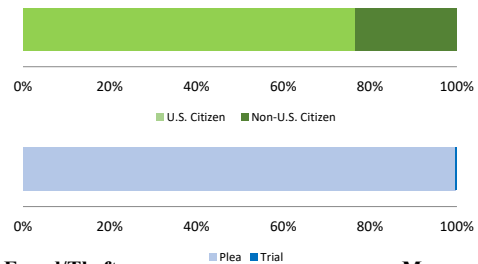
#### Number of Federal Offenders Over Time



#### Race and Gender



#### Citizenship, Guilty Pleas, and Trials





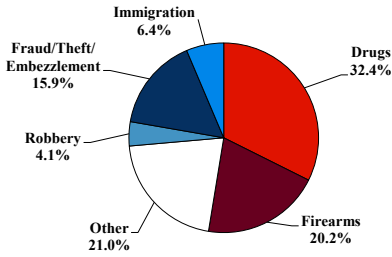
# District at a Glance

## Northern District of California

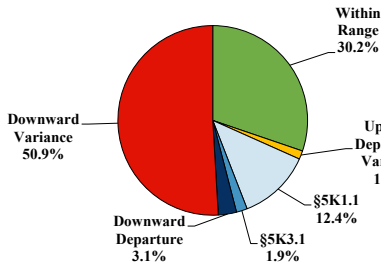
### Fiscal Year 2019



#### Type of Crime



#### Sentence Imposed Relative to the Guideline Range



#### SENTENCING INFORMATION BY TYPE OF CRIME

	TOTAL	Immigration	Drug Trafficking	Firearms	Fraud/Theft/Embezzle	Robbery	Child Porn	Money Laundering	All Other
<b>TOTAL</b>	<b>485</b>	<b>31</b>	<b>156</b>	<b>98</b>	<b>77</b>	<b>20</b>	<b>17</b>	<b>14</b>	<b>72</b>
Mean Sentence (months)	48	12	68	39	14	70	63	55	61
Median Sentence (months)	30	9	60	32	10	46	60	46	17

#### IMPRISONMENT

<b>Total Receiving Imprisonment</b>	<b>427</b>	<b>26</b>	<b>150</b>	<b>94</b>	<b>50</b>	<b>18</b>	<b>17</b>	<b>13</b>	<b>59</b>
Prison Only	403	26	145	91	42	16	17	13	53
Up to 12 Months	71	14	17	10	13	3	1	2	11
13 to 60 Months	205	11	57	63	29	4	11	7	23
61 to 120 Months	86	1	53	17	0	4	3	3	5
Over 120 Months	41	0	18	1	0	5	2	1	14
Prison and Alternatives	24	0	5	3	8	2	0	0	6

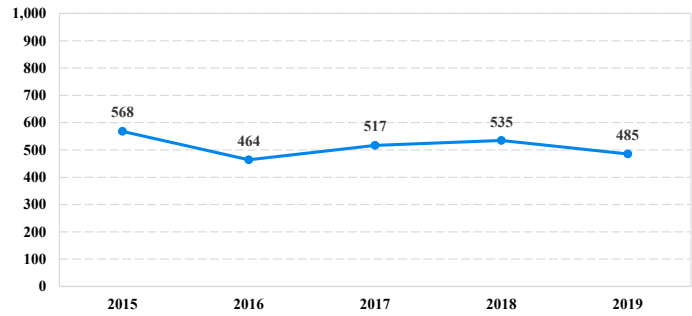
#### PROBATION

<b>Total Receiving Probation</b>	<b>58</b>	<b>5</b>	<b>6</b>	<b>4</b>	<b>27</b>	<b>2</b>	<b>0</b>	<b>1</b>	<b>13</b>
Probation Only	41	5	5	2	18	1	0	1	9
Probation and Alternatives	17	0	1	2	9	1	0	0	4
<b>FINE ONLY</b>	<b>0</b>	<b>0</b>	<b>0</b>	<b>0</b>	<b>0</b>	<b>0</b>	<b>0</b>	<b>0</b>	<b>0</b>

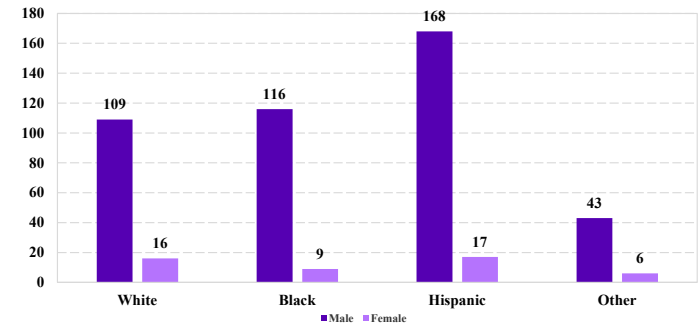
Cases with indeterminable sentence terms are excluded from the calculation of the Mean Sentence or Median Sentence category. Sentences greater than 470 months and probation were included in the sentence average computations as 470 months and zero months, respectively. Cases in the Total Receiving Imprisonment, Total Receiving Probation, and Fine Only categories total 100 percent of all cases. Cases missing information required for a specific analysis were excluded from that analysis. Descriptions of variables used in this analysis are provided in Appendix A.

SOURCE: U.S. Sentencing Commission, 2015 - 2019 Datafiles, USSCFY15 - USSCFY19.

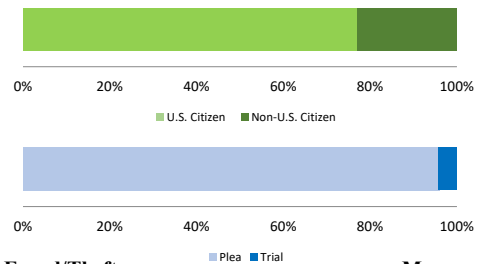
#### Number of Federal Offenders Over Time



#### Race and Gender



#### Citizenship, Guilty Pleas, and Trials



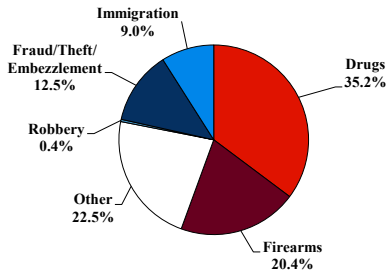
# District at a Glance

## Eastern District of California

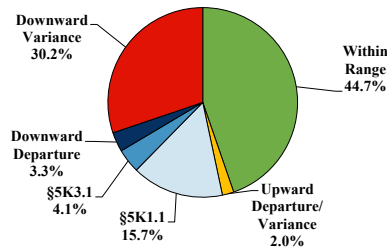
### Fiscal Year 2019



#### Type of Crime



#### Sentence Imposed Relative to the Guideline Range



#### SENTENCING INFORMATION BY TYPE OF CRIME

	TOTAL	Immigration	Drug Trafficking	Firearms	Fraud/Theft /Embezzle	Robbery	Child Porn	Money Laundering	All Other
<b>Total</b>	<b>511</b>	<b>46</b>	<b>180</b>	<b>104</b>	<b>64</b>	<b>2</b>	<b>22</b>	<b>12</b>	<b>81</b>
Mean Sentence (months)	63	24	74	43	37	--	187	23	78
Median Sentence (months)	46	23	63	38	24	--	171	23	33

#### IMPRISONMENT

<b>Total Receiving Imprisonment</b>	<b>465</b>	<b>46</b>	<b>171</b>	<b>92</b>	<b>49</b>	<b>2</b>	<b>22</b>	<b>8</b>	<b>75</b>
Prison Only	448	46	165	89	42	2	22	8	74
Up to 12 Months	43	16	7	5	5	0	0	0	10
13 to 60 Months	229	28	68	65	25	0	3	8	32
61 to 120 Months	108	2	65	17	8	1	5	0	10
Over 120 Months	68	0	25	2	4	1	14	0	22
Prison and Alternatives	17	0	6	3	7	0	0	0	1

#### PROBATION

<b>Total Receiving Probation</b>	<b>46</b>	<b>0</b>	<b>9</b>	<b>12</b>	<b>15</b>	<b>0</b>	<b>0</b>	<b>4</b>	<b>6</b>
Probation Only	31	0	7	11	8	0	0	2	3
Probation and Alternatives	15	0	2	1	7	0	0	2	3

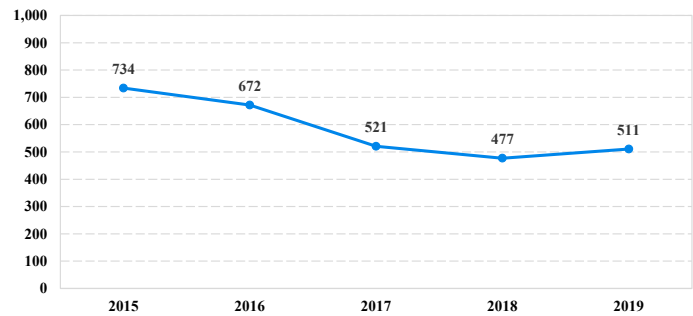
#### FINE ONLY

<b>FINE ONLY</b>	<b>0</b>	<b>0</b>	<b>0</b>	<b>0</b>	<b>0</b>	<b>0</b>	<b>0</b>	<b>0</b>	<b>0</b>
------------------	----------	----------	----------	----------	----------	----------	----------	----------	----------

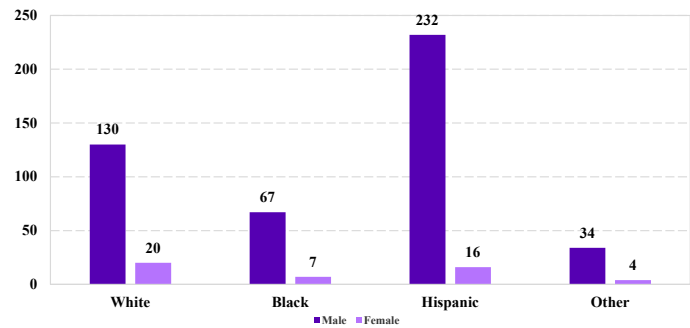
Cases with indeterminable sentence terms are excluded from the calculation of the Mean Sentence or Median Sentence category. Sentences greater than 470 months and probation were included in the sentence average computations as 470 months and zero months, respectively. Cases in the Total Receiving Imprisonment, Total Receiving Probation, and Fine Only categories total 100 percent of all cases. Cases missing information required for a specific analysis were excluded from that analysis. Descriptions of variables used in this analysis are provided in Appendix A.

SOURCE: U.S. Sentencing Commission, 2015 - 2019 Datafiles, USSCFY15 - USSCFY19.

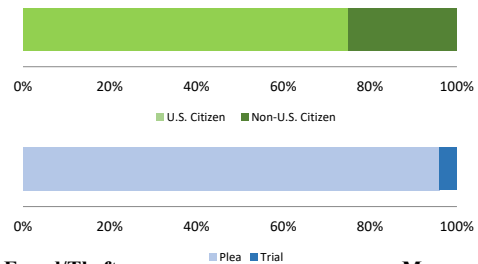
#### Number of Federal Offenders Over Time



#### Race and Gender



#### Citizenship, Guilty Pleas, and Trials



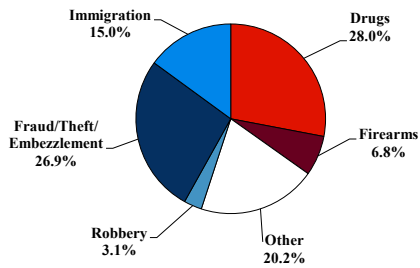
# District at a Glance

## Central District of California

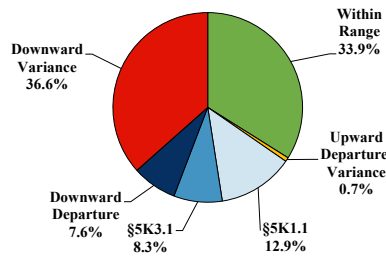
### Fiscal Year 2019



#### Type of Crime



#### Sentence Imposed Relative to the Guideline Range



#### SENTENCING INFORMATION BY TYPE OF CRIME

	TOTAL	Immigration	Drug Trafficking	Firearms	Fraud/Theft /Embezzle	Robbery	Child Porn	Money Laundering	All Other
<b>TOTAL</b>	<b>1,143</b>	<b>171</b>	<b>303</b>	<b>78</b>	<b>308</b>	<b>35</b>	<b>18</b>	<b>43</b>	<b>187</b>
Mean Sentence (months)	45	18	78	43	28	107	82	59	24
Median Sentence (months)	27	15	60	33	21	78	60	30	6

#### IMPRISONMENT

<b>Total Receiving Imprisonment</b>	<b>979</b>	<b>165</b>	<b>293</b>	<b>75</b>	<b>250</b>	<b>35</b>	<b>18</b>	<b>38</b>	<b>105</b>
Prison Only	919	163	279	74	229	33	18	30	93
Up to 12 Months	137	54	7	6	42	1	1	2	24
13 to 60 Months	521	106	121	55	156	13	10	15	45
61 to 120 Months	176	3	103	10	27	10	4	4	15
Over 120 Months	85	0	48	3	4	9	3	9	9
Prison and Alternatives	60	2	14	1	21	2	0	8	12

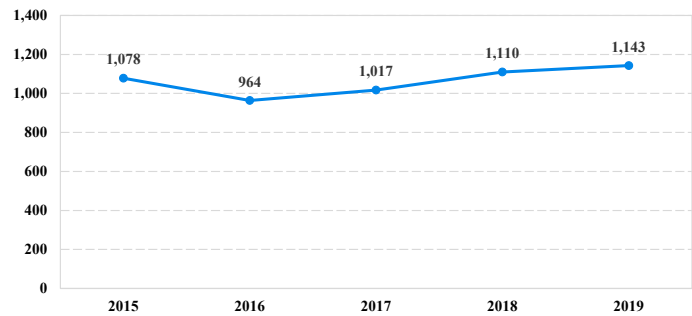
#### PROBATION

<b>Total Receiving Probation</b>	<b>134</b>	<b>6</b>	<b>10</b>	<b>3</b>	<b>57</b>	<b>0</b>	<b>0</b>	<b>5</b>	<b>53</b>
Probation Only	86	3	7	2	35	0	0	1	38
Probation and Alternatives	48	3	3	1	22	0	0	4	15
<b>FINE ONLY</b>	<b>30</b>	<b>0</b>	<b>0</b>	<b>0</b>	<b>1</b>	<b>0</b>	<b>0</b>	<b>0</b>	<b>29</b>

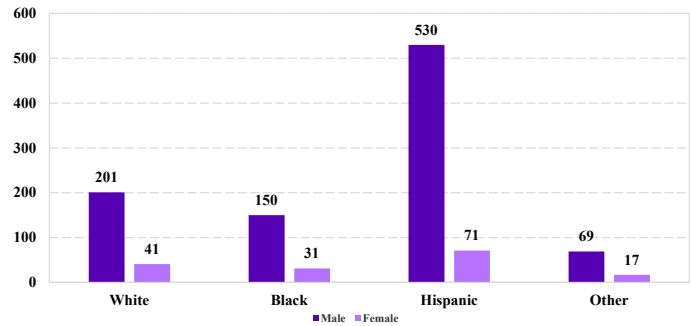
Cases with indeterminable sentence terms are excluded from the calculation of the Mean Sentence or Median Sentence category. Sentences greater than 470 months and probation were included in the sentence average computations as 470 months and zero months, respectively. Cases in the Total Receiving Imprisonment, Total Receiving Probation, and Fine Only categories total 100 percent of all cases. Cases missing information required for a specific analysis were excluded from that analysis. Descriptions of variables used in this analysis are provided in Appendix A.

SOURCE: U.S. Sentencing Commission, 2015 - 2019 Datafiles, USSCFY15 - USSCFY19.

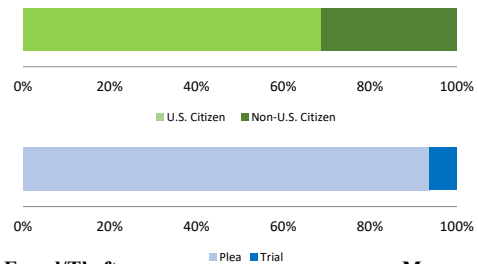
#### Number of Federal Offenders Over Time



#### Race and Gender



#### Citizenship, Guilty Pleas, and Trials



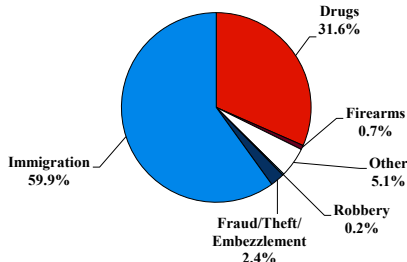
# District at a Glance

## Southern District of California

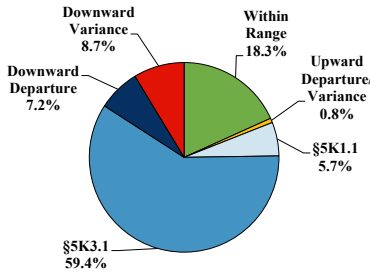
### Fiscal Year 2019



#### Type of Crime



#### Sentence Imposed Relative to the Guideline Range



#### SENTENCING INFORMATION BY TYPE OF CRIME

	TOTAL	Immigration	Drug Trafficking	Firearms	Fraud/Theft/Embezzlement	Robbery	Child Porn	Money Laundering	All Other
<b>Total</b>	<b>4,089</b>	<b>2,451</b>	<b>1,283</b>	<b>30</b>	<b>99</b>	<b>10</b>	<b>18</b>	<b>82</b>	<b>116</b>
Mean Sentence (months)	20	9	41	39	14	83	59	23	22
Median Sentence (months)	12	6	33	24	8	57	62	13	4

#### IMPRISONMENT

<b>Total Receiving Imprisonment</b>	<b>3,897</b>	<b>2,344</b>	<b>1,256</b>	<b>28</b>	<b>78</b>	<b>10</b>	<b>18</b>	<b>75</b>	<b>88</b>
Prison Only	3,753	2,271	1,211	26	75	9	16	67	78
Up to 12 Months	1,800	1,637	53	2	36	0	0	26	46
13 to 60 Months	1,715	630	959	20	36	6	9	35	20
61 to 120 Months	198	4	172	2	1	0	7	4	8
Over 120 Months	40	0	27	2	2	3	0	2	4
Prison and Alternatives	144	73	45	2	3	1	2	8	10

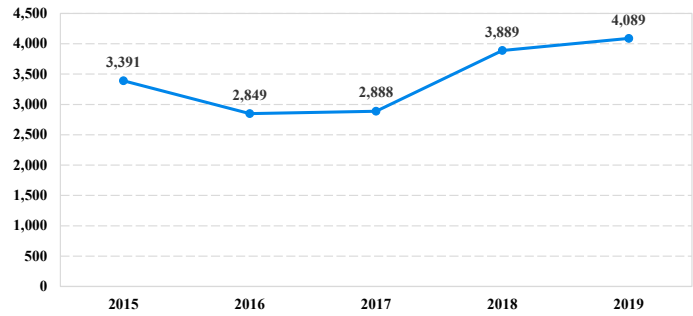
#### PROBATION

<b>Total Receiving Probation</b>	<b>192</b>	<b>107</b>	<b>27</b>	<b>2</b>	<b>21</b>	<b>0</b>	<b>0</b>	<b>7</b>	<b>28</b>
Probation Only	154	89	15	2	18	0	0	5	25
Probation and Alternatives	38	18	12	0	3	0	0	2	3
<b>FINE ONLY</b>	<b>0</b>	<b>0</b>	<b>0</b>	<b>0</b>	<b>0</b>	<b>0</b>	<b>0</b>	<b>0</b>	<b>0</b>

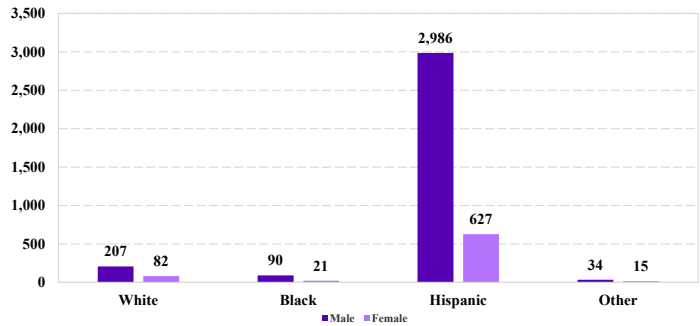
Cases with indeterminable sentence terms are excluded from the calculation of the Mean Sentence or Median Sentence category. Sentences greater than 470 months and probation were included in the sentence average computations as 470 months and zero months, respectively. Cases in the Total Receiving Imprisonment, Total Receiving Probation, and Fine Only categories total 100 percent of all cases. Cases missing information required for a specific analysis were excluded from that analysis. Descriptions of variables used in this analysis are provided in Appendix A.

SOURCE: U.S. Sentencing Commission, 2015 - 2019 Datafiles, USSCFY15 - USSCFY19.

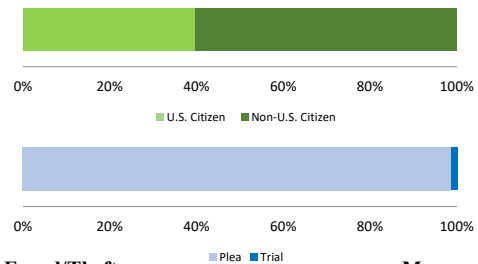
#### Number of Federal Offenders Over Time



#### Race and Gender



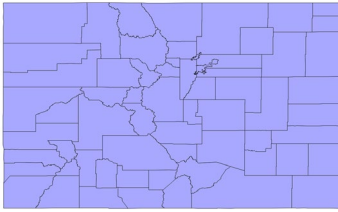
#### Citizenship, Guilty Pleas, and Trials



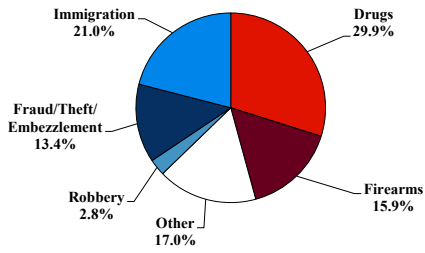
# District at a Glance

## District of Colorado

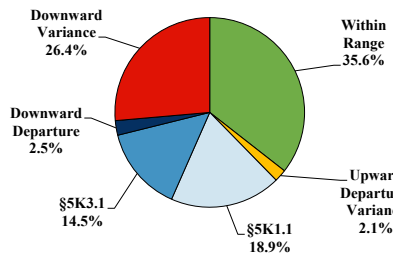
### Fiscal Year 2019



#### Type of Crime



#### Sentence Imposed Relative to the Guideline Range



#### SENTENCING INFORMATION BY TYPE OF CRIME

	TOTAL	Immigration	Drug Trafficking	Firearms	Fraud/Theft /Embezzle	Robbery	Child Porn	Money Laundering	All Other
<b>TOTAL</b>	<b>529</b>	<b>111</b>	<b>156</b>	<b>84</b>	<b>71</b>	<b>15</b>	<b>8</b>	<b>13</b>	<b>71</b>
Mean Sentence (months)	46	18	66	49	23	99	80	44	48
Median Sentence (months)	30	12	60	38	13	64	76	41	18

#### IMPRISONMENT

<b>Total Receiving Imprisonment</b>	<b>485</b>	<b>110</b>	<b>145</b>	<b>84</b>	<b>52</b>	<b>15</b>	<b>8</b>	<b>13</b>	<b>58</b>
Prison Only	471	110	141	80	48	14	8	13	57
Up to 12 Months	86	53	8	4	7	0	0	1	13
13 to 60 Months	258	54	63	60	35	5	2	9	30
61 to 120 Months	95	3	55	14	5	5	6	3	4
Over 120 Months	32	0	15	2	1	4	0	0	10
Prison and Alternatives	14	0	4	4	4	1	0	0	1

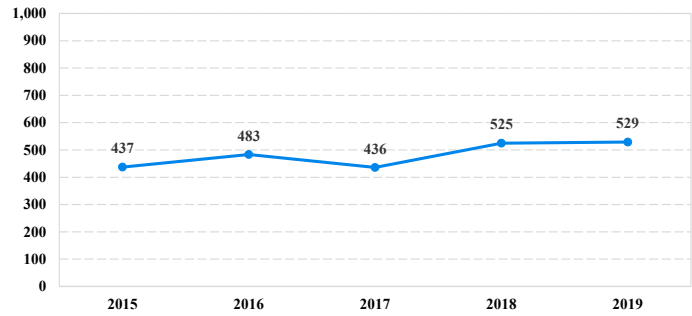
#### PROBATION

<b>Total Receiving Probation</b>	<b>42</b>	<b>1</b>	<b>11</b>	<b>0</b>	<b>18</b>	<b>0</b>	<b>0</b>	<b>0</b>	<b>12</b>
Probation Only	31	1	7	0	14	0	0	0	9
Probation and Alternatives	11	0	4	0	4	0	0	0	3
<b>FINE ONLY</b>	<b>2</b>	<b>0</b>	<b>0</b>	<b>0</b>	<b>1</b>	<b>0</b>	<b>0</b>	<b>0</b>	<b>1</b>

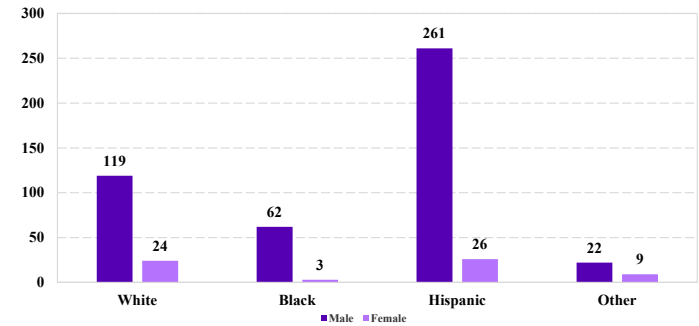
Cases with indeterminable sentence terms are excluded from the calculation of the Mean Sentence or Median Sentence category. Sentences greater than 470 months and probation were included in the sentence average computations as 470 months and zero months, respectively. Cases in the Total Receiving Imprisonment, Total Receiving Probation, and Fine Only categories total 100 percent of all cases. Cases missing information required for a specific analysis were excluded from that analysis. Descriptions of variables used in this analysis are provided in Appendix A.

SOURCE: U.S. Sentencing Commission, 2015 - 2019 Datafiles, USSCFY15 - USSCFY19.

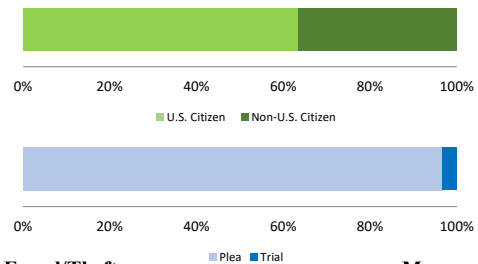
#### Number of Federal Offenders Over Time



#### Race and Gender



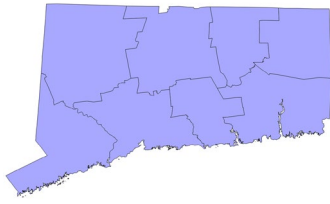
#### Citizenship, Guilty Pleas, and Trials



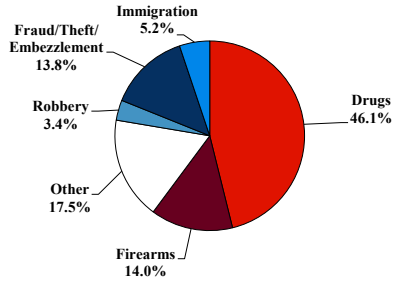
# District at a Glance

## District of Connecticut

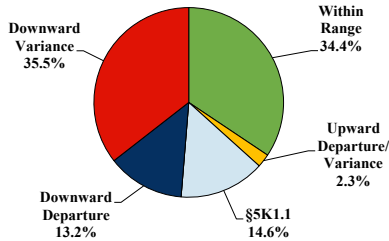
### Fiscal Year 2019



#### Type of Crime



#### Sentence Imposed Relative to the Guideline Range



#### SENTENCING INFORMATION BY TYPE OF CRIME

	TOTAL	Immigration	Drug Trafficking	Firearms	Fraud/Theft/Embezzle	Robbery	Child Porn	Money Laundering	All Other
<b>TOTAL</b>	<b>349</b>	<b>18</b>	<b>161</b>	<b>49</b>	<b>48</b>	<b>12</b>	<b>6</b>	<b>11</b>	<b>44</b>
Mean Sentence (months)	42	14	43	36	24	71	73	32	64
Median Sentence (months)	27	12	30	25	24	56	60	18	13

#### IMPRISONMENT

<b>Total Receiving Imprisonment</b>	<b>311</b>	<b>16</b>	<b>143</b>	<b>47</b>	<b>42</b>	<b>11</b>	<b>6</b>	<b>11</b>	<b>35</b>
Prison Only	281	16	132	42	36	11	6	9	29
Up to 12 Months	52	5	22	5	9	2	0	0	9
13 to 60 Months	167	11	79	30	25	3	4	8	7
61 to 120 Months	37	0	19	6	2	4	1	1	4
Over 120 Months	25	0	12	1	0	2	1	0	9
Prison and Alternatives	30	0	11	5	6	0	0	2	6

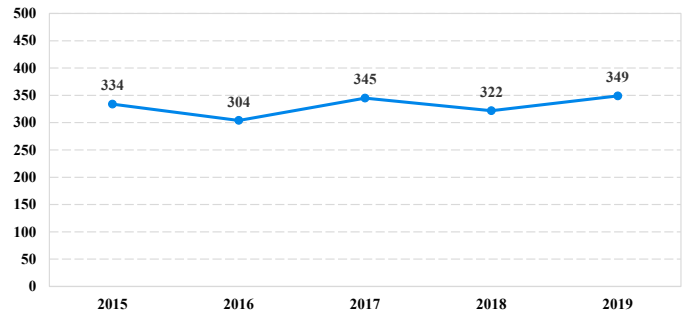
#### PROBATION

<b>Total Receiving Probation</b>	<b>38</b>	<b>2</b>	<b>18</b>	<b>2</b>	<b>6</b>	<b>1</b>	<b>0</b>	<b>0</b>	<b>9</b>
Probation Only	24	2	9	1	4	1	0	0	7
Probation and Alternatives	14	0	9	1	2	0	0	0	2
<b>FINE ONLY</b>	<b>0</b>	<b>0</b>	<b>0</b>	<b>0</b>	<b>0</b>	<b>0</b>	<b>0</b>	<b>0</b>	<b>0</b>

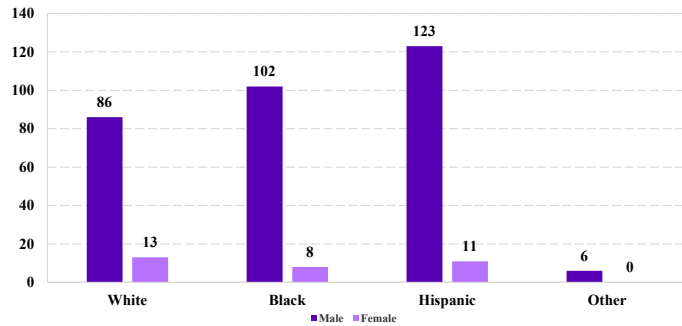
Cases with indeterminable sentence terms are excluded from the calculation of the Mean Sentence or Median Sentence category. Sentences greater than 470 months and probation were included in the sentence average computations as 470 months and zero months, respectively. Cases in the Total Receiving Imprisonment, Total Receiving Probation, and Fine Only categories total 100 percent of all cases. Cases missing information required for a specific analysis were excluded from that analysis. Descriptions of variables used in this analysis are provided in Appendix A.

SOURCE: U.S. Sentencing Commission, 2015 - 2019 Datafiles, USSCFY15 - USSCFY19.

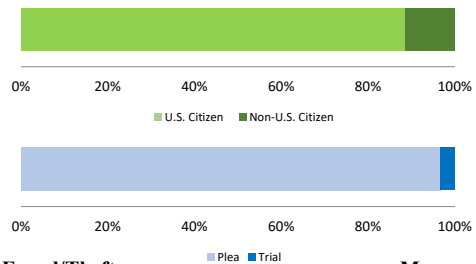
#### Number of Federal Offenders Over Time



#### Race and Gender



#### Citizenship, Guilty Pleas, and Trials



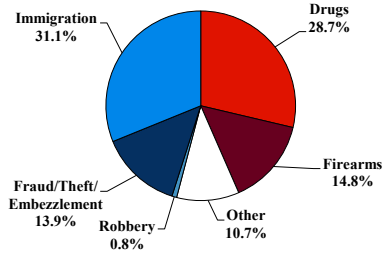
# District at a Glance

## District of Delaware

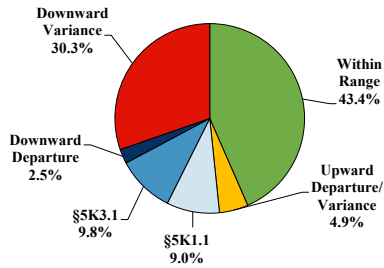
### Fiscal Year 2019



#### Type of Crime



#### Sentence Imposed Relative to the Guideline Range



#### SENTENCING INFORMATION BY TYPE OF CRIME

	TOTAL	Immigration	Drug Trafficking	Firearms	Fraud/Theft /Embezzle	Robbery	Child Porn	Money Laundering	All Other
	122	38	35	18	17	1	4	1	8
Mean Sentence (months)	38	4	58	46	32	--	120	--	38
Median Sentence (months)	21	3	37	30	27	--	120	--	14

#### IMPRISONMENT

<b>Total Receiving Imprisonment</b>	<b>115</b>	<b>38</b>	<b>32</b>	<b>16</b>	<b>16</b>	<b>1</b>	<b>4</b>	<b>1</b>	<b>7</b>
Prison Only	115	38	32	16	16	1	4	1	7
Up to 12 Months	43	36	2	2	1	0	0	0	2
13 to 60 Months	48	2	19	9	13	0	0	1	4
61 to 120 Months	17	0	8	4	2	0	3	0	0
Over 120 Months	7	0	3	1	0	1	1	0	1
Prison and Alternatives	0	0	0	0	0	0	0	0	0

#### PROBATION

<b>Total Receiving Probation</b>	<b>7</b>	<b>0</b>	<b>3</b>	<b>2</b>	<b>1</b>	<b>0</b>	<b>0</b>	<b>0</b>	<b>1</b>
Probation Only	4	0	1	1	1	0	0	0	1
Probation and Alternatives	3	0	2	1	0	0	0	0	0

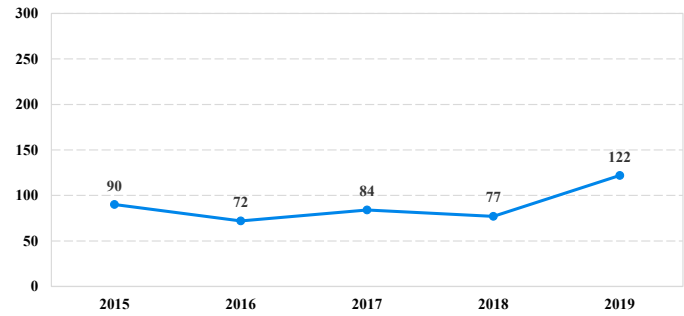
#### FINE ONLY

<b>FINE ONLY</b>	<b>0</b>	<b>0</b>	<b>0</b>	<b>0</b>	<b>0</b>	<b>0</b>	<b>0</b>	<b>0</b>	<b>0</b>
------------------	----------	----------	----------	----------	----------	----------	----------	----------	----------

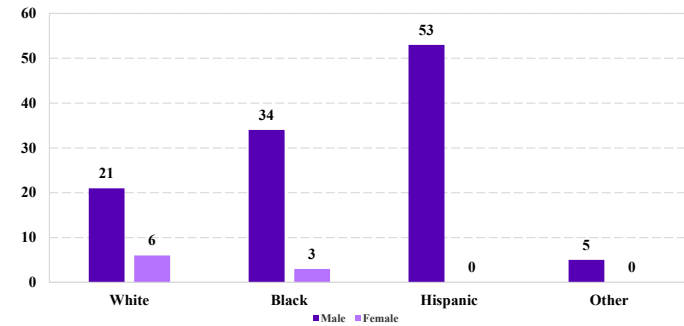
Cases with indeterminable sentence terms are excluded from the calculation of the Mean Sentence or Median Sentence category. Sentences greater than 470 months and probation were included in the sentence average computations as 470 months and zero months, respectively. Cases in the Total Receiving Imprisonment, Total Receiving Probation, and Fine Only categories total 100 percent of all cases. Cases missing information required for a specific analysis were excluded from that analysis. Descriptions of variables used in this analysis are provided in Appendix A.

SOURCE: U.S. Sentencing Commission, 2015 - 2019 Datafiles, USSCFY15 - USSCFY19.

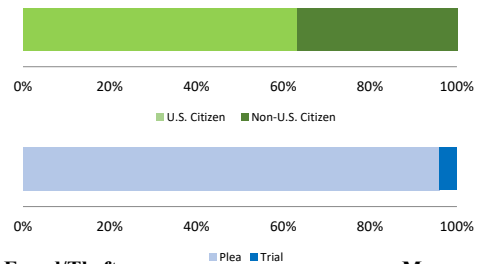
#### Number of Federal Offenders Over Time



#### Race and Gender



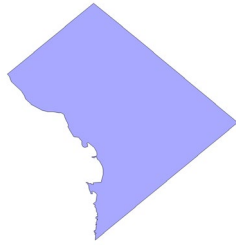
#### Citizenship, Guilty Pleas, and Trials



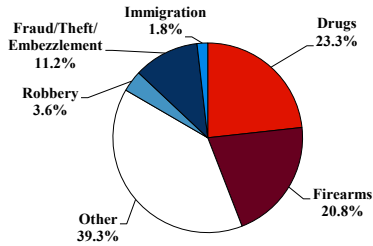
# District at a Glance

## District of Columbia

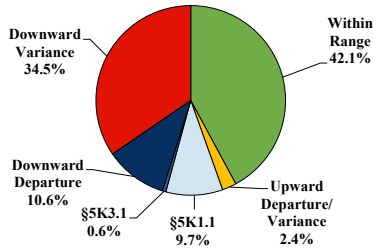
### Fiscal Year 2019



#### Type of Crime



#### Sentence Imposed Relative to the Guideline Range



#### SENTENCING INFORMATION BY TYPE OF CRIME

	TOTAL	Immigration	Drug Trafficking	Firearms	Fraud/Theft /Embezzle	Robbery	Child Porn	Money Laundering	All Other
<b>Total</b>	<b>331</b>	<b>6</b>	<b>77</b>	<b>69</b>	<b>37</b>	<b>12</b>	<b>7</b>	<b>18</b>	<b>105</b>
Mean Sentence (months)	38	7	48	40	13	89	88	37	31
Median Sentence (months)	22	4	32	37	10	86	71	15	12

#### IMPRISONMENT

<b>Total Receiving Imprisonment</b>	<b>304</b>	<b>6</b>	<b>68</b>	<b>69</b>	<b>28</b>	<b>12</b>	<b>7</b>	<b>14</b>	<b>100</b>
Prison Only	273	6	57	65	21	11	6	14	93
Up to 12 Months	70	5	6	5	6	1	1	4	42
13 to 60 Months	147	1	34	49	15	3	1	7	37
61 to 120 Months	39	0	10	11	0	5	3	2	8
Over 120 Months	17	0	7	0	0	2	1	1	6
Prison and Alternatives	31	0	11	4	7	1	1	0	7

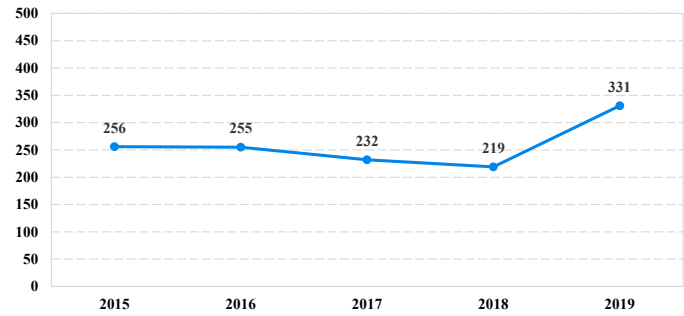
#### PROBATION

<b>Total Receiving Probation</b>	<b>27</b>	<b>0</b>	<b>9</b>	<b>0</b>	<b>9</b>	<b>0</b>	<b>0</b>	<b>4</b>	<b>5</b>
Probation Only	17	0	4	0	6	0	0	2	5
Probation and Alternatives	10	0	5	0	3	0	0	2	0
<b>FINE ONLY</b>	<b>0</b>	<b>0</b>	<b>0</b>	<b>0</b>	<b>0</b>	<b>0</b>	<b>0</b>	<b>0</b>	<b>0</b>

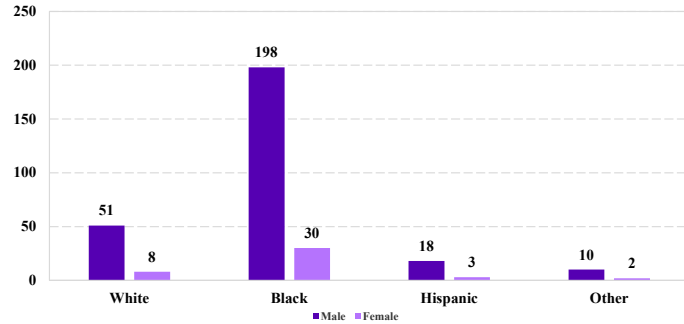
Cases with indeterminable sentence terms are excluded from the calculation of the Mean Sentence or Median Sentence category. Sentences greater than 470 months and probation were included in the sentence average computations as 470 months and zero months, respectively. Cases in the Total Receiving Imprisonment, Total Receiving Probation, and Fine Only categories total 100 percent of all cases. Cases missing information required for a specific analysis were excluded from that analysis. Descriptions of variables used in this analysis are provided in Appendix A.

SOURCE: U.S. Sentencing Commission, 2015 - 2019 Datafiles, USSCFY15 - USSCFY19.

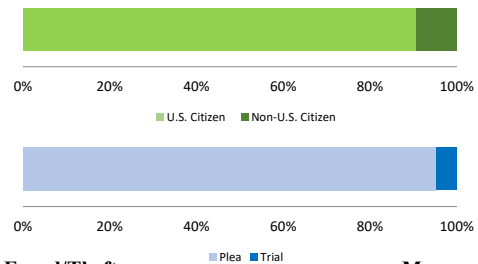
#### Number of Federal Offenders Over Time



#### Race and Gender



#### Citizenship, Guilty Pleas, and Trials

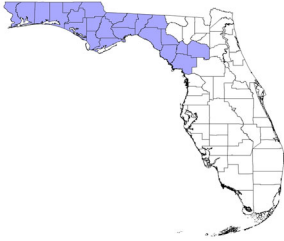




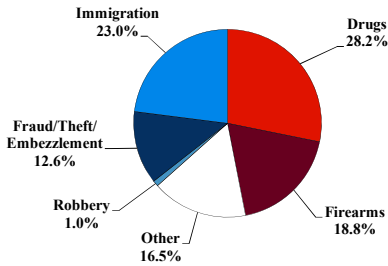
# District at a Glance

## Northern District of Florida

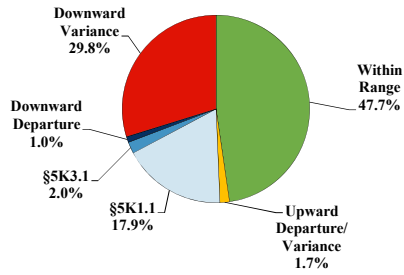
### Fiscal Year 2019



#### Type of Crime



#### Sentence Imposed Relative to the Guideline Range



#### SENTENCING INFORMATION BY TYPE OF CRIME

	TOTAL	Immigration	Drug Trafficking	Firearms	Fraud/Theft /Embezzle	Robbery	Child Porn	Money Laundering	All Other
<b>TOTAL</b>	<b>309</b>	<b>71</b>	<b>83</b>	<b>58</b>	<b>39</b>	<b>3</b>	<b>5</b>	<b>7</b>	<b>43</b>
Mean Sentence (months)	45	5	79	52	17	117	67	70	48
Median Sentence (months)	24	3	60	39	12	160	60	84	8

#### IMPRISONMENT

<b>Total Receiving Imprisonment</b>	<b>282</b>	<b>71</b>	<b>83</b>	<b>58</b>	<b>31</b>	<b>3</b>	<b>5</b>	<b>6</b>	<b>25</b>
Prison Only	271	71	80	55	27	3	5	6	24
Up to 12 Months	88	62	7	4	9	0	1	0	5
13 to 60 Months	105	9	32	35	17	1	2	1	8
61 to 120 Months	54	0	27	13	1	0	1	5	7
Over 120 Months	24	0	14	3	0	2	1	0	4
Prison and Alternatives	11	0	3	3	4	0	0	0	1

#### PROBATION

<b>Total Receiving Probation</b>	<b>24</b>	<b>0</b>	<b>0</b>	<b>0</b>	<b>8</b>	<b>0</b>	<b>0</b>	<b>1</b>	<b>15</b>
Probation Only	22	0	0	0	7	0	0	0	15
Probation and Alternatives	2	0	0	0	1	0	0	1	0

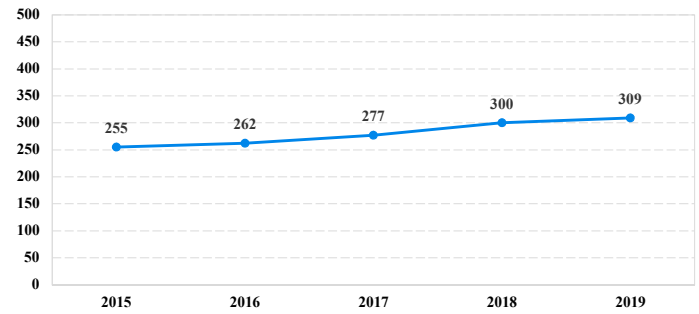
#### FINE ONLY

<b>FINE ONLY</b>	<b>3</b>	<b>0</b>	<b>0</b>	<b>0</b>	<b>0</b>	<b>0</b>	<b>0</b>	<b>0</b>	<b>3</b>
------------------	----------	----------	----------	----------	----------	----------	----------	----------	----------

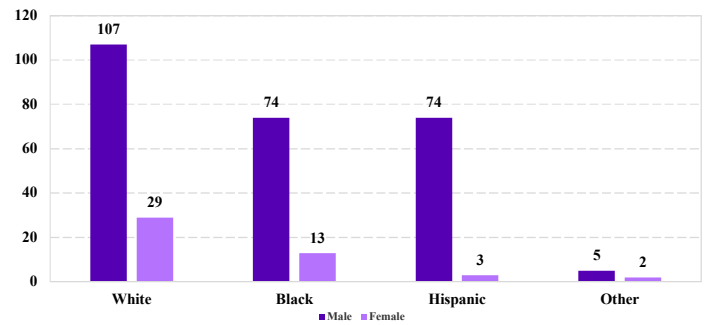
Cases with indeterminable sentence terms are excluded from the calculation of the Mean Sentence or Median Sentence category. Sentences greater than 470 months and probation were included in the sentence average computations as 470 months and zero months, respectively. Cases in the Total Receiving Imprisonment, Total Receiving Probation, and Fine Only categories total 100 percent of all cases. Cases missing information required for a specific analysis were excluded from that analysis. Descriptions of variables used in this analysis are provided in Appendix A.

SOURCE: U.S. Sentencing Commission, 2015 - 2019 Datafiles, USSCFY15 - USSCFY19.

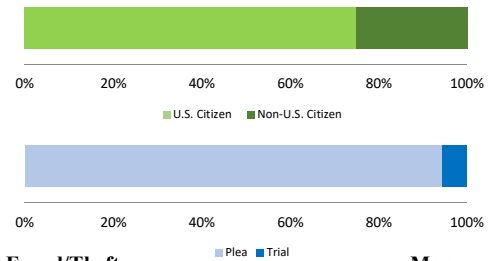
#### Number of Federal Offenders Over Time



#### Race and Gender



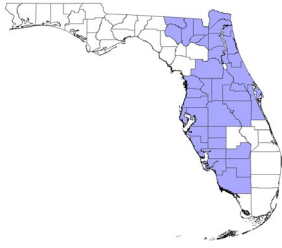
#### Citizenship, Guilty Pleas, and Trials



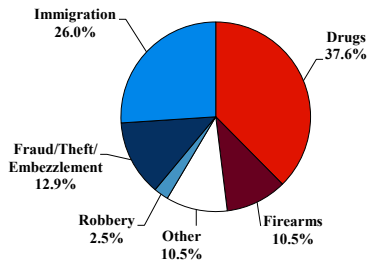
# District at a Glance

## Middle District of Florida

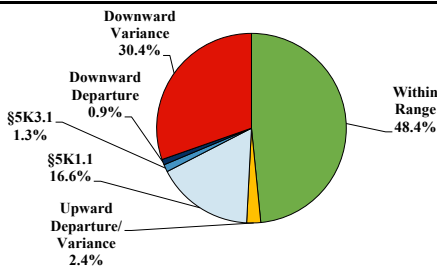
### Fiscal Year 2019



#### Type of Crime



#### Sentence Imposed Relative to the Guideline Range



#### SENTENCING INFORMATION BY TYPE OF CRIME

	TOTAL	Immigration	Drug Trafficking	Firearms	Fraud/Theft/Embezzle	Robbery	Child Porn	Money Laundering	All Other
<b>Total</b>	<b>1,594</b>	<b>415</b>	<b>598</b>	<b>167</b>	<b>206</b>	<b>40</b>	<b>48</b>	<b>15</b>	<b>105</b>
Mean Sentence (months)	66	8	99	74	27	200	121	59	95
Median Sentence (months)	36	4	97	46	12	180	103	40	24

#### IMPRISONMENT

<b>Total Receiving Imprisonment</b>	<b>1,436</b>	<b>377</b>	<b>582</b>	<b>155</b>	<b>140</b>	<b>39</b>	<b>48</b>	<b>14</b>	<b>81</b>
Prison Only	1,410	376	574	153	131	39	43	14	80
Up to 12 Months	375	306	14	8	33	0	0	0	14
13 to 60 Months	436	67	165	82	72	2	9	8	31
61 to 120 Months	321	2	233	28	22	6	16	3	11
Over 120 Months	278	1	162	35	4	31	18	3	24
Prison and Alternatives	26	1	8	2	9	0	5	0	1

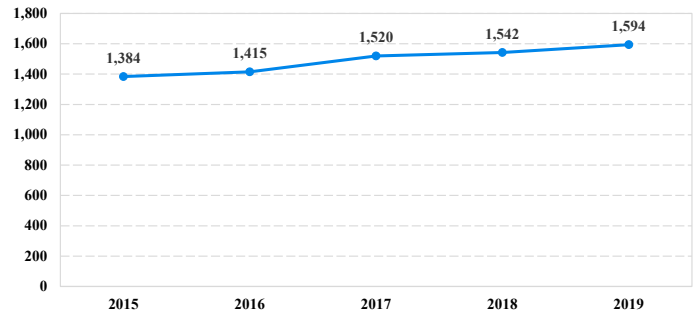
#### PROBATION

<b>Total Receiving Probation</b>	<b>158</b>	<b>38</b>	<b>16</b>	<b>12</b>	<b>66</b>	<b>1</b>	<b>0</b>	<b>1</b>	<b>24</b>
Probation Only	108	37	7	8	45	1	0	0	10
Probation and Alternatives	50	1	9	4	21	0	0	1	14
<b>FINE ONLY</b>	<b>0</b>	<b>0</b>	<b>0</b>	<b>0</b>	<b>0</b>	<b>0</b>	<b>0</b>	<b>0</b>	<b>0</b>

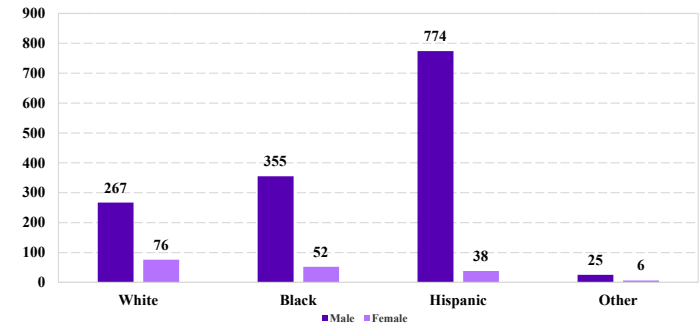
Cases with indeterminable sentence terms are excluded from the calculation of the Mean Sentence or Median Sentence category. Sentences greater than 470 months and probation were included in the sentence average computations as 470 months and zero months, respectively. Cases in the Total Receiving Imprisonment, Total Receiving Probation, and Fine Only categories total 100 percent of all cases. Cases missing information required for a specific analysis were excluded from that analysis. Descriptions of variables used in this analysis are provided in Appendix A.

SOURCE: U.S. Sentencing Commission, 2015 - 2019 Datafiles, USSCFY15 - USSCFY19.

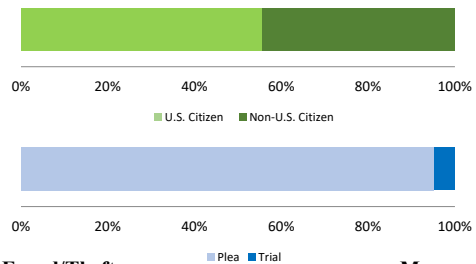
#### Number of Federal Offenders Over Time



#### Race and Gender



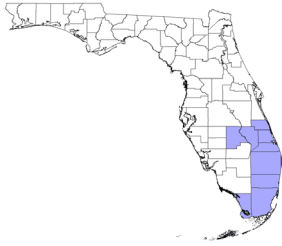
#### Citizenship, Guilty Pleas, and Trials



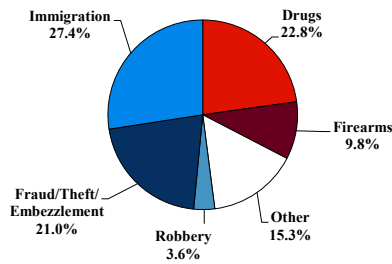
# District at a Glance

## Southern District of Florida

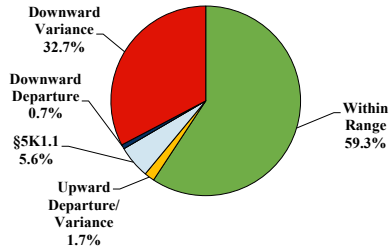
### Fiscal Year 2019



#### Type of Crime



#### Sentence Imposed Relative to the Guideline Range



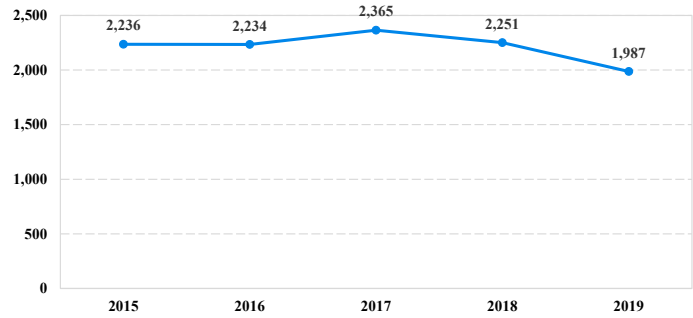
#### SENTENCING INFORMATION BY TYPE OF CRIME

	TOTAL	Immigration	Drug Trafficking	Firearms	Fraud/Theft/Embezzlement	Robbery	Child Porn	Money Laundering	All Other
<b>Total</b>	<b>1,987</b>	<b>545</b>	<b>452</b>	<b>195</b>	<b>418</b>	<b>71</b>	<b>44</b>	<b>79</b>	<b>183</b>
Mean Sentence (months)	47	7	80	59	35	117	92	43	64
Median Sentence (months)	24	2	62	41	24	84	78	27	18
<b>IMPRISONMENT</b>									
<b>Total Receiving Imprisonment</b>	<b>1,856</b>	<b>532</b>	<b>446</b>	<b>181</b>	<b>364</b>	<b>71</b>	<b>43</b>	<b>69</b>	<b>150</b>
Prison Only	1,796	530	439	169	342	69	43	66	138
Up to 12 Months	558	449	17	16	39	1	0	6	30
13 to 60 Months	761	76	196	95	240	23	12	47	72
61 to 120 Months	304	3	147	33	53	20	26	10	12
Over 120 Months	173	2	79	25	10	25	5	3	24
Prison and Alternatives	60	2	7	12	22	2	0	3	12
<b>PROBATION</b>									
<b>Total Receiving Probation</b>	<b>131</b>	<b>13</b>	<b>6</b>	<b>14</b>	<b>54</b>	<b>0</b>	<b>1</b>	<b>10</b>	<b>33</b>
Probation Only	60	4	6	4	31	0	0	2	13
Probation and Alternatives	71	9	0	10	23	0	1	8	20
<b>FINE ONLY</b>									
	<b>0</b>	<b>0</b>	<b>0</b>	<b>0</b>	<b>0</b>	<b>0</b>	<b>0</b>	<b>0</b>	<b>0</b>

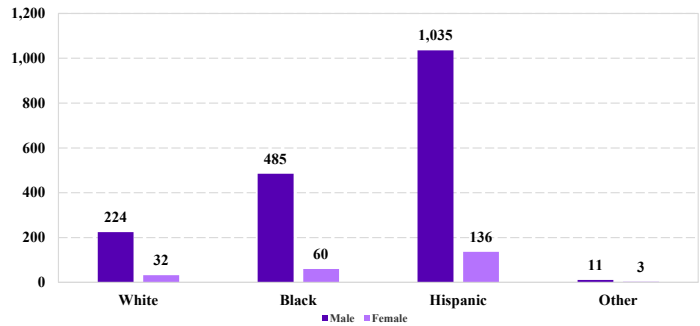
Cases with indeterminable sentence terms are excluded from the calculation of the Mean Sentence or Median Sentence category. Sentences greater than 470 months and probation were included in the sentence average computations as 470 months and zero months, respectively. Cases in the Total Receiving Imprisonment, Total Receiving Probation, and Fine Only categories total 100 percent of all cases. Cases missing information required for a specific analysis were excluded from that analysis. Descriptions of variables used in this analysis are provided in Appendix A.

SOURCE: U.S. Sentencing Commission, 2015 - 2019 Datafiles, USSCFY15 - USSCFY19.

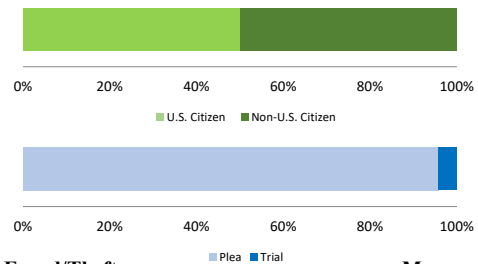
#### Number of Federal Offenders Over Time



#### Race and Gender



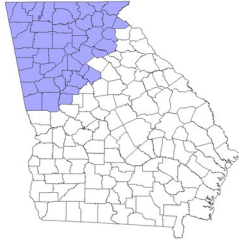
#### Citizenship, Guilty Pleas, and Trials



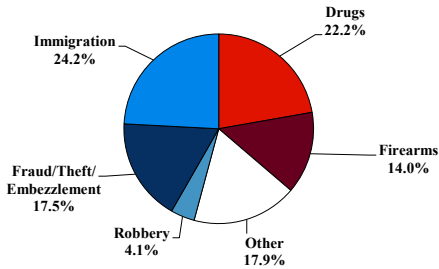
# District at a Glance

## Northern District of Georgia

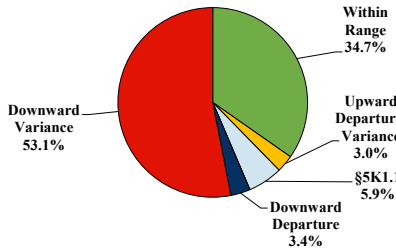
### Fiscal Year 2019



#### Type of Crime



#### Sentence Imposed Relative to the Guideline Range



#### SENTENCING INFORMATION BY TYPE OF CRIME

	TOTAL	Immigration	Drug Trafficking	Firearms	Fraud/Theft/Embezzle	Robbery	Child Porn	Money Laundering	All Other
<b>Total</b>	<b>513</b>	<b>124</b>	<b>114</b>	<b>72</b>	<b>90</b>	<b>21</b>	<b>14</b>	<b>21</b>	<b>57</b>
Mean Sentence (months)	55	10	92	54	32	182	50	95	59
Median Sentence (months)	28	7	82	53	24	120	54	60	21

#### IMPRISONMENT

<b>Total Receiving Imprisonment</b>	<b>473</b>	<b>119</b>	<b>113</b>	<b>70</b>	<b>76</b>	<b>21</b>	<b>12</b>	<b>20</b>	<b>42</b>
Prison Only	459	119	112	68	69	21	10	20	40
Up to 12 Months	87	72	0	3	6	0	0	2	4
13 to 60 Months	218	46	33	48	50	5	5	8	23
61 to 120 Months	94	1	50	16	12	6	5	2	2
Over 120 Months	60	0	29	1	1	10	0	8	11
Prison and Alternatives	14	0	1	2	7	0	2	0	2

#### PROBATION

<b>Total Receiving Probation</b>	<b>39</b>	<b>5</b>	<b>1</b>	<b>2</b>	<b>14</b>	<b>0</b>	<b>2</b>	<b>1</b>	<b>14</b>
Probation Only	23	4	1	1	8	0	1	1	7
Probation and Alternatives	16	1	0	1	6	0	1	0	7

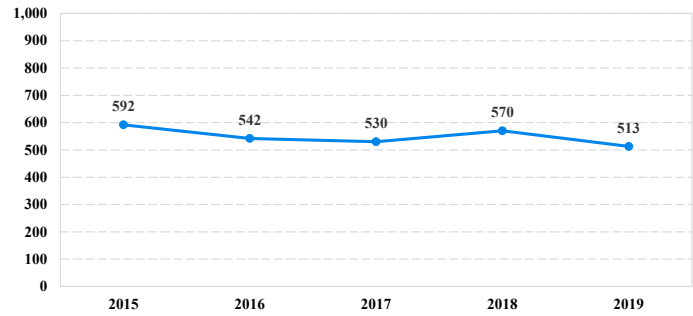
#### FINE ONLY

<b>Total</b>	<b>1</b>	<b>0</b>	<b>0</b>	<b>0</b>	<b>0</b>	<b>0</b>	<b>0</b>	<b>0</b>	<b>1</b>
--------------	----------	----------	----------	----------	----------	----------	----------	----------	----------

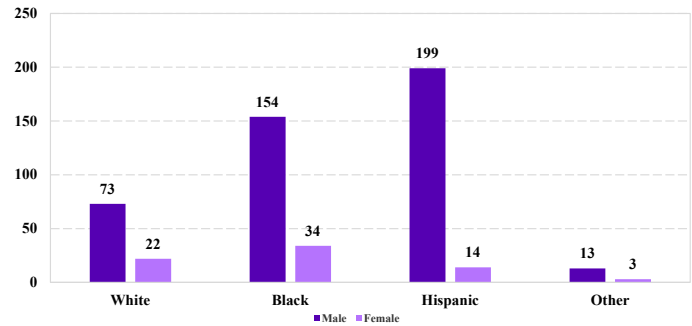
Cases with indeterminable sentence terms are excluded from the calculation of the Mean Sentence or Median Sentence category. Sentences greater than 470 months and probation were included in the sentence average computations as 470 months and zero months, respectively. Cases in the Total Receiving Imprisonment, Total Receiving Probation, and Fine Only categories total 100 percent of all cases. Cases missing information required for a specific analysis were excluded from that analysis. Descriptions of variables used in this analysis are provided in Appendix A.

SOURCE: U.S. Sentencing Commission, 2015 - 2019 Datafiles, USSCFY15 - USSCFY19.

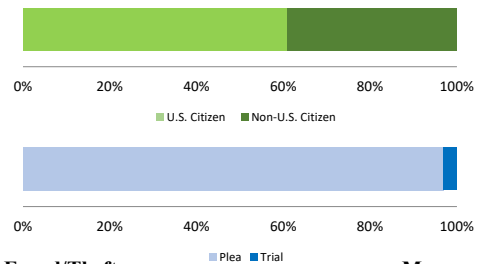
#### Number of Federal Offenders Over Time



#### Race and Gender



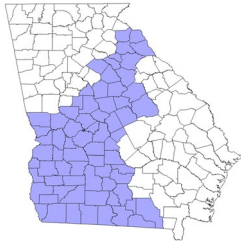
#### Citizenship, Guilty Pleas, and Trials



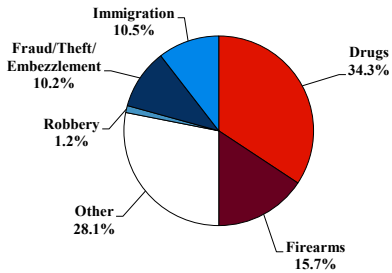
# District at a Glance

## Middle District of Georgia

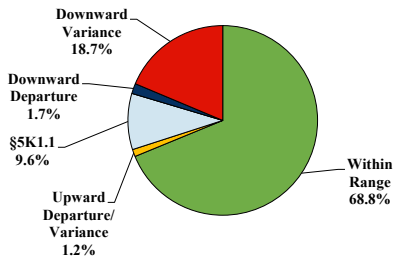
### Fiscal Year 2019



#### Type of Crime



#### Sentence Imposed Relative to the Guideline Range



#### SENTENCING INFORMATION BY TYPE OF CRIME

	TOTAL	Immigration	Drug Trafficking	Firearms	Fraud/Theft /Embezzle	Robbery	Child Porn	Money Laundering	All Other
	420	44	141	66	43	5	10	0	111
Mean Sentence (months)	52	5	100	59	15	51	102	--	14
Median Sentence (months)	30	3	86	49	2	48	84	--	0

#### IMPRISONMENT

<b>Total Receiving Imprisonment</b>	<b>317</b>	<b>44</b>	<b>134</b>	<b>63</b>	<b>24</b>	<b>5</b>	<b>10</b>	<b>0</b>	<b>37</b>
Prison Only	315	44	134	62	23	5	10	0	37
Up to 12 Months	60	39	2	0	7	0	0	0	12
13 to 60 Months	132	5	47	41	14	3	3	0	19
61 to 120 Months	66	0	38	18	2	2	3	0	3
Over 120 Months	57	0	47	3	0	0	4	0	3
Prison and Alternatives	2	0	0	1	1	0	0	0	0

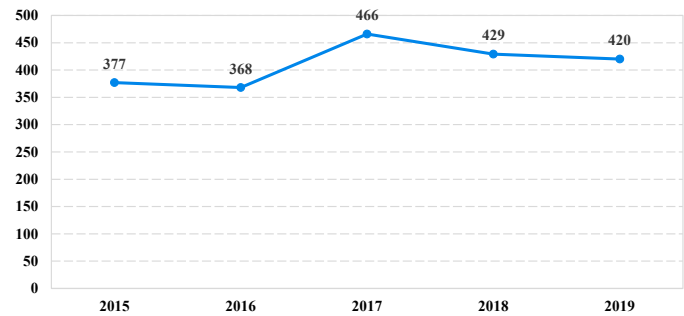
#### PROBATION

<b>Total Receiving Probation</b>	<b>69</b>	<b>0</b>	<b>7</b>	<b>3</b>	<b>19</b>	<b>0</b>	<b>0</b>	<b>0</b>	<b>40</b>
Probation Only	61	0	5	1	18	0	0	0	37
Probation and Alternatives	8	0	2	2	1	0	0	0	3
<b>FINE ONLY</b>	<b>34</b>	<b>0</b>	<b>0</b>	<b>0</b>	<b>0</b>	<b>0</b>	<b>0</b>	<b>0</b>	<b>34</b>

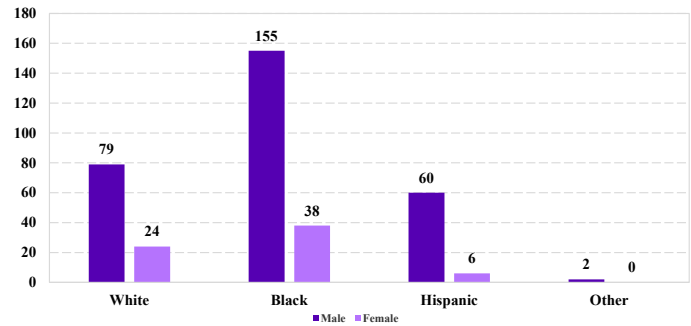
Cases with indeterminable sentence terms are excluded from the calculation of the Mean Sentence or Median Sentence category. Sentences greater than 470 months and probation were included in the sentence average computations as 470 months and zero months, respectively. Cases in the Total Receiving Imprisonment, Total Receiving Probation, and Fine Only categories total 100 percent of all cases. Cases missing information required for a specific analysis were excluded from that analysis. Descriptions of variables used in this analysis are provided in Appendix A.

SOURCE: U.S. Sentencing Commission, 2015 - 2019 Datafiles, USSCFY15 - USSCFY19.

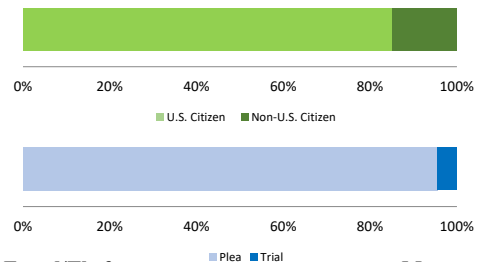
#### Number of Federal Offenders Over Time



#### Race and Gender



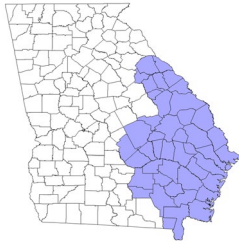
#### Citizenship, Guilty Pleas, and Trials



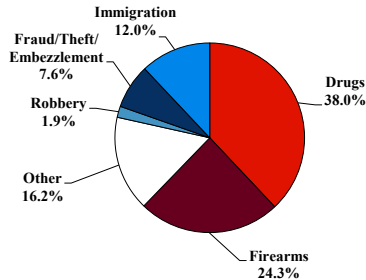
# District at a Glance

## Southern District of Georgia

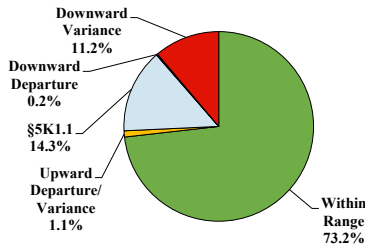
### Fiscal Year 2019



#### Type of Crime



#### Sentence Imposed Relative to the Guideline Range



#### SENTENCING INFORMATION BY TYPE OF CRIME

	TOTAL	Immigration	Drug Trafficking	Firearms	Fraud/Theft /Embezzle	Robbery	Child Porn	Money Laundering	All Other
	474	57	177	115	36	9	7	6	67
Mean Sentence (months)	56	6	85	63	25	126	83	43	14
Median Sentence (months)	37	4	72	48	17	124	92	39	1

#### IMPRISONMENT

<b>Total Receiving Imprisonment</b>	<b>431</b>	<b>57</b>	<b>172</b>	<b>114</b>	<b>30</b>	<b>9</b>	<b>7</b>	<b>6</b>	<b>36</b>
Prison Only	430	57	172	114	29	9	7	6	36
Up to 12 Months	86	53	5	1	8	0	0	0	19
13 to 60 Months	179	4	61	72	19	3	2	5	13
61 to 120 Months	105	0	64	31	0	1	5	1	3
Over 120 Months	60	0	42	10	2	5	0	0	1
Prison and Alternatives	1	0	0	0	1	0	0	0	0

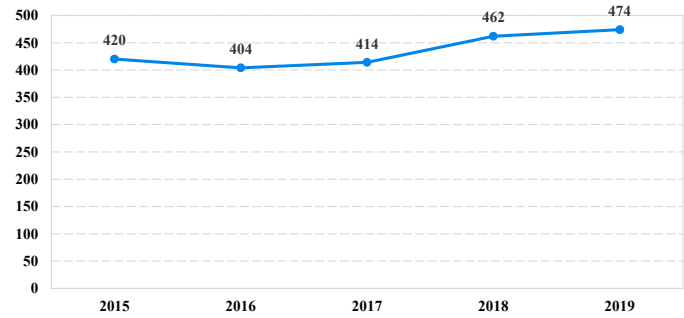
#### PROBATION

<b>Total Receiving Probation</b>	<b>37</b>	<b>0</b>	<b>5</b>	<b>1</b>	<b>6</b>	<b>0</b>	<b>0</b>	<b>0</b>	<b>25</b>
Probation Only	28	0	3	1	4	0	0	0	20
Probation and Alternatives	9	0	2	0	2	0	0	0	5
<b>FINE ONLY</b>	<b>6</b>	<b>0</b>	<b>0</b>	<b>0</b>	<b>0</b>	<b>0</b>	<b>0</b>	<b>0</b>	<b>6</b>

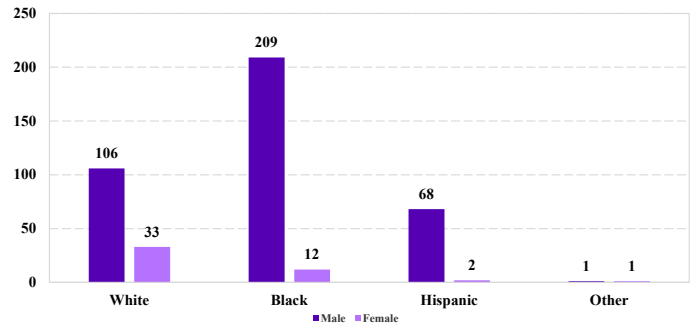
Cases with indeterminable sentence terms are excluded from the calculation of the Mean Sentence or Median Sentence category. Sentences greater than 470 months and probation were included in the sentence average computations as 470 months and zero months, respectively. Cases in the Total Receiving Imprisonment, Total Receiving Probation, and Fine Only categories total 100 percent of all cases. Cases missing information required for a specific analysis were excluded from that analysis. Descriptions of variables used in this analysis are provided in Appendix A.

SOURCE: U.S. Sentencing Commission, 2015 - 2019 Datafiles, USSCFY15 - USSCFY19.

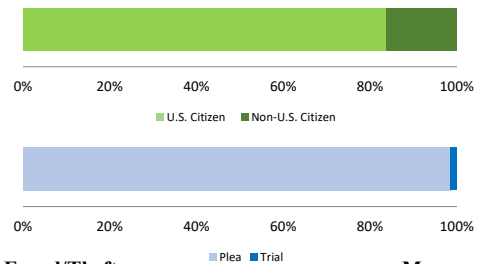
#### Number of Federal Offenders Over Time



#### Race and Gender



#### Citizenship, Guilty Pleas, and Trials



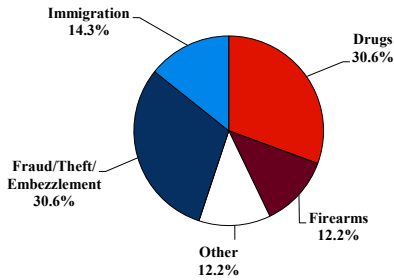
# District at a Glance

## District of Guam

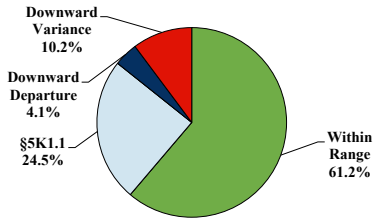
### Fiscal Year 2019



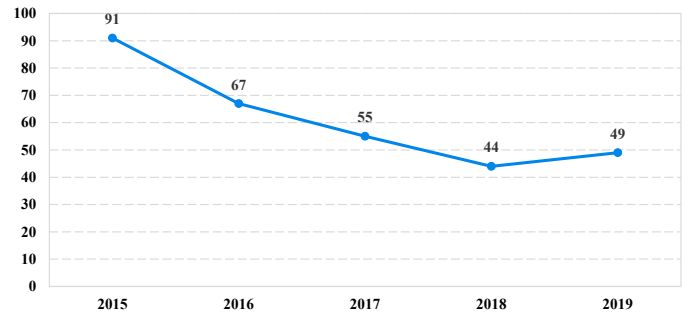
#### Type of Crime



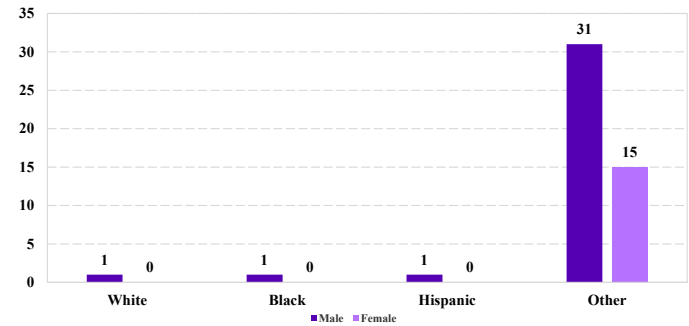
#### Sentence Imposed Relative to the Guideline Range



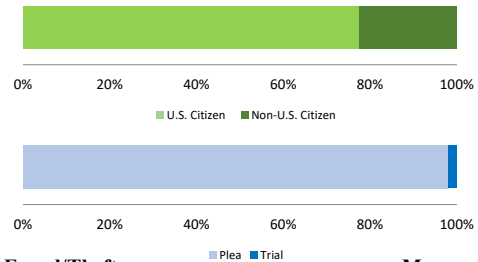
#### Number of Federal Offenders Over Time



#### Race and Gender



#### Citizenship, Guilty Pleas, and Trials



#### SENTENCING INFORMATION BY TYPE OF CRIME

	TOTAL	Immigration	Drug Trafficking	Firearms	Fraud/Theft /Embezzle	Robbery	Child Porn	Money Laundering	All Other
	49	7	15	6	15	0	0	0	6
Mean Sentence (months)	21	2	51	10	2	--	--	--	25
Median Sentence (months)	4	0	60	7	0	--	--	--	6

#### IMPRISONMENT

<b>Total Receiving Imprisonment</b>	<b>26</b>	<b>2</b>	<b>15</b>	<b>4</b>	<b>2</b>	<b>0</b>	<b>0</b>	<b>0</b>	<b>3</b>
Prison Only	24	2	15	2	2	0	0	0	3
Up to 12 Months	4	1	2	1	0	0	0	0	0
13 to 60 Months	12	1	6	1	2	0	0	0	2
61 to 120 Months	8	0	7	0	0	0	0	0	1
Over 120 Months	0	0	0	0	0	0	0	0	0
Prison and Alternatives	2	0	0	2	0	0	0	0	0

#### PROBATION

<b>Total Receiving Probation</b>	<b>23</b>	<b>5</b>	<b>0</b>	<b>2</b>	<b>13</b>	<b>0</b>	<b>0</b>	<b>0</b>	<b>3</b>
Probation Only	21	5	0	0	13	0	0	0	3
Probation and Alternatives	2	0	0	2	0	0	0	0	0
<b>FINE ONLY</b>	<b>0</b>	<b>0</b>	<b>0</b>	<b>0</b>	<b>0</b>	<b>0</b>	<b>0</b>	<b>0</b>	<b>0</b>

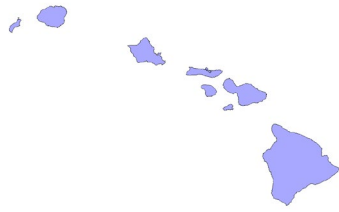
Cases with indeterminable sentence terms are excluded from the calculation of the Mean Sentence or Median Sentence category. Sentences greater than 470 months and probation were included in the sentence average computations as 470 months and zero months, respectively. Cases in the Total Receiving Imprisonment, Total Receiving Probation, and Fine Only categories total 100 percent of all cases. Cases missing information required for a specific analysis were excluded from that analysis. Descriptions of variables used in this analysis are provided in Appendix A.

SOURCE: U.S. Sentencing Commission, 2015 - 2019 Datafiles, USSCFY15 - USSCFY19.

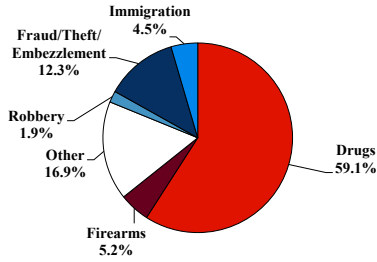
# District at a Glance

## District of Hawaii

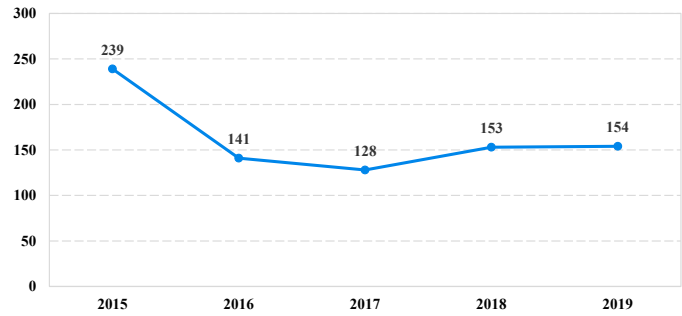
### Fiscal Year 2019



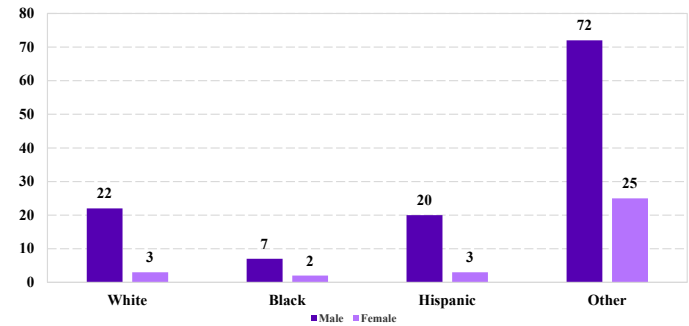
#### Type of Crime



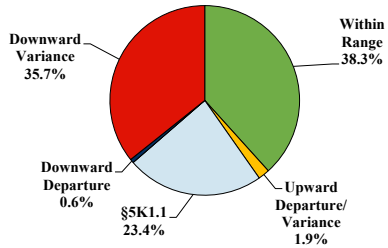
#### Number of Federal Offenders Over Time



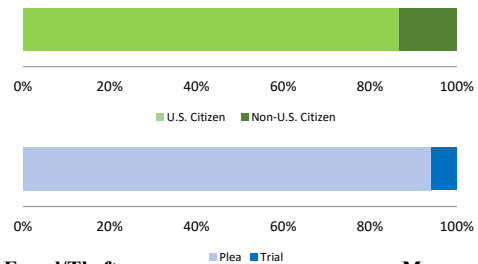
#### Race and Gender



#### Sentence Imposed Relative to the Guideline Range



#### Citizenship, Guilty Pleas, and Trials



#### SENTENCING INFORMATION BY TYPE OF CRIME

	TOTAL	Immigration	Drug Trafficking	Firearms	Fraud/Theft/Embezzle	Robbery	Child Porn	Money Laundering	All Other
	154	7	90	8	19	3	1	1	25
Mean Sentence (months)	58	3	76	39	29	50	--	--	36
Median Sentence (months)	40	4	60	30	21	46	--	--	0

#### IMPRISONMENT

<b>Total Receiving Imprisonment</b>	<b>145</b>	<b>6</b>	<b>90</b>	<b>8</b>	<b>15</b>	<b>3</b>	<b>1</b>	<b>1</b>	<b>21</b>
Prison Only	137	6	82	8	15	3	1	1	21
Up to 12 Months	24	6	4	0	2	0	0	0	12
13 to 60 Months	68	0	41	7	10	2	1	1	6
61 to 120 Months	29	0	23	1	3	1	0	0	1
Over 120 Months	16	0	14	0	0	0	0	0	2
Prison and Alternatives	8	0	8	0	0	0	0	0	0

#### PROBATION

<b>Total Receiving Probation</b>	<b>9</b>	<b>1</b>	<b>0</b>	<b>0</b>	<b>4</b>	<b>0</b>	<b>0</b>	<b>0</b>	<b>4</b>
Probation Only	8	1	0	0	3	0	0	0	4
Probation and Alternatives	1	0	0	0	1	0	0	0	0
<b>FINE ONLY</b>	<b>0</b>	<b>0</b>	<b>0</b>	<b>0</b>	<b>0</b>	<b>0</b>	<b>0</b>	<b>0</b>	<b>0</b>

Cases with indeterminable sentence terms are excluded from the calculation of the Mean Sentence or Median Sentence category. Sentences greater than 470 months and probation were included in the sentence average computations as 470 months and zero months, respectively. Cases in the Total Receiving Imprisonment, Total Receiving Probation, and Fine Only categories total 100 percent of all cases. Cases missing information required for a specific analysis were excluded from that analysis. Descriptions of variables used in this analysis are provided in Appendix A.

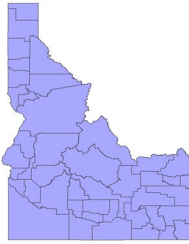
SOURCE: U.S. Sentencing Commission, 2015 - 2019 Datafiles, USSCFY15 - USSCFY19.



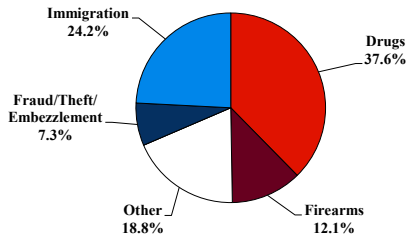
# District at a Glance

## District of Idaho

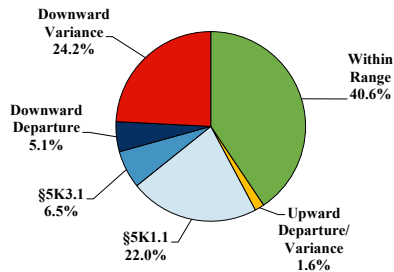
### Fiscal Year 2019



#### Type of Crime



#### Sentence Imposed Relative to the Guideline Range



#### SENTENCING INFORMATION BY TYPE OF CRIME

	TOTAL	Immigration	Drug Trafficking	Firearms	Fraud/Theft /Embezzle	Robbery	Child Porn	Money Laundering	All Other
	372	90	139	45	27	0	15	0	56
Mean Sentence (months)	49	5	77	38	23	--	120	--	54
Median Sentence (months)	27	3	54	32	18	--	84	--	21

#### IMPRISONMENT

<b>Total Receiving Imprisonment</b>	<b>344</b>	<b>90</b>	<b>133</b>	<b>40</b>	<b>21</b>	<b>0</b>	<b>15</b>	<b>0</b>	<b>45</b>
Prison Only	337	90	129	40	20	0	15	0	43
Up to 12 Months	97	79	6	4	3	0	0	0	5
13 to 60 Months	151	11	63	29	16	0	3	0	29
61 to 120 Months	51	0	35	6	1	0	6	0	3
Over 120 Months	38	0	25	1	0	0	6	0	6
Prison and Alternatives	7	0	4	0	1	0	0	0	2

#### PROBATION

<b>Total Receiving Probation</b>	<b>27</b>	<b>0</b>	<b>6</b>	<b>5</b>	<b>5</b>	<b>0</b>	<b>0</b>	<b>0</b>	<b>11</b>
Probation Only	14	0	2	1	4	0	0	0	7
Probation and Alternatives	13	0	4	4	1	0	0	0	4

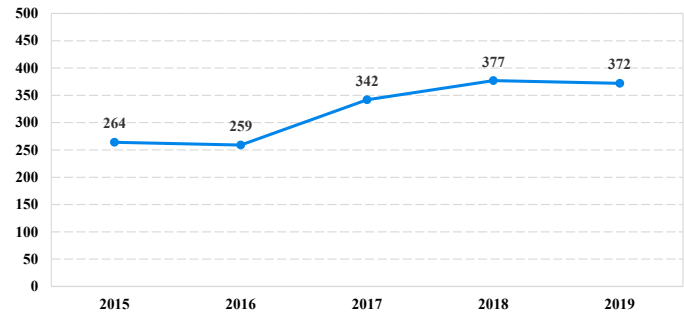
#### FINE ONLY

<b>FINE ONLY</b>	<b>1</b>	<b>0</b>	<b>0</b>	<b>0</b>	<b>1</b>	<b>0</b>	<b>0</b>	<b>0</b>	<b>0</b>
------------------	----------	----------	----------	----------	----------	----------	----------	----------	----------

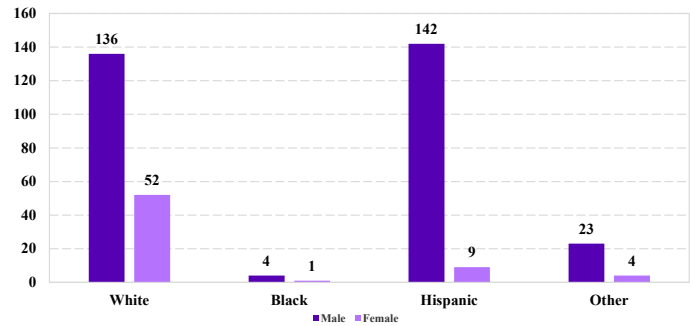
Cases with indeterminable sentence terms are excluded from the calculation of the Mean Sentence or Median Sentence category. Sentences greater than 470 months and probation were included in the sentence average computations as 470 months and zero months, respectively. Cases in the Total Receiving Imprisonment, Total Receiving Probation, and Fine Only categories total 100 percent of all cases. Cases missing information required for a specific analysis were excluded from that analysis. Descriptions of variables used in this analysis are provided in Appendix A.

SOURCE: U.S. Sentencing Commission, 2015 - 2019 Datafiles, USSCFY15 - USSCFY19.

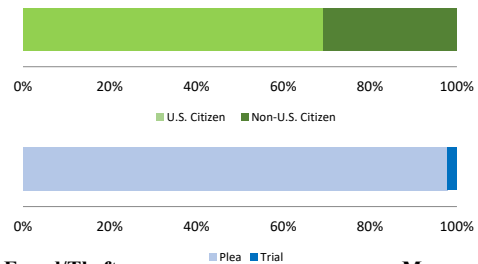
#### Number of Federal Offenders Over Time



#### Race and Gender



#### Citizenship, Guilty Pleas, and Trials



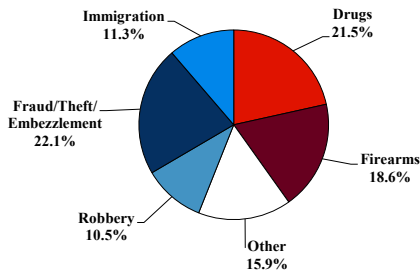
# District at a Glance

## Northern District of Illinois

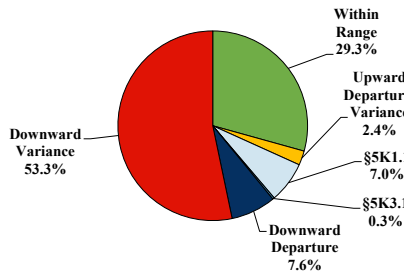
### Fiscal Year 2019



#### Type of Crime



#### Sentence Imposed Relative to the Guideline Range



#### SENTENCING INFORMATION BY TYPE OF CRIME

	TOTAL	Immigration	Drug Trafficking	Firearms	Fraud/Theft/Embezzle	Robbery	Child Porn	Money Laundering	All Other
<b>Total</b>	<b>655</b>	<b>74</b>	<b>140</b>	<b>122</b>	<b>145</b>	<b>69</b>	<b>10</b>	<b>13</b>	<b>82</b>
Mean Sentence (months)	52	18	73	45	23	74	132	79	76
Median Sentence (months)	36	12	60	39	12	60	144	60	18

#### IMPRISONMENT

<b>Total Receiving Imprisonment</b>	<b>595</b>	<b>74</b>	<b>138</b>	<b>120</b>	<b>117</b>	<b>68</b>	<b>10</b>	<b>11</b>	<b>57</b>
Prison Only	579	74	137	118	107	66	10	11	56
Up to 12 Months	88	36	5	6	28	1	0	2	10
13 to 60 Months	316	35	72	82	69	32	2	3	21
61 to 120 Months	117	3	43	28	10	22	3	1	7
Over 120 Months	58	0	17	2	0	11	5	5	18
Prison and Alternatives	16	0	1	2	10	2	0	0	1

#### PROBATION

<b>Total Receiving Probation</b>	<b>60</b>	<b>0</b>	<b>2</b>	<b>2</b>	<b>28</b>	<b>1</b>	<b>0</b>	<b>2</b>	<b>25</b>
Probation Only	50	0	2	2	23	1	0	2	20
Probation and Alternatives	10	0	0	0	5	0	0	0	5

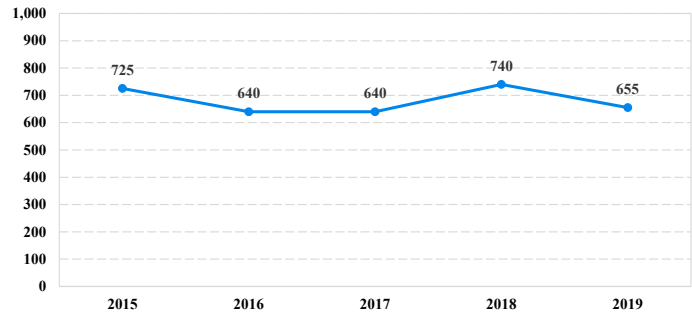
#### FINE ONLY

<b>FINE ONLY</b>	<b>0</b>	<b>0</b>	<b>0</b>	<b>0</b>	<b>0</b>	<b>0</b>	<b>0</b>	<b>0</b>	<b>0</b>
------------------	----------	----------	----------	----------	----------	----------	----------	----------	----------

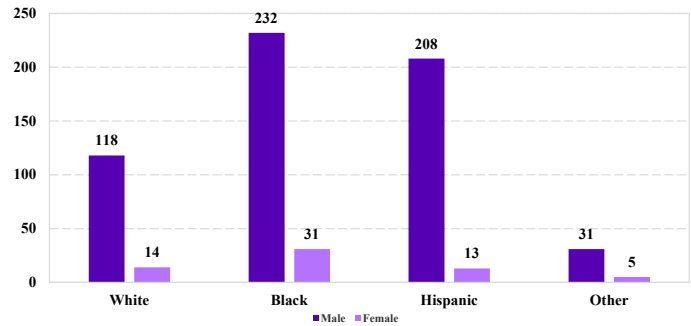
Cases with indeterminable sentence terms are excluded from the calculation of the Mean Sentence or Median Sentence category. Sentences greater than 470 months and probation were included in the sentence average computations as 470 months and zero months, respectively. Cases in the Total Receiving Imprisonment, Total Receiving Probation, and Fine Only categories total 100 percent of all cases. Cases missing information required for a specific analysis were excluded from that analysis. Descriptions of variables used in this analysis are provided in Appendix A.

SOURCE: U.S. Sentencing Commission, 2015 - 2019 Datafiles, USSCFY15 - USSCFY19.

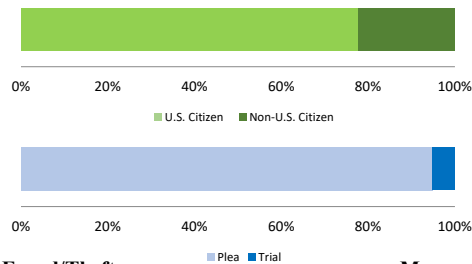
#### Number of Federal Offenders Over Time



#### Race and Gender



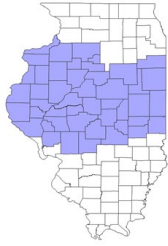
#### Citizenship, Guilty Pleas, and Trials



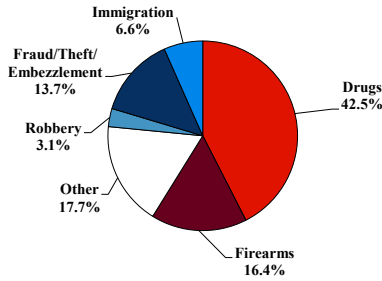
# District at a Glance

## Central District of Illinois

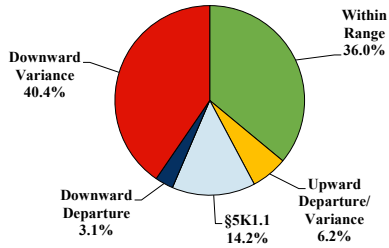
### Fiscal Year 2019



#### Type of Crime



#### Sentence Imposed Relative to the Guideline Range



#### SENTENCING INFORMATION BY TYPE OF CRIME

	TOTAL	Immigration	Drug Trafficking	Firearms	Fraud/Theft/Embezzle	Robbery	Child Porn	Money Laundering	All Other
	226	15	95	37	31	7	13	0	28
Mean Sentence (months)	90	10	117	81	41	98	107	--	100
Median Sentence (months)	70	6	108	71	18	108	120	--	18

#### IMPRISONMENT

	TOTAL	Immigration	Drug Trafficking	Firearms	Fraud/Theft/Embezzle	Robbery	Child Porn	Money Laundering	All Other
<b>Total Receiving Imprisonment</b>	<b>216</b>	<b>15</b>	<b>95</b>	<b>37</b>	<b>26</b>	<b>7</b>	<b>13</b>	<b>0</b>	<b>23</b>
Prison Only	210	15	95	37	21	7	13	0	22
Up to 12 Months	24	12	1	3	4	0	0	0	4
13 to 60 Months	66	3	21	14	13	2	3	0	10
61 to 120 Months	63	0	39	13	2	4	5	0	0
Over 120 Months	57	0	34	7	2	1	5	0	8
Prison and Alternatives	6	0	0	0	5	0	0	0	1

#### PROBATION

	TOTAL	Immigration	Drug Trafficking	Firearms	Fraud/Theft/Embezzle	Robbery	Child Porn	Money Laundering	All Other
<b>Total Receiving Probation</b>	<b>9</b>	<b>0</b>	<b>0</b>	<b>0</b>	<b>5</b>	<b>0</b>	<b>0</b>	<b>0</b>	<b>4</b>
Probation Only	4	0	0	0	2	0	0	0	2
Probation and Alternatives	5	0	0	0	3	0	0	0	2

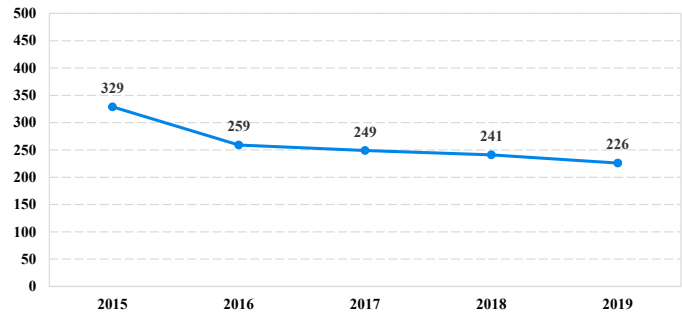
#### FINE ONLY

	TOTAL	Immigration	Drug Trafficking	Firearms	Fraud/Theft/Embezzle	Robbery	Child Porn	Money Laundering	All Other
<b>FINE ONLY</b>	<b>1</b>	<b>0</b>	<b>0</b>	<b>0</b>	<b>0</b>	<b>0</b>	<b>0</b>	<b>0</b>	<b>1</b>

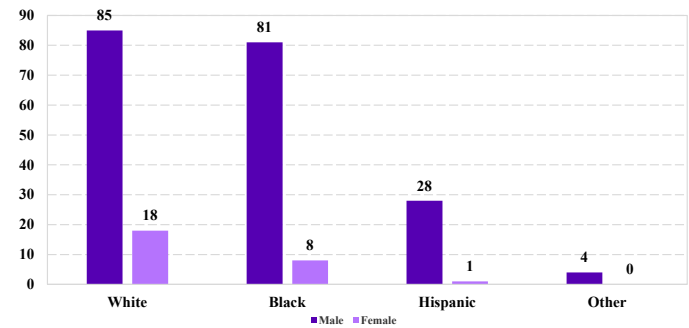
Cases with indeterminable sentence terms are excluded from the calculation of the Mean Sentence or Median Sentence category. Sentences greater than 470 months and probation were included in the sentence average computations as 470 months and zero months, respectively. Cases in the Total Receiving Imprisonment, Total Receiving Probation, and Fine Only categories total 100 percent of all cases. Cases missing information required for a specific analysis were excluded from that analysis. Descriptions of variables used in this analysis are provided in Appendix A.

SOURCE: U.S. Sentencing Commission, 2015 - 2019 Datafiles, USSCFY15 - USSCFY19.

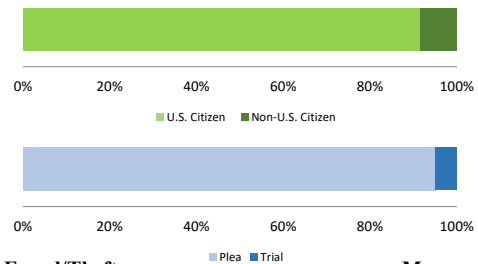
#### Number of Federal Offenders Over Time



#### Race and Gender



#### Citizenship, Guilty Pleas, and Trials



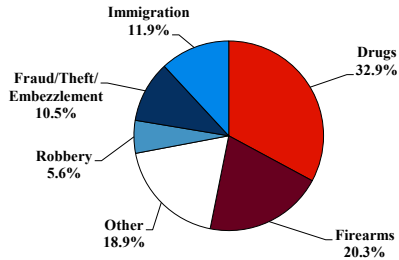
# District at a Glance

## Southern District of Illinois

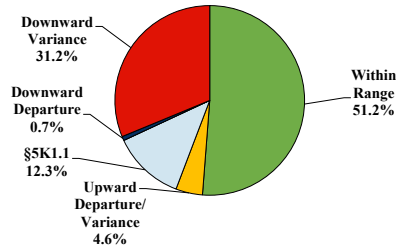
### Fiscal Year 2019



#### Type of Crime



#### Sentence Imposed Relative to the Guideline Range



#### SENTENCING INFORMATION BY TYPE OF CRIME

	TOTAL	Immigration	Drug Trafficking	Firearms	Fraud/Theft/Embezzle	Robbery	Child Porn	Money Laundering	All Other
<b>Total</b>	<b>286</b>	<b>34</b>	<b>94</b>	<b>58</b>	<b>30</b>	<b>16</b>	<b>12</b>	<b>4</b>	<b>38</b>
Mean Sentence (months)	84	4	129	69	25	134	92	93	90
Median Sentence (months)	60	5	120	51	9	141	60	81	17

#### IMPRISONMENT

<b>Total Receiving Imprisonment</b>	<b>257</b>	<b>34</b>	<b>91</b>	<b>53</b>	<b>19</b>	<b>15</b>	<b>11</b>	<b>4</b>	<b>30</b>
Prison Only	252	34	91	53	15	15	11	4	29
Up to 12 Months	44	34	0	0	4	0	0	0	6
13 to 60 Months	75	0	17	30	8	3	6	1	10
61 to 120 Months	61	0	31	14	2	4	3	2	5
Over 120 Months	72	0	43	9	1	8	2	1	8
Prison and Alternatives	5	0	0	0	4	0	0	0	1

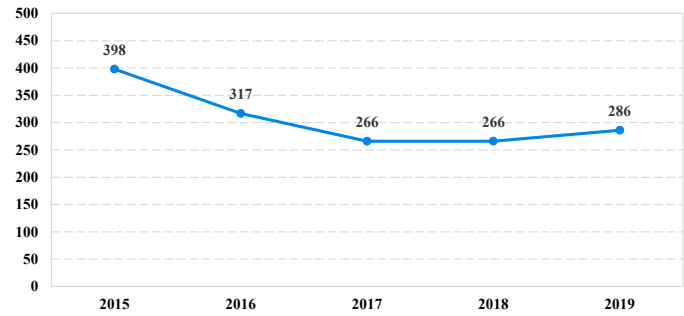
#### PROBATION

<b>Total Receiving Probation</b>	<b>29</b>	<b>0</b>	<b>3</b>	<b>5</b>	<b>11</b>	<b>1</b>	<b>1</b>	<b>0</b>	<b>8</b>
Probation Only	22	0	3	4	9	0	0	0	6
Probation and Alternatives	7	0	0	1	2	1	1	0	2
<b>FINE ONLY</b>	<b>0</b>	<b>0</b>	<b>0</b>	<b>0</b>	<b>0</b>	<b>0</b>	<b>0</b>	<b>0</b>	<b>0</b>

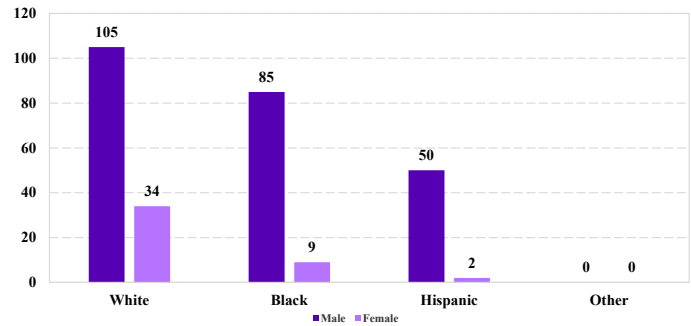
Cases with indeterminable sentence terms are excluded from the calculation of the Mean Sentence or Median Sentence category. Sentences greater than 470 months and probation were included in the sentence average computations as 470 months and zero months, respectively. Cases in the Total Receiving Imprisonment, Total Receiving Probation, and Fine Only categories total 100 percent of all cases. Cases missing information required for a specific analysis were excluded from that analysis. Descriptions of variables used in this analysis are provided in Appendix A.

SOURCE: U.S. Sentencing Commission, 2015 - 2019 Datafiles, USSCFY15 - USSCFY19.

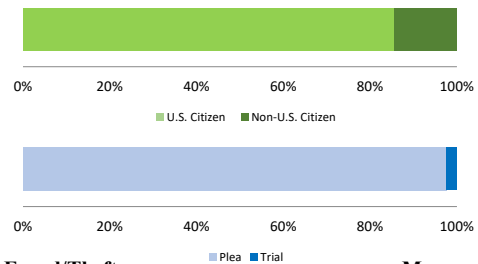
#### Number of Federal Offenders Over Time



#### Race and Gender



#### Citizenship, Guilty Pleas, and Trials



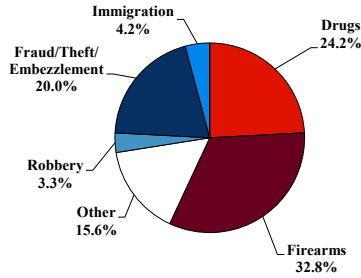
# District at a Glance

## Northern District of Indiana

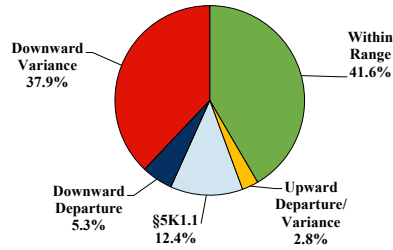
### Fiscal Year 2019



#### Type of Crime



#### Sentence Imposed Relative to the Guideline Range



#### SENTENCING INFORMATION BY TYPE OF CRIME

	TOTAL	Immigration	Drug Trafficking	Firearms	Fraud/Theft /Embezzle	Robbery	Child Porn	Money Laundering	All Other
<b>TOTAL</b>	<b>360</b>	<b>15</b>	<b>87</b>	<b>118</b>	<b>72</b>	<b>12</b>	<b>10</b>	<b>0</b>	<b>46</b>
Mean Sentence (months)	58	8	73	46	15	93	76	--	128
Median Sentence (months)	30	6	60	27	6	78	78	--	53

#### IMPRISONMENT

<b>Total Receiving Imprisonment</b>	<b>300</b>	<b>15</b>	<b>86</b>	<b>103</b>	<b>38</b>	<b>12</b>	<b>10</b>	<b>0</b>	<b>36</b>
Prison Only	280	15	86	94	31	12	10	0	32
Up to 12 Months	28	10	3	5	7	0	0	0	3
13 to 60 Months	146	5	41	68	19	2	3	0	8
61 to 120 Months	63	0	27	15	4	5	7	0	5
Over 120 Months	43	0	15	6	1	5	0	0	16
Prison and Alternatives	20	0	0	9	7	0	0	0	4

#### PROBATION

<b>Total Receiving Probation</b>	<b>60</b>	<b>0</b>	<b>1</b>	<b>15</b>	<b>34</b>	<b>0</b>	<b>0</b>	<b>0</b>	<b>10</b>
Probation Only	46	0	1	6	31	0	0	0	8
Probation and Alternatives	14	0	0	9	3	0	0	0	2

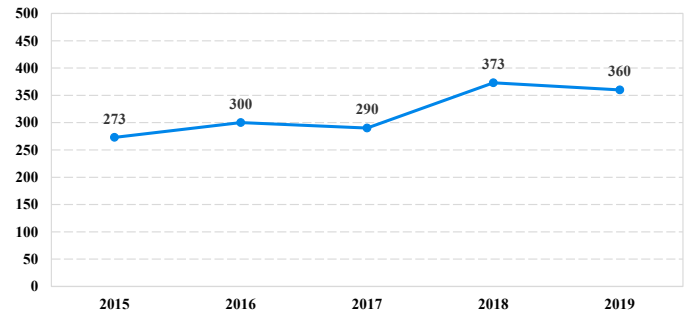
#### FINE ONLY

<b>FINE ONLY</b>	<b>0</b>	<b>0</b>	<b>0</b>	<b>0</b>	<b>0</b>	<b>0</b>	<b>0</b>	<b>0</b>	<b>0</b>
------------------	----------	----------	----------	----------	----------	----------	----------	----------	----------

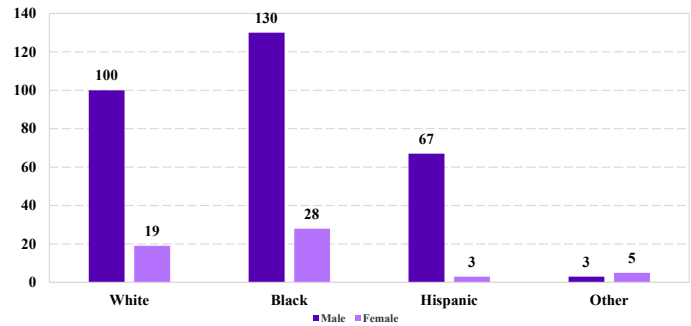
Cases with indeterminable sentence terms are excluded from the calculation of the Mean Sentence or Median Sentence category. Sentences greater than 470 months and probation were included in the sentence average computations as 470 months and zero months, respectively. Cases in the Total Receiving Imprisonment, Total Receiving Probation, and Fine Only categories total 100 percent of all cases. Cases missing information required for a specific analysis were excluded from that analysis. Descriptions of variables used in this analysis are provided in Appendix A.

SOURCE: U.S. Sentencing Commission, 2015 - 2019 Datafiles, USSCFY15 - USSCFY19.

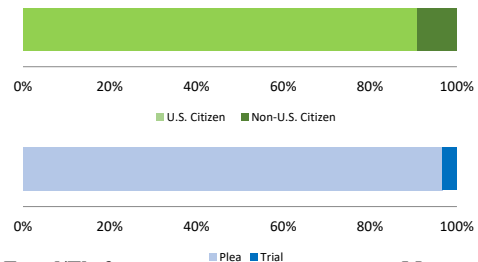
#### Number of Federal Offenders Over Time



#### Race and Gender



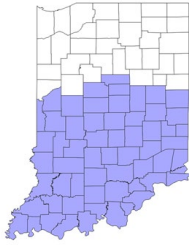
#### Citizenship, Guilty Pleas, and Trials



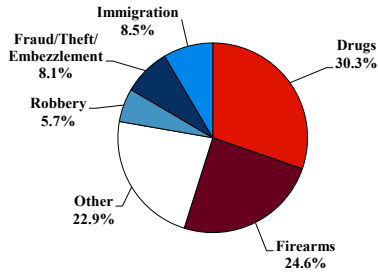
# District at a Glance

## Southern District of Indiana

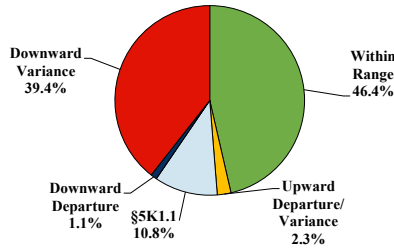
### Fiscal Year 2019



#### Type of Crime



#### Sentence Imposed Relative to the Guideline Range



#### SENTENCING INFORMATION BY TYPE OF CRIME

	TOTAL	Immigration	Drug Trafficking	Firearms	Fraud/Theft/Embezzle	Robbery	Child Porn	Money Laundering	All Other
<b>Total</b>	<b>472</b>	<b>40</b>	<b>143</b>	<b>116</b>	<b>38</b>	<b>27</b>	<b>25</b>	<b>22</b>	<b>61</b>
Mean Sentence (months)	87	12	111	41	33	119	119	168	142
Median Sentence (months)	57	10	120	36	24	108	99	128	36

#### IMPRISONMENT

<b>Total Receiving Imprisonment</b>	<b>457</b>	<b>40</b>	<b>141</b>	<b>113</b>	<b>31</b>	<b>27</b>	<b>25</b>	<b>22</b>	<b>58</b>
Prison Only	452	40	140	111	30	27	25	22	57
Up to 12 Months	50	25	4	10	4	0	0	1	6
13 to 60 Months	190	15	30	79	21	10	7	5	23
61 to 120 Months	104	0	50	20	4	6	13	5	6
Over 120 Months	108	0	56	2	1	11	5	11	22
Prison and Alternatives	5	0	1	2	1	0	0	0	1

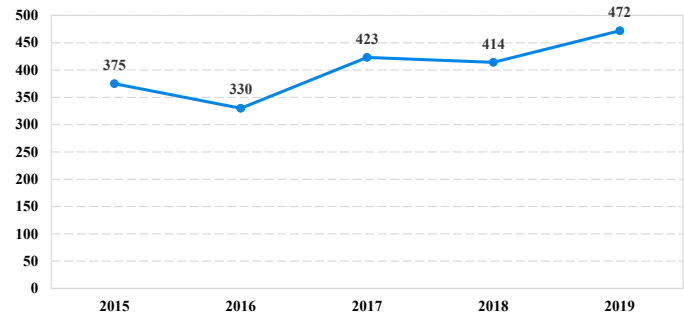
#### PROBATION

<b>Total Receiving Probation</b>	<b>15</b>	<b>0</b>	<b>2</b>	<b>3</b>	<b>7</b>	<b>0</b>	<b>0</b>	<b>0</b>	<b>3</b>
Probation Only	10	0	0	2	5	0	0	0	3
Probation and Alternatives	5	0	2	1	2	0	0	0	0
<b>FINE ONLY</b>	<b>0</b>	<b>0</b>	<b>0</b>	<b>0</b>	<b>0</b>	<b>0</b>	<b>0</b>	<b>0</b>	<b>0</b>

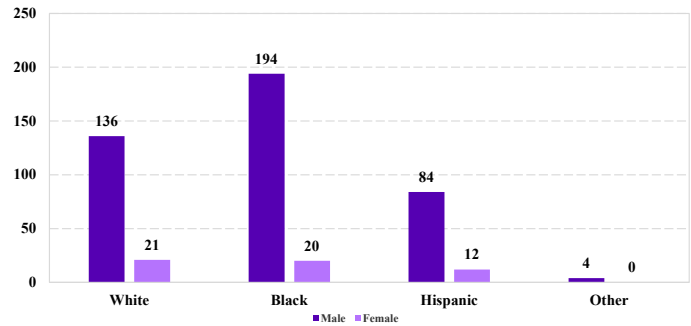
Cases with indeterminable sentence terms are excluded from the calculation of the Mean Sentence or Median Sentence category. Sentences greater than 470 months and probation were included in the sentence average computations as 470 months and zero months, respectively. Cases in the Total Receiving Imprisonment, Total Receiving Probation, and Fine Only categories total 100 percent of all cases. Cases missing information required for a specific analysis were excluded from that analysis. Descriptions of variables used in this analysis are provided in Appendix A.

SOURCE: U.S. Sentencing Commission, 2015 - 2019 Datafiles, USSCFY15 - USSCFY19.

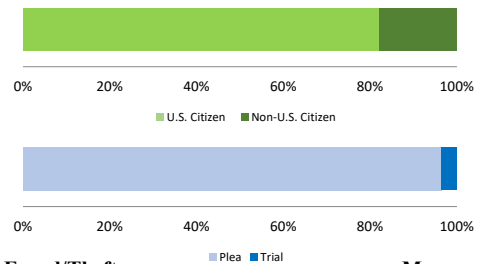
#### Number of Federal Offenders Over Time



#### Race and Gender



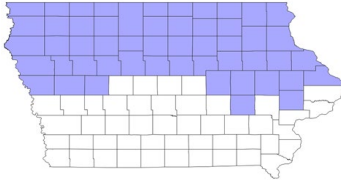
#### Citizenship, Guilty Pleas, and Trials



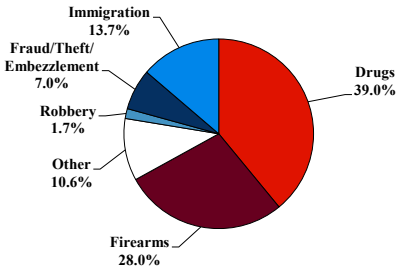
# District at a Glance

## Northern District of Iowa

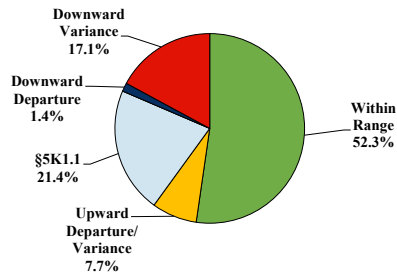
### Fiscal Year 2019



#### Type of Crime



#### Sentence Imposed Relative to the Guideline Range



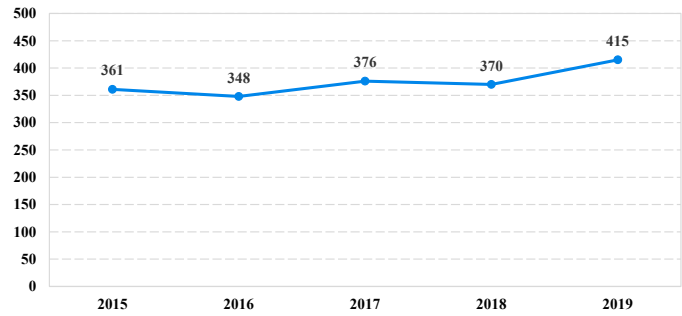
#### SENTENCING INFORMATION BY TYPE OF CRIME

	TOTAL	Immigration	Drug Trafficking	Firearms	Fraud/Theft /Embezzle	Robbery	Child Porn	Money Laundering	All Other
<b>Total</b>	<b>415</b>	<b>57</b>	<b>153</b>	<b>116</b>	<b>29</b>	<b>7</b>	<b>4</b>	<b>9</b>	<b>40</b>
Mean Sentence (months)	79	7	134	57	20	102	88	113	67
Median Sentence (months)	48	4	120	41	4	82	75	78	15
<b>IMPRISONMENT</b>									
<b>Total Receiving Imprisonment</b>	<b>406</b>	<b>56</b>	<b>153</b>	<b>113</b>	<b>28</b>	<b>7</b>	<b>4</b>	<b>9</b>	<b>36</b>
Prison Only	402	56	152	111	28	7	4	9	35
Up to 12 Months	85	46	3	8	19	0	0	0	9
13 to 60 Months	129	10	28	62	6	2	0	4	17
61 to 120 Months	96	0	48	36	1	3	3	1	4
Over 120 Months	92	0	73	5	2	2	1	4	5
Prison and Alternatives	4	0	1	2	0	0	0	0	1
<b>PROBATION</b>									
<b>Total Receiving Probation</b>	<b>9</b>	<b>1</b>	<b>0</b>	<b>3</b>	<b>1</b>	<b>0</b>	<b>0</b>	<b>0</b>	<b>4</b>
Probation Only	7	1	0	2	1	0	0	0	3
Probation and Alternatives	2	0	0	1	0	0	0	0	1
<b>FINE ONLY</b>	<b>0</b>	<b>0</b>	<b>0</b>	<b>0</b>	<b>0</b>	<b>0</b>	<b>0</b>	<b>0</b>	<b>0</b>

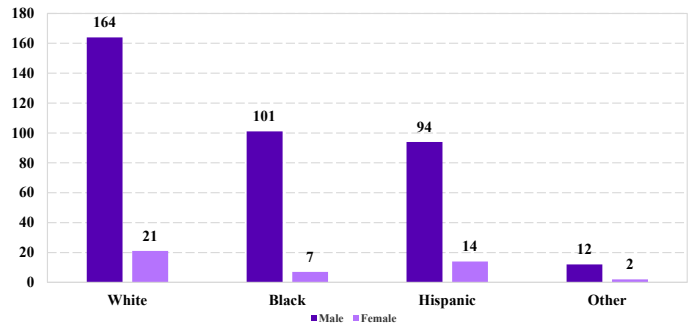
Cases with indeterminable sentence terms are excluded from the calculation of the Mean Sentence or Median Sentence category. Sentences greater than 470 months and probation were included in the sentence average computations as 470 months and zero months, respectively. Cases in the Total Receiving Imprisonment, Total Receiving Probation, and Fine Only categories total 100 percent of all cases. Cases missing information required for a specific analysis were excluded from that analysis. Descriptions of variables used in this analysis are provided in Appendix A.

SOURCE: U.S. Sentencing Commission, 2015 - 2019 Datafiles, USSCFY15 - USSCFY19.

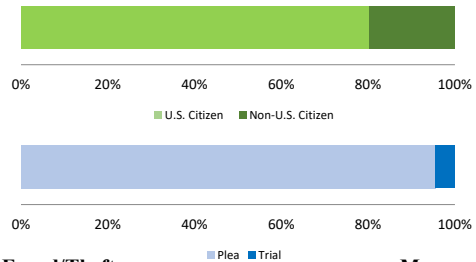
#### Number of Federal Offenders Over Time



#### Race and Gender



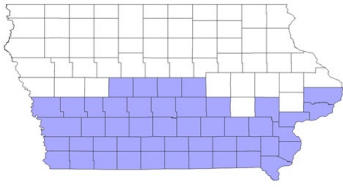
#### Citizenship, Guilty Pleas, and Trials



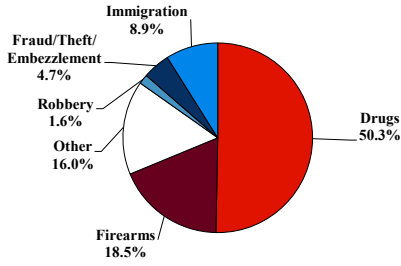
# District at a Glance

## Southern District of Iowa

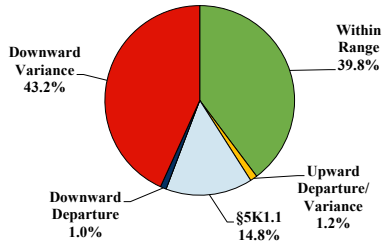
### Fiscal Year 2019



#### Type of Crime



#### Sentence Imposed Relative to the Guideline Range



#### SENTENCING INFORMATION BY TYPE OF CRIME

	TOTAL	Immigration	Drug Trafficking	Firearms	Fraud/Theft/Embezzle	Robbery	Child Porn	Money Laundering	All Other
	493	44	248	91	23	8	24	7	48
Mean Sentence (months)	96	13	130	57	14	91	130	25	110
Median Sentence (months)	72	8	120	46	6	83	120	6	37

#### IMPRISONMENT

<b>Total Receiving Imprisonment</b>	<b>471</b>	<b>44</b>	<b>247</b>	<b>88</b>	<b>16</b>	<b>8</b>	<b>24</b>	<b>5</b>	<b>39</b>
Prison Only	447	44	232	85	14	7	24	4	37
Up to 12 Months	40	28	2	0	4	1	1	1	3
13 to 60 Months	154	15	53	58	9	2	1	2	14
61 to 120 Months	119	1	72	24	1	2	12	1	6
Over 120 Months	134	0	105	3	0	2	10	0	14
Prison and Alternatives	24	0	15	3	2	1	0	1	2

#### PROBATION

<b>Total Receiving Probation</b>	<b>22</b>	<b>0</b>	<b>1</b>	<b>3</b>	<b>7</b>	<b>0</b>	<b>0</b>	<b>2</b>	<b>9</b>
Probation Only	16	0	1	3	4	0	0	1	7
Probation and Alternatives	6	0	0	0	3	0	0	1	2

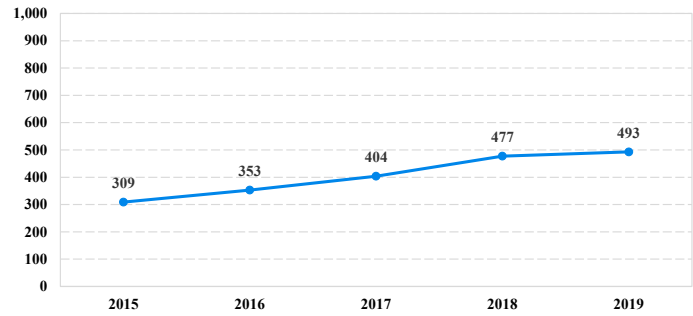
#### FINE ONLY

	<b>0</b>	<b>0</b>	<b>0</b>	<b>0</b>	<b>0</b>	<b>0</b>	<b>0</b>	<b>0</b>	<b>0</b>
--	----------	----------	----------	----------	----------	----------	----------	----------	----------

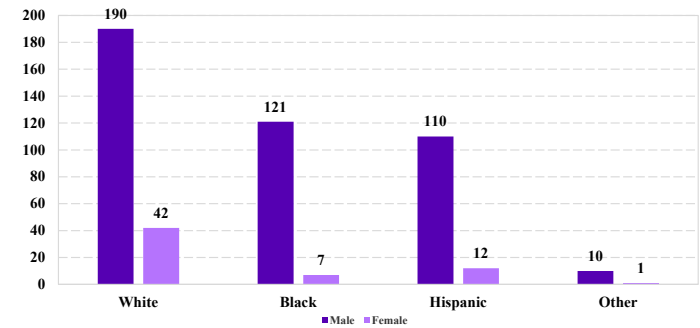
Cases with indeterminable sentence terms are excluded from the calculation of the Mean Sentence or Median Sentence category. Sentences greater than 470 months and probation were included in the sentence average computations as 470 months and zero months, respectively. Cases in the Total Receiving Imprisonment, Total Receiving Probation, and Fine Only categories total 100 percent of all cases. Cases missing information required for a specific analysis were excluded from that analysis. Descriptions of variables used in this analysis are provided in Appendix A.

SOURCE: U.S. Sentencing Commission, 2015 - 2019 Datafiles, USSCFY15 - USSCFY19.

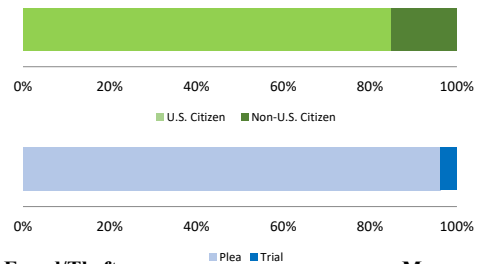
#### Number of Federal Offenders Over Time



#### Race and Gender



#### Citizenship, Guilty Pleas, and Trials

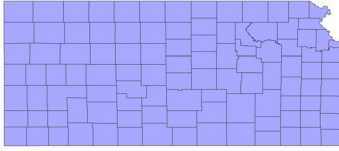




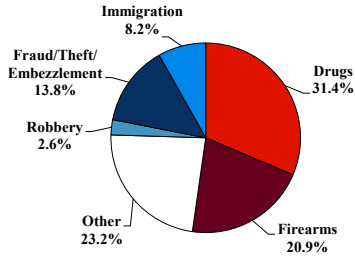
# District at a Glance

## District of Kansas

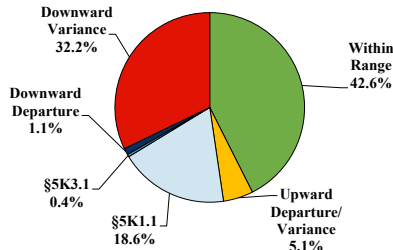
### Fiscal Year 2019



#### Type of Crime



#### Sentence Imposed Relative to the Guideline Range



#### SENTENCING INFORMATION BY TYPE OF CRIME

	TOTAL	Immigration	Drug Trafficking	Firearms	Fraud/Theft /Embezzle	Robbery	Child Porn	Money Laundering	All Other
<b>TOTAL</b>	<b>465</b>	<b>38</b>	<b>139</b>	<b>97</b>	<b>64</b>	<b>12</b>	<b>17</b>	<b>3</b>	<b>95</b>
Mean Sentence (months)	49	14	78	40	11	76	95	48	46
Median Sentence (months)	30	9	72	36	0	62	90	12	7

#### IMPRISONMENT

<b>Total Receiving Imprisonment</b>	<b>386</b>	<b>38</b>	<b>131</b>	<b>91</b>	<b>37</b>	<b>11</b>	<b>17</b>	<b>2</b>	<b>59</b>
Prison Only	379	38	130	89	37	11	17	2	55
Up to 12 Months	75	21	13	4	14	0	0	0	23
13 to 60 Months	180	17	46	69	22	5	4	1	16
61 to 120 Months	85	0	51	16	1	4	9	1	3
Over 120 Months	39	0	20	0	0	2	4	0	13
Prison and Alternatives	7	0	1	2	0	0	0	0	4

#### PROBATION

<b>Total Receiving Probation</b>	<b>65</b>	<b>0</b>	<b>8</b>	<b>6</b>	<b>22</b>	<b>1</b>	<b>0</b>	<b>1</b>	<b>27</b>
Probation Only	55	0	7	6	20	0	0	0	22
Probation and Alternatives	10	0	1	0	2	1	0	1	5

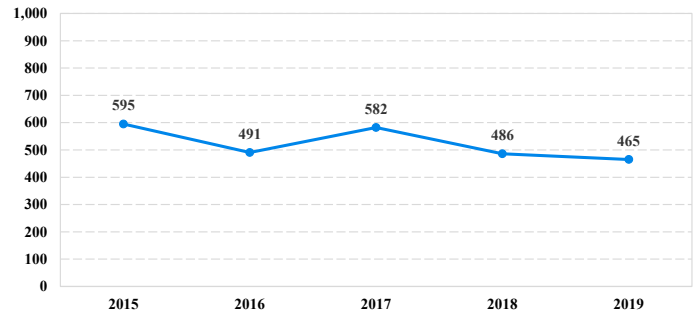
#### FINE ONLY

<b>FINE ONLY</b>	<b>14</b>	<b>0</b>	<b>0</b>	<b>0</b>	<b>5</b>	<b>0</b>	<b>0</b>	<b>0</b>	<b>9</b>
------------------	-----------	----------	----------	----------	----------	----------	----------	----------	----------

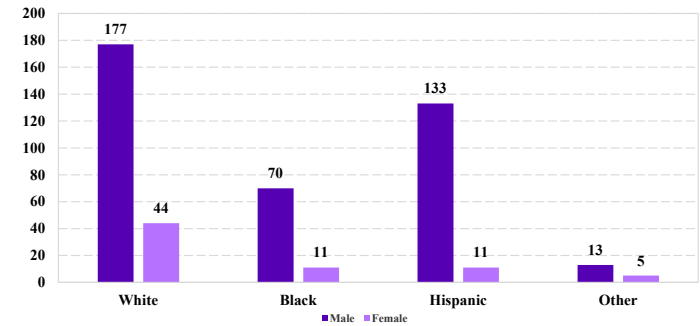
Cases with indeterminable sentence terms are excluded from the calculation of the Mean Sentence or Median Sentence category. Sentences greater than 470 months and probation were included in the sentence average computations as 470 months and zero months, respectively. Cases in the Total Receiving Imprisonment, Total Receiving Probation, and Fine Only categories total 100 percent of all cases. Cases missing information required for a specific analysis were excluded from that analysis. Descriptions of variables used in this analysis are provided in Appendix A.

SOURCE: U.S. Sentencing Commission, 2015 - 2019 Datafiles, USSCFY15 - USSCFY19.

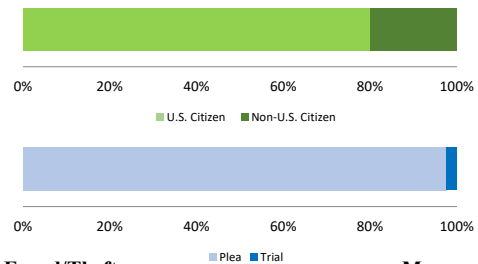
#### Number of Federal Offenders Over Time



#### Race and Gender



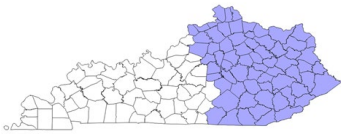
#### Citizenship, Guilty Pleas, and Trials



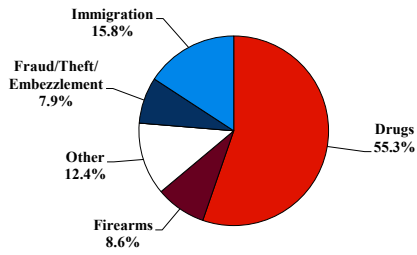
# District at a Glance

## Eastern District of Kentucky

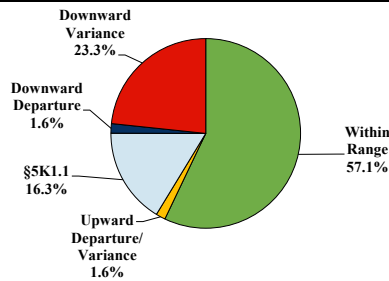
### Fiscal Year 2019



#### Type of Crime



#### Sentence Imposed Relative to the Guideline Range



#### SENTENCING INFORMATION BY TYPE OF CRIME

	TOTAL	Immigration	Drug Trafficking	Firearms	Fraud/Theft/Embezzle	Robbery	Child Porn	Money Laundering	All Other
<b>Total</b>	<b>557</b>	<b>88</b>	<b>307</b>	<b>48</b>	<b>44</b>	<b>0</b>	<b>5</b>	<b>18</b>	<b>47</b>
Mean Sentence (months)	80	5	104	73	20	--	109	149	95
Median Sentence (months)	51	4	90	62	12	--	132	107	36

#### IMPRISONMENT

<b>Total Receiving Imprisonment</b>	<b>534</b>	<b>88</b>	<b>304</b>	<b>46</b>	<b>32</b>	<b>0</b>	<b>5</b>	<b>18</b>	<b>41</b>
Prison Only	515	88	295	43	26	0	5	18	40
Up to 12 Months	95	82	6	0	4	0	0	0	3
13 to 60 Months	167	6	97	19	20	0	2	4	19
61 to 120 Months	124	0	93	19	2	0	0	6	4
Over 120 Months	129	0	99	5	0	0	3	8	14
Prison and Alternatives	19	0	9	3	6	0	0	0	1

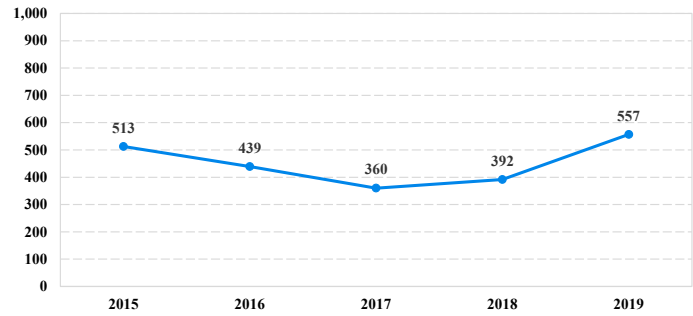
#### PROBATION

<b>Total Receiving Probation</b>	<b>23</b>	<b>0</b>	<b>3</b>	<b>2</b>	<b>12</b>	<b>0</b>	<b>0</b>	<b>0</b>	<b>6</b>
Probation Only	11	0	0	1	6	0	0	0	4
Probation and Alternatives	12	0	3	1	6	0	0	0	2
<b>FINE ONLY</b>	<b>0</b>	<b>0</b>	<b>0</b>	<b>0</b>	<b>0</b>	<b>0</b>	<b>0</b>	<b>0</b>	<b>0</b>

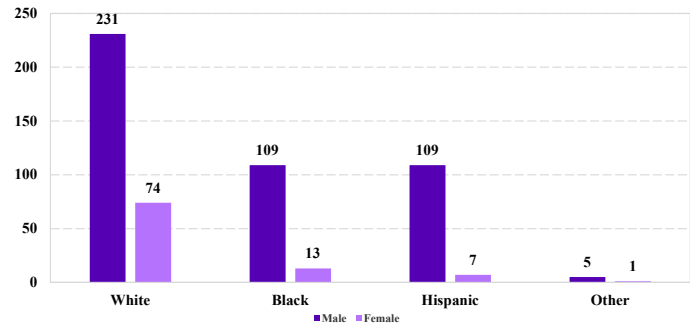
Cases with indeterminable sentence terms are excluded from the calculation of the Mean Sentence or Median Sentence category. Sentences greater than 470 months and probation were included in the sentence average computations as 470 months and zero months, respectively. Cases in the Total Receiving Imprisonment, Total Receiving Probation, and Fine Only categories total 100 percent of all cases. Cases missing information required for a specific analysis were excluded from that analysis. Descriptions of variables used in this analysis are provided in Appendix A.

SOURCE: U.S. Sentencing Commission, 2015 - 2019 Datafiles, USSCFY15 - USSCFY19.

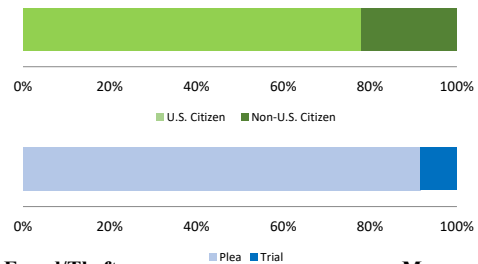
#### Number of Federal Offenders Over Time



#### Race and Gender



#### Citizenship, Guilty Pleas, and Trials



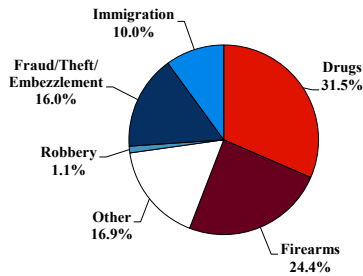
# District at a Glance

## Western District of Kentucky

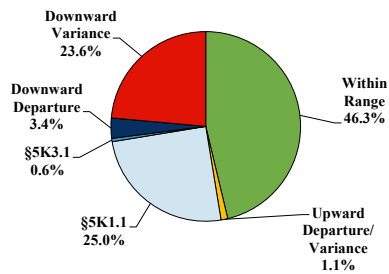
### Fiscal Year 2019



#### Type of Crime



#### Sentence Imposed Relative to the Guideline Range



#### SENTENCING INFORMATION BY TYPE OF CRIME

	TOTAL	Immigration	Drug Trafficking	Firearms	Fraud/Theft /Embezzle	Robbery	Child Porn	Money Laundering	All Other
	349	35	90	85	56	4	13	4	62
Mean Sentence (months)	51	4	93	48	10	72	116	50	43
Median Sentence (months)	24	0	81	33	0	71	97	56	0

#### IMPRISONMENT

<b>Total Receiving Imprisonment</b>	<b>271</b>	<b>34</b>	<b>86</b>	<b>77</b>	<b>28</b>	<b>4</b>	<b>13</b>	<b>4</b>	<b>25</b>
Prison Only	268	34	86	76	26	4	13	4	25
Up to 12 Months	58	29	5	6	8	0	0	1	9
13 to 60 Months	110	5	30	49	17	1	2	1	5
61 to 120 Months	59	0	27	15	1	3	8	2	3
Over 120 Months	41	0	24	6	0	0	3	0	8
Prison and Alternatives	3	0	0	1	2	0	0	0	0

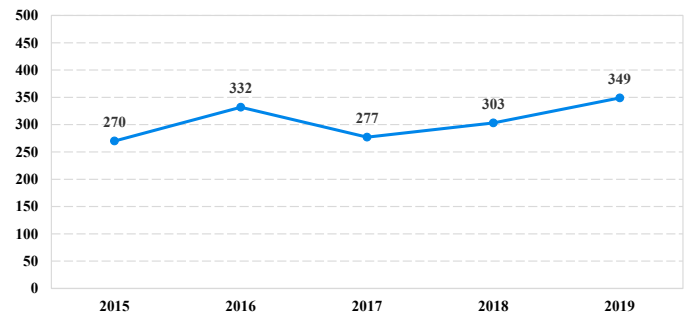
#### PROBATION

<b>Total Receiving Probation</b>	<b>32</b>	<b>1</b>	<b>4</b>	<b>8</b>	<b>13</b>	<b>0</b>	<b>0</b>	<b>0</b>	<b>6</b>
Probation Only	28	1	3	8	10	0	0	0	6
Probation and Alternatives	4	0	1	0	3	0	0	0	0
<b>FINE ONLY</b>	<b>46</b>	<b>0</b>	<b>0</b>	<b>0</b>	<b>15</b>	<b>0</b>	<b>0</b>	<b>0</b>	<b>31</b>

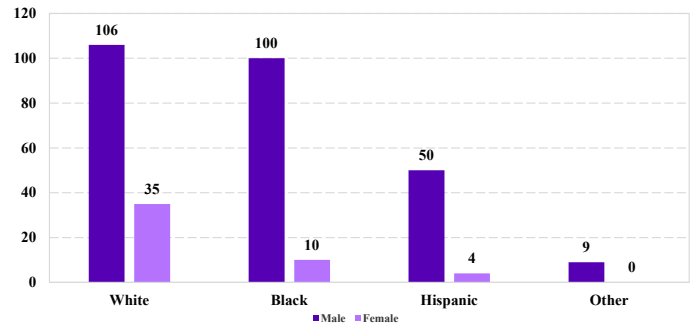
Cases with indeterminable sentence terms are excluded from the calculation of the Mean Sentence or Median Sentence category. Sentences greater than 470 months and probation were included in the sentence average computations as 470 months and zero months, respectively. Cases in the Total Receiving Imprisonment, Total Receiving Probation, and Fine Only categories total 100 percent of all cases. Cases missing information required for a specific analysis were excluded from that analysis. Descriptions of variables used in this analysis are provided in Appendix A.

SOURCE: U.S. Sentencing Commission, 2015 - 2019 Datafiles, USSCFY15 - USSCFY19.

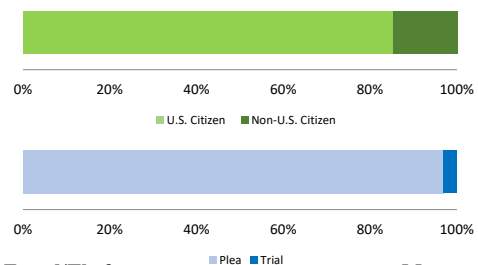
#### Number of Federal Offenders Over Time



#### Race and Gender



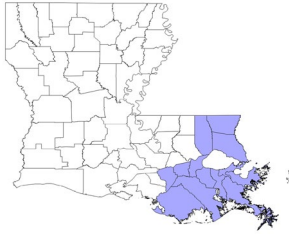
#### Citizenship, Guilty Pleas, and Trials



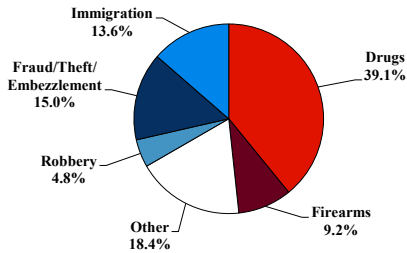
# District at a Glance

## Eastern District of Louisiana

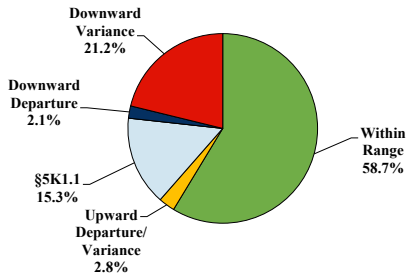
### Fiscal Year 2019



#### Type of Crime



#### Sentence Imposed Relative to the Guideline Range



#### SENTENCING INFORMATION BY TYPE OF CRIME

	TOTAL	Immigration	Drug Trafficking	Firearms	Fraud/Theft /Embezzle	Robbery	Child Porn	Money Laundering	All Other
<b>TOTAL</b>	<b>294</b>	<b>40</b>	<b>115</b>	<b>27</b>	<b>44</b>	<b>14</b>	<b>7</b>	<b>2</b>	<b>45</b>
Mean Sentence (months)	58	5	83	64	10	136	93	--	56
Median Sentence (months)	30	0	60	46	2	143	97	--	0

#### IMPRISONMENT

<b>Total Receiving Imprisonment</b>	<b>244</b>	<b>40</b>	<b>109</b>	<b>26</b>	<b>31</b>	<b>13</b>	<b>7</b>	<b>2</b>	<b>16</b>
Prison Only	239	40	106	25	30	13	7	2	16
Up to 12 Months	58	34	4	2	15	0	0	0	3
13 to 60 Months	90	6	45	14	15	2	2	1	5
61 to 120 Months	61	0	45	6	0	3	4	1	2
Over 120 Months	30	0	12	3	0	8	1	0	6
Prison and Alternatives	5	0	3	1	1	0	0	0	0

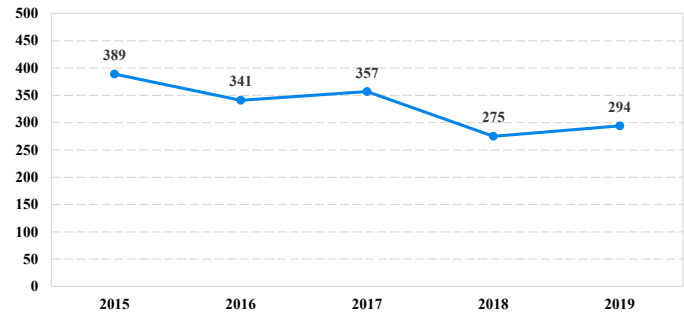
#### PROBATION

<b>Total Receiving Probation</b>	<b>50</b>	<b>0</b>	<b>6</b>	<b>1</b>	<b>13</b>	<b>1</b>	<b>0</b>	<b>0</b>	<b>29</b>
Probation Only	37	0	4	0	10	0	0	0	23
Probation and Alternatives	13	0	2	1	3	1	0	0	6
<b>FINE ONLY</b>	<b>0</b>	<b>0</b>	<b>0</b>	<b>0</b>	<b>0</b>	<b>0</b>	<b>0</b>	<b>0</b>	<b>0</b>

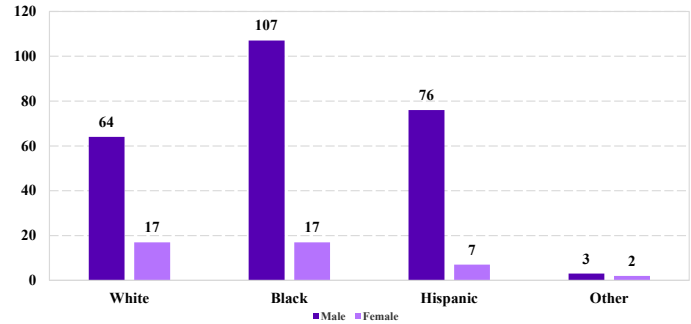
Cases with indeterminable sentence terms are excluded from the calculation of the Mean Sentence or Median Sentence category. Sentences greater than 470 months and probation were included in the sentence average computations as 470 months and zero months, respectively. Cases in the Total Receiving Imprisonment, Total Receiving Probation, and Fine Only categories total 100 percent of all cases. Cases missing information required for a specific analysis were excluded from that analysis. Descriptions of variables used in this analysis are provided in Appendix A.

SOURCE: U.S. Sentencing Commission, 2015 - 2019 Datafiles, USSCFY15 - USSCFY19.

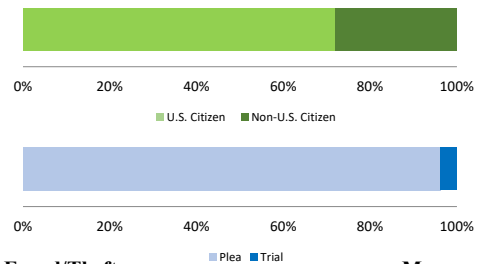
#### Number of Federal Offenders Over Time



#### Race and Gender



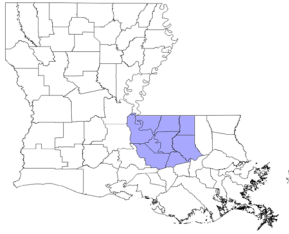
#### Citizenship, Guilty Pleas, and Trials



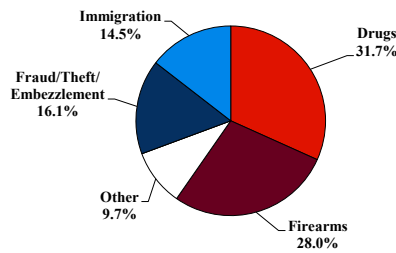
# District at a Glance

## Middle District of Louisiana

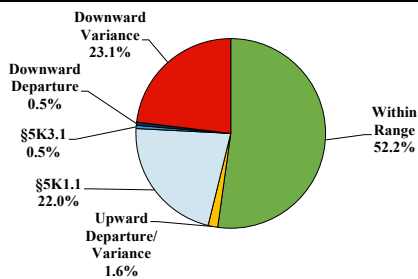
### Fiscal Year 2019



#### Type of Crime



#### Sentence Imposed Relative to the Guideline Range



#### SENTENCING INFORMATION BY TYPE OF CRIME

	TOTAL	Immigration	Drug Trafficking	Firearms	Fraud/Theft /Embezzle	Robbery	Child Porn	Money Laundering	All Other
<b>Total</b>	<b>186</b>	<b>27</b>	<b>59</b>	<b>52</b>	<b>30</b>	<b>0</b>	<b>2</b>	<b>1</b>	<b>15</b>
Mean Sentence (months)	47	8	78	48	25	--	--	--	39
Median Sentence (months)	30	6	57	37	9	--	--	--	18

#### IMPRISONMENT

<b>Total Receiving Imprisonment</b>	<b>163</b>	<b>27</b>	<b>58</b>	<b>47</b>	<b>21</b>	<b>0</b>	<b>2</b>	<b>0</b>	<b>8</b>
Prison Only	163	27	58	47	21	0	2	0	8
Up to 12 Months	34	21	1	4	8	0	0	0	0
13 to 60 Months	83	6	32	31	9	0	0	0	5
61 to 120 Months	34	0	17	10	3	0	2	0	2
Over 120 Months	12	0	8	2	1	0	0	0	1
Prison and Alternatives	0	0	0	0	0	0	0	0	0

#### PROBATION

<b>Total Receiving Probation</b>	<b>19</b>	<b>0</b>	<b>1</b>	<b>5</b>	<b>9</b>	<b>0</b>	<b>0</b>	<b>1</b>	<b>3</b>
Probation Only	19	0	1	5	9	0	0	1	3
Probation and Alternatives	0	0	0	0	0	0	0	0	0

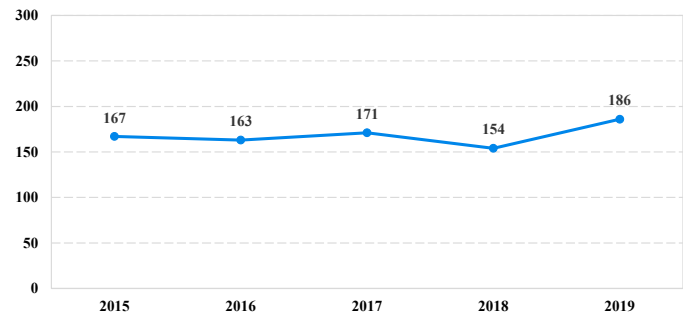
#### FINE ONLY

<b>Total</b>	<b>4</b>	<b>0</b>	<b>0</b>	<b>0</b>	<b>0</b>	<b>0</b>	<b>0</b>	<b>0</b>	<b>4</b>
--------------	----------	----------	----------	----------	----------	----------	----------	----------	----------

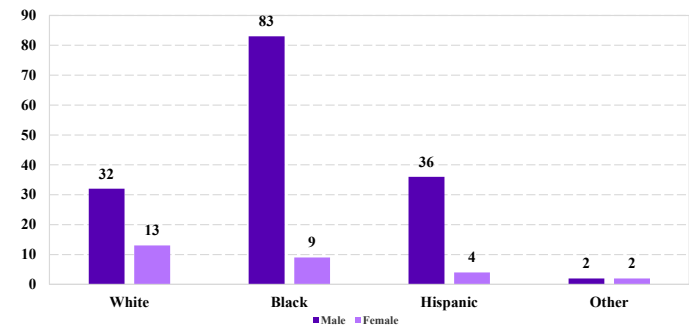
Cases with indeterminable sentence terms are excluded from the calculation of the Mean Sentence or Median Sentence category. Sentences greater than 470 months and probation were included in the sentence average computations as 470 months and zero months, respectively. Cases in the Total Receiving Imprisonment, Total Receiving Probation, and Fine Only categories total 100 percent of all cases. Cases missing information required for a specific analysis were excluded from that analysis. Descriptions of variables used in this analysis are provided in Appendix A.

SOURCE: U.S. Sentencing Commission, 2015 - 2019 Datafiles, USSCFY15 - USSCFY19.

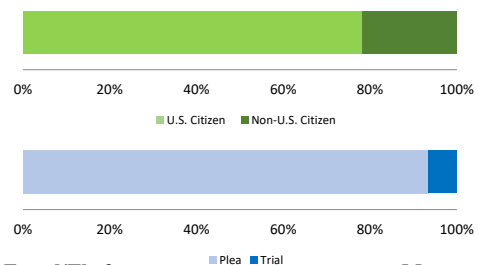
#### Number of Federal Offenders Over Time



#### Race and Gender



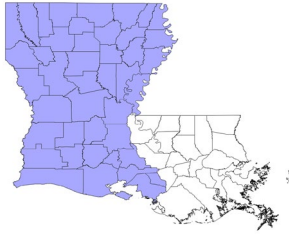
#### Citizenship, Guilty Pleas, and Trials



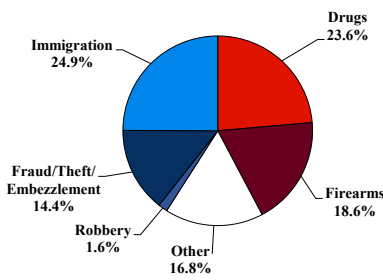
# District at a Glance

## Western District of Louisiana

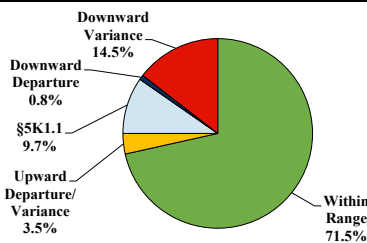
### Fiscal Year 2019



#### Type of Crime



#### Sentence Imposed Relative to the Guideline Range



#### SENTENCING INFORMATION BY TYPE OF CRIME

	TOTAL	Immigration	Drug Trafficking	Firearms	Fraud/Theft /Embezzle	Robbery	Child Porn	Money Laundering	All Other
<b>Total</b>	<b>381</b>	<b>95</b>	<b>84</b>	<b>71</b>	<b>55</b>	<b>6</b>	<b>13</b>	<b>0</b>	<b>57</b>
Mean Sentence (months)	55	4	124	54	15	156	107	--	53
Median Sentence (months)	24	0	120	46	4	132	97	--	18

#### IMPRISONMENT

<b>Total Receiving Imprisonment</b>	<b>332</b>	<b>91</b>	<b>80</b>	<b>70</b>	<b>30</b>	<b>6</b>	<b>13</b>	<b>0</b>	<b>42</b>
Prison Only	329	91	80	68	30	6	13	0	41
Up to 12 Months	104	82	2	2	12	0	0	0	6
13 to 60 Months	106	9	15	42	15	1	3	0	21
61 to 120 Months	78	0	35	23	3	2	8	0	7
Over 120 Months	41	0	28	1	0	3	2	0	7
Prison and Alternatives	3	0	0	2	0	0	0	0	1

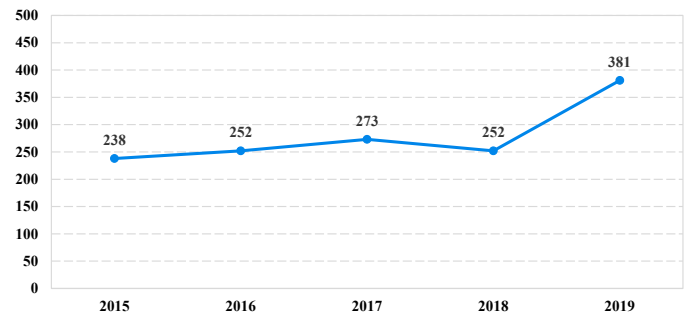
#### PROBATION

<b>Total Receiving Probation</b>	<b>46</b>	<b>4</b>	<b>4</b>	<b>1</b>	<b>24</b>	<b>0</b>	<b>0</b>	<b>0</b>	<b>13</b>
Probation Only	42	3	2	1	23	0	0	0	13
Probation and Alternatives	4	1	2	0	1	0	0	0	0
<b>FINE ONLY</b>	<b>3</b>	<b>0</b>	<b>0</b>	<b>0</b>	<b>1</b>	<b>0</b>	<b>0</b>	<b>0</b>	<b>2</b>

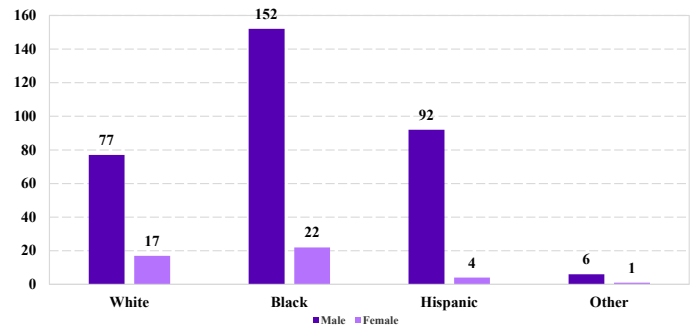
Cases with indeterminable sentence terms are excluded from the calculation of the Mean Sentence or Median Sentence category. Sentences greater than 470 months and probation were included in the sentence average computations as 470 months and zero months, respectively. Cases in the Total Receiving Imprisonment, Total Receiving Probation, and Fine Only categories total 100 percent of all cases. Cases missing information required for a specific analysis were excluded from that analysis. Descriptions of variables used in this analysis are provided in Appendix A.

SOURCE: U.S. Sentencing Commission, 2015 - 2019 Datafiles, USSCFY15 - USSCFY19.

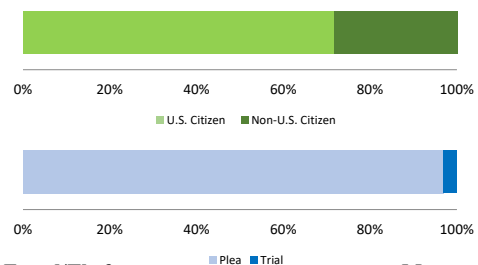
#### Number of Federal Offenders Over Time



#### Race and Gender



#### Citizenship, Guilty Pleas, and Trials



Legend: U.S. Citizen (Light Green), Non-U.S. Citizen (Dark Green)

Legend: Plea (Light Blue), Trial (Dark Blue)

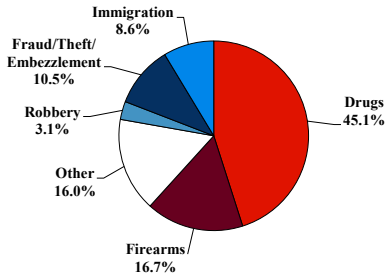
# District at a Glance

## District of Maine

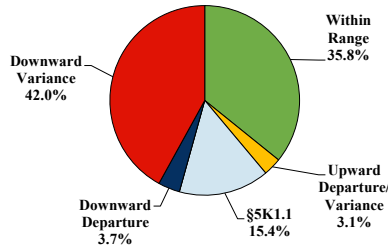
### Fiscal Year 2019



#### Type of Crime



#### Sentence Imposed Relative to the Guideline Range



#### SENTENCING INFORMATION BY TYPE OF CRIME

	TOTAL	Immigration	Drug Trafficking	Firearms	Fraud/Theft/Embezzle	Robbery	Child Porn	Money Laundering	All Other
	162	14	72	27	17	5	7	0	20
Mean Sentence (months)	50	3	50	32	9	85	137	--	99
Median Sentence (months)	24	2	36	24	4	70	120	--	32

#### IMPRISONMENT

<b>Total Receiving Imprisonment</b>	<b>149</b>	<b>13</b>	<b>72</b>	<b>24</b>	<b>10</b>	<b>5</b>	<b>7</b>	<b>0</b>	<b>18</b>
Prison Only	140	13	69	21	9	5	7	0	16
Up to 12 Months	31	13	9	3	4	0	0	0	2
13 to 60 Months	71	0	43	13	5	1	1	0	8
61 to 120 Months	18	0	7	4	0	3	3	0	1
Over 120 Months	20	0	10	1	0	1	3	0	5
Prison and Alternatives	9	0	3	3	1	0	0	0	2

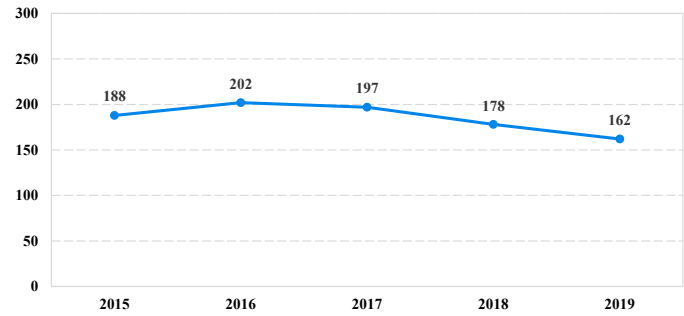
#### PROBATION

<b>Total Receiving Probation</b>	<b>13</b>	<b>1</b>	<b>0</b>	<b>3</b>	<b>7</b>	<b>0</b>	<b>0</b>	<b>0</b>	<b>2</b>
Probation Only	11	1	0	3	6	0	0	0	1
Probation and Alternatives	2	0	0	0	1	0	0	0	1
<b>FINE ONLY</b>	<b>0</b>	<b>0</b>	<b>0</b>	<b>0</b>	<b>0</b>	<b>0</b>	<b>0</b>	<b>0</b>	<b>0</b>

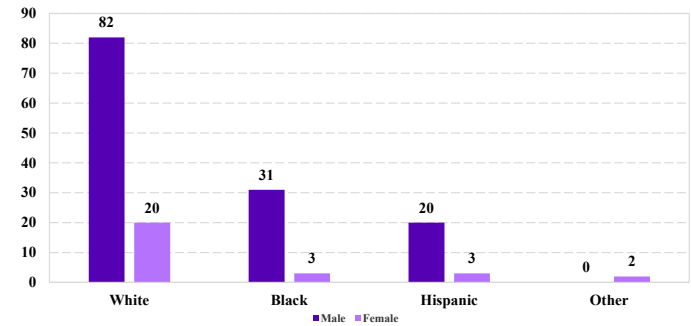
Cases with indeterminable sentence terms are excluded from the calculation of the Mean Sentence or Median Sentence category. Sentences greater than 470 months and probation were included in the sentence average computations as 470 months and zero months, respectively. Cases in the Total Receiving Imprisonment, Total Receiving Probation, and Fine Only categories total 100 percent of all cases. Cases missing information required for a specific analysis were excluded from that analysis. Descriptions of variables used in this analysis are provided in Appendix A.

SOURCE: U.S. Sentencing Commission, 2015 - 2019 Datafiles, USSCFY15 - USSCFY19.

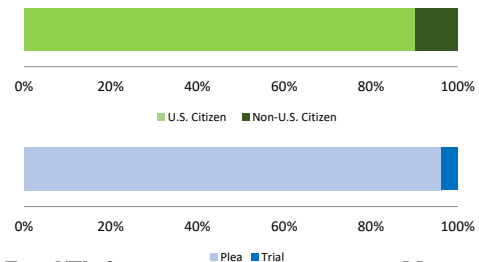
#### Number of Federal Offenders Over Time



#### Race and Gender



#### Citizenship, Guilty Pleas, and Trials



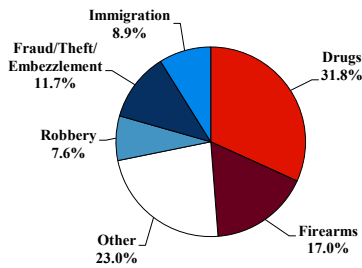
# District at a Glance

## District of Maryland

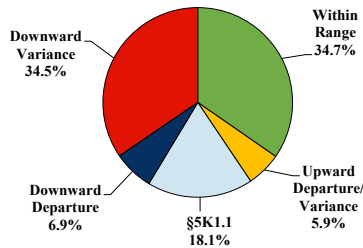
### Fiscal Year 2019



#### Type of Crime



#### Sentence Imposed Relative to the Guideline Range



#### SENTENCING INFORMATION BY TYPE OF CRIME

	TOTAL	Immigration	Drug Trafficking	Firearms	Fraud/Theft/Embezzle	Robbery	Child Porn	Money Laundering	All Other
	777	69	243	132	91	59	19	13	151
Mean Sentence (months)	80	8	73	60	29	111	169	53	153
Median Sentence (months)	57	6	60	51	18	108	120	48	96

#### IMPRISONMENT

<b>Total Receiving Imprisonment</b>	<b>726</b>	<b>69</b>	<b>238</b>	<b>130</b>	<b>72</b>	<b>59</b>	<b>19</b>	<b>12</b>	<b>127</b>
Prison Only	693	68	224	129	60	58	19	9	126
Up to 12 Months	92	49	13	5	12	1	0	1	11
13 to 60 Months	281	19	99	80	37	10	2	5	29
61 to 120 Months	180	0	80	35	9	26	8	2	20
Over 120 Months	140	0	32	9	2	21	9	1	66
Prison and Alternatives	33	1	14	1	12	1	0	3	1

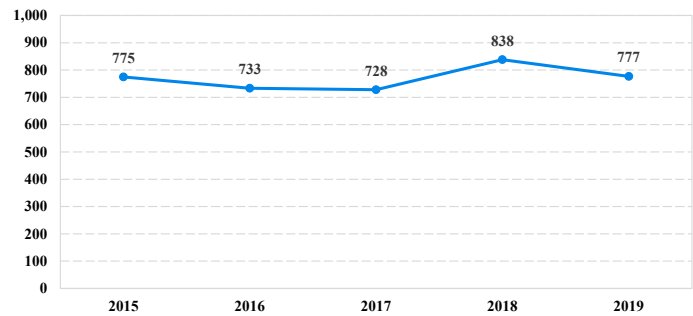
#### PROBATION

<b>Total Receiving Probation</b>	<b>46</b>	<b>0</b>	<b>5</b>	<b>2</b>	<b>19</b>	<b>0</b>	<b>0</b>	<b>1</b>	<b>19</b>
Probation Only	25	0	2	2	11	0	0	0	10
Probation and Alternatives	21	0	3	0	8	0	0	1	9
<b>FINE ONLY</b>	<b>5</b>	<b>0</b>	<b>0</b>	<b>0</b>	<b>0</b>	<b>0</b>	<b>0</b>	<b>0</b>	<b>5</b>

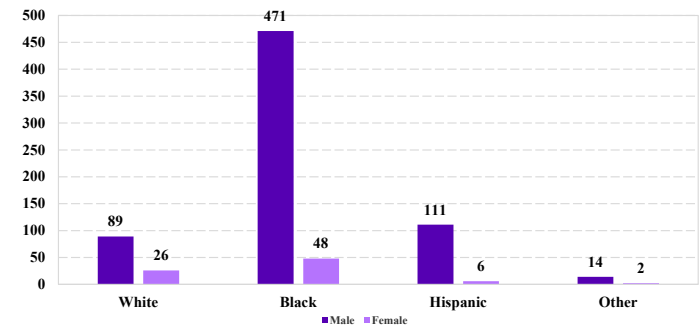
Cases with indeterminable sentence terms are excluded from the calculation of the Mean Sentence or Median Sentence category. Sentences greater than 470 months and probation were included in the sentence average computations as 470 months and zero months, respectively. Cases in the Total Receiving Imprisonment, Total Receiving Probation, and Fine Only categories total 100 percent of all cases. Cases missing information required for a specific analysis were excluded from that analysis. Descriptions of variables used in this analysis are provided in Appendix A.

SOURCE: U.S. Sentencing Commission, 2015 - 2019 Datafiles, USSCFY15 - USSCFY19.

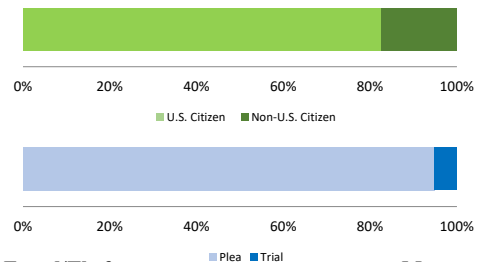
#### Number of Federal Offenders Over Time



#### Race and Gender



#### Citizenship, Guilty Pleas, and Trials

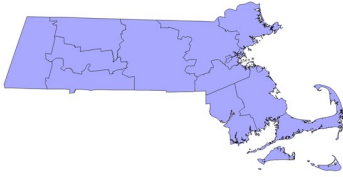




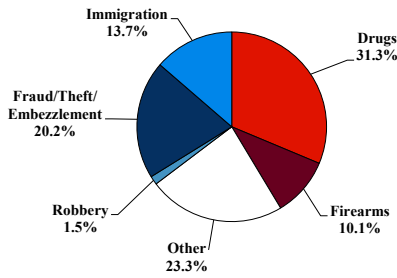
# District at a Glance

## District of Massachusetts

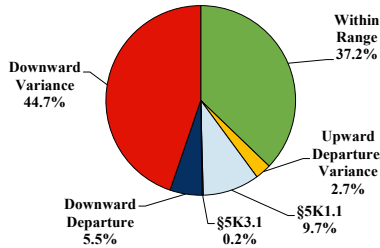
### Fiscal Year 2019



#### Type of Crime



#### Sentence Imposed Relative to the Guideline Range



#### SENTENCING INFORMATION BY TYPE OF CRIME

	TOTAL	Immigration	Drug Trafficking	Firearms	Fraud/Theft/Embezzle	Robbery	Child Porn	Money Laundering	All Other
	476	65	149	48	96	7	12	26	73
Mean Sentence (months)	41	14	43	42	20	69	102	38	75
Median Sentence (months)	18	8	30	29	12	60	84	24	12

#### IMPRISONMENT

<b>Total Receiving Imprisonment</b>	<b>434</b>	<b>63</b>	<b>141</b>	<b>47</b>	<b>85</b>	<b>6</b>	<b>12</b>	<b>21</b>	<b>59</b>
Prison Only	376	63	115	38	76	4	11	19	50
Up to 12 Months	111	35	24	2	27	0	2	4	17
13 to 60 Months	190	27	61	32	41	1	3	10	15
61 to 120 Months	42	1	21	2	7	2	4	3	2
Over 120 Months	33	0	9	2	1	1	2	2	16
Prison and Alternatives	58	0	26	9	9	2	1	2	9

#### PROBATION

<b>Total Receiving Probation</b>	<b>41</b>	<b>1</b>	<b>8</b>	<b>1</b>	<b>11</b>	<b>1</b>	<b>0</b>	<b>5</b>	<b>14</b>
Probation Only	26	1	7	0	6	0	0	4	8
Probation and Alternatives	15	0	1	1	5	1	0	1	6

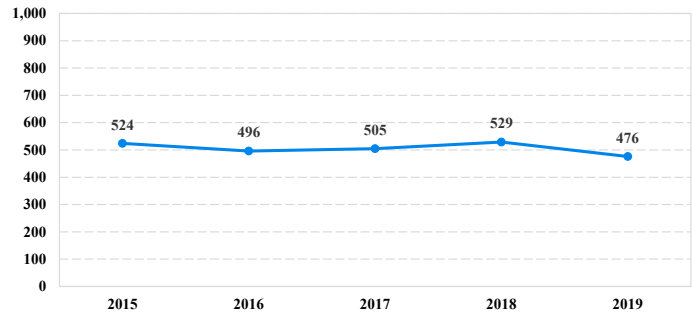
#### FINE ONLY

<b>FINE ONLY</b>	<b>1</b>	<b>1</b>	<b>0</b>	<b>0</b>	<b>0</b>	<b>0</b>	<b>0</b>	<b>0</b>	<b>0</b>
------------------	----------	----------	----------	----------	----------	----------	----------	----------	----------

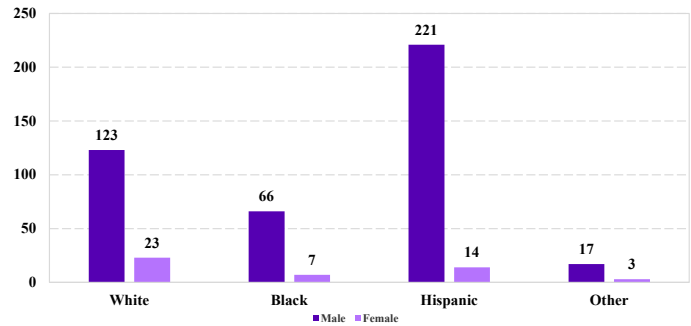
Cases with indeterminable sentence terms are excluded from the calculation of the Mean Sentence or Median Sentence category. Sentences greater than 470 months and probation were included in the sentence average computations as 470 months and zero months, respectively. Cases in the Total Receiving Imprisonment, Total Receiving Probation, and Fine Only categories total 100 percent of all cases. Cases missing information required for a specific analysis were excluded from that analysis. Descriptions of variables used in this analysis are provided in Appendix A.

SOURCE: U.S. Sentencing Commission, 2015 - 2019 Datafiles, USSCFY15 - USSCFY19.

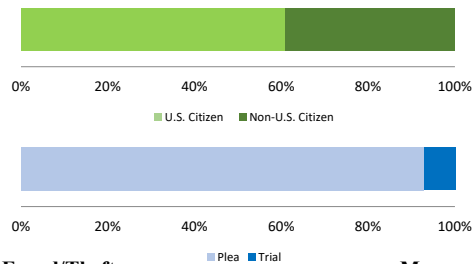
#### Number of Federal Offenders Over Time



#### Race and Gender



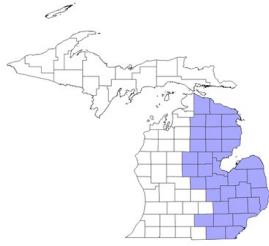
#### Citizenship, Guilty Pleas, and Trials



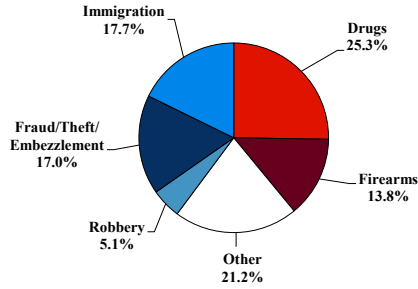
# District at a Glance

## Eastern District of Michigan

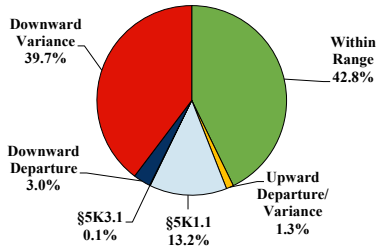
### Fiscal Year 2019



#### Type of Crime



#### Sentence Imposed Relative to the Guideline Range



#### SENTENCING INFORMATION BY TYPE OF CRIME

	TOTAL	Immigration	Drug Trafficking	Firearms	Fraud/Theft /Embezzle	Robbery	Child Porn	Money Laundering	All Other
<b>TOTAL</b>	<b>879</b>	<b>156</b>	<b>216</b>	<b>121</b>	<b>149</b>	<b>45</b>	<b>24</b>	<b>19</b>	<b>149</b>
Mean Sentence (months)	58	4	81	43	27	112	116	43	99
Median Sentence (months)	28	3	60	36	18	63	78	24	27

#### IMPRISONMENT

<b>Total Receiving Imprisonment</b>	<b>828</b>	<b>156</b>	<b>212</b>	<b>113</b>	<b>127</b>	<b>44</b>	<b>24</b>	<b>19</b>	<b>133</b>
Prison Only	814	156	206	111	124	44	23	19	131
Up to 12 Months	241	142	20	11	31	0	1	8	28
13 to 60 Months	337	14	85	76	79	17	9	6	51
61 to 120 Months	134	0	64	21	12	14	7	4	12
Over 120 Months	102	0	37	3	2	13	6	1	40
Prison and Alternatives	14	0	6	2	3	0	1	0	2

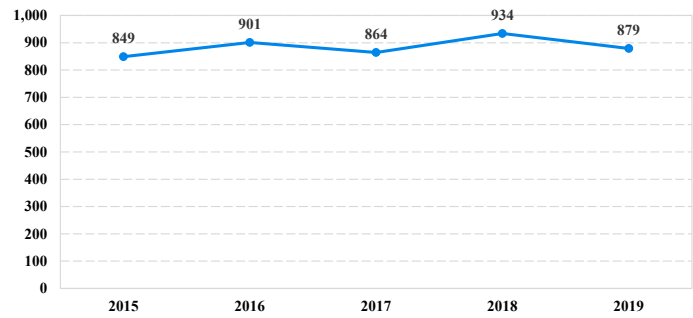
#### PROBATION

<b>Total Receiving Probation</b>	<b>50</b>	<b>0</b>	<b>4</b>	<b>8</b>	<b>22</b>	<b>1</b>	<b>0</b>	<b>0</b>	<b>15</b>
Probation Only	45	0	4	8	18	1	0	0	14
Probation and Alternatives	5	0	0	0	4	0	0	0	1
<b>FINE ONLY</b>	<b>1</b>	<b>0</b>	<b>0</b>	<b>0</b>	<b>0</b>	<b>0</b>	<b>0</b>	<b>0</b>	<b>1</b>

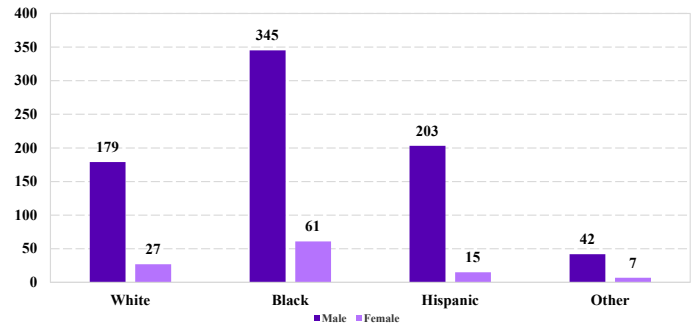
Cases with indeterminable sentence terms are excluded from the calculation of the Mean Sentence or Median Sentence category. Sentences greater than 470 months and probation were included in the sentence average computations as 470 months and zero months, respectively. Cases in the Total Receiving Imprisonment, Total Receiving Probation, and Fine Only categories total 100 percent of all cases. Cases missing information required for a specific analysis were excluded from that analysis. Descriptions of variables used in this analysis are provided in Appendix A.

SOURCE: U.S. Sentencing Commission, 2015 - 2019 Datafiles, USSCFY15 - USSCFY19.

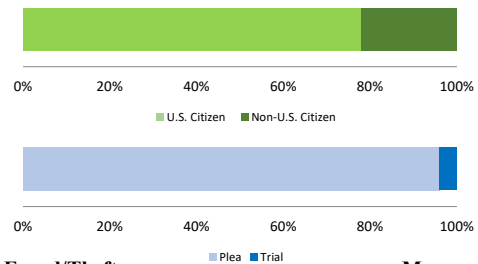
#### Number of Federal Offenders Over Time



#### Race and Gender



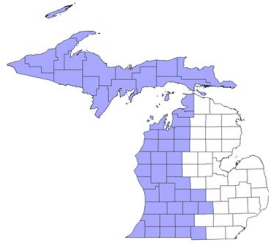
#### Citizenship, Guilty Pleas, and Trials



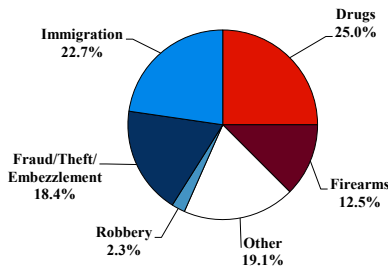
# District at a Glance

## Western District of Michigan

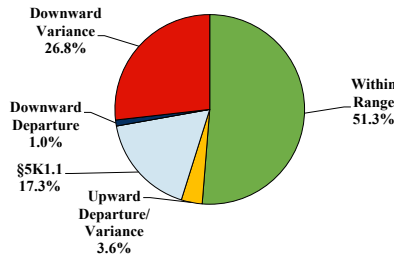
### Fiscal Year 2019



#### Type of Crime



#### Sentence Imposed Relative to the Guideline Range



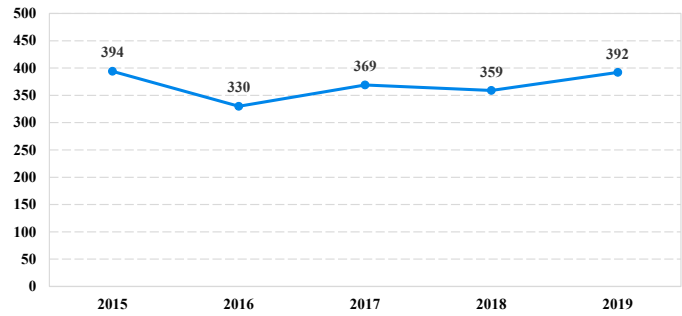
#### SENTENCING INFORMATION BY TYPE OF CRIME

	TOTAL	Immigration	Drug Trafficking	Firearms	Fraud/Theft /Embezzle	Robbery	Child Porn	Money Laundering	All Other
<b>Total</b>	<b>392</b>	<b>89</b>	<b>97</b>	<b>49</b>	<b>72</b>	<b>9</b>	<b>8</b>	<b>1</b>	<b>67</b>
Mean Sentence (months)	59	7	105	66	23	90	176	--	78
Median Sentence (months)	27	3	84	60	15	84	162	--	24
<b>IMPRISONMENT</b>									
<b>Total Receiving Imprisonment</b>	<b>350</b>	<b>87</b>	<b>96</b>	<b>47</b>	<b>56</b>	<b>9</b>	<b>8</b>	<b>1</b>	<b>46</b>
Prison Only	341	87	96	45	53	9	6	1	44
Up to 12 Months	88	69	0	2	12	0	0	1	4
13 to 60 Months	136	18	33	22	36	3	1	0	23
61 to 120 Months	70	0	39	18	3	3	1	0	6
Over 120 Months	47	0	24	3	2	3	4	0	11
Prison and Alternatives	9	0	0	2	3	0	2	0	2
<b>PROBATION</b>									
<b>Total Receiving Probation</b>	<b>41</b>	<b>2</b>	<b>1</b>	<b>2</b>	<b>15</b>	<b>0</b>	<b>0</b>	<b>0</b>	<b>21</b>
Probation Only	27	2	0	1	12	0	0	0	12
Probation and Alternatives	14	0	1	1	3	0	0	0	9
<b>FINE ONLY</b>									
<b>Total</b>	<b>1</b>	<b>0</b>	<b>0</b>	<b>0</b>	<b>1</b>	<b>0</b>	<b>0</b>	<b>0</b>	<b>0</b>

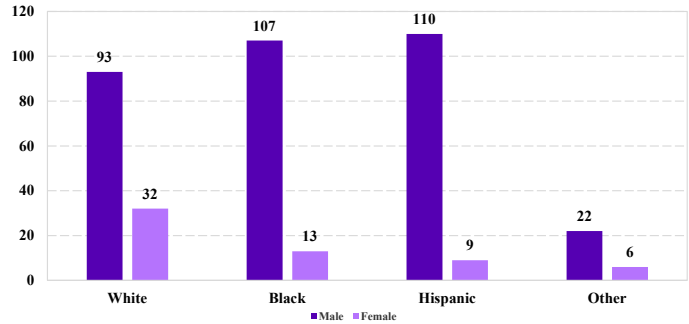
Cases with indeterminable sentence terms are excluded from the calculation of the Mean Sentence or Median Sentence category. Sentences greater than 470 months and probation were included in the sentence average computations as 470 months and zero months, respectively. Cases in the Total Receiving Imprisonment, Total Receiving Probation, and Fine Only categories total 100 percent of all cases. Cases missing information required for a specific analysis were excluded from that analysis. Descriptions of variables used in this analysis are provided in Appendix A.

SOURCE: U.S. Sentencing Commission, 2015 - 2019 Datafiles, USSCFY15 - USSCFY19.

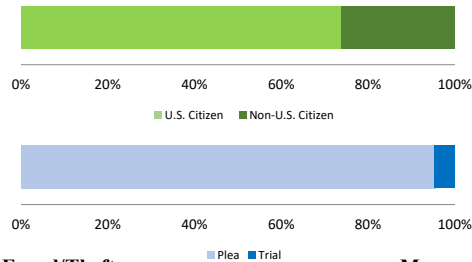
#### Number of Federal Offenders Over Time



#### Race and Gender



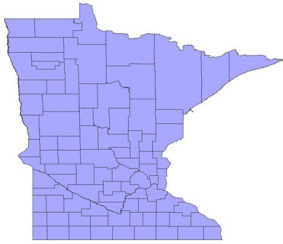
#### Citizenship, Guilty Pleas, and Trials



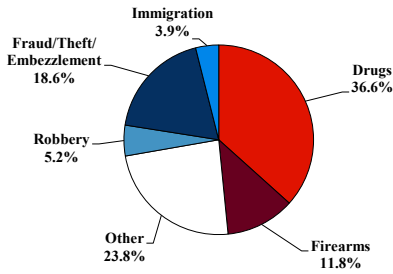
# District at a Glance

## District of Minnesota

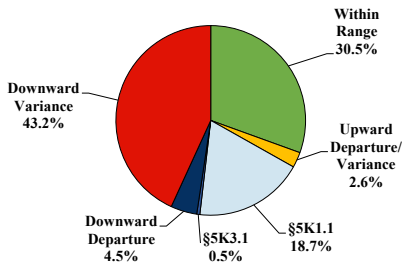
### Fiscal Year 2019



#### Type of Crime



#### Sentence Imposed Relative to the Guideline Range



#### SENTENCING INFORMATION BY TYPE OF CRIME

	TOTAL	Immigration	Drug Trafficking	Firearms	Fraud/Theft/Embezzlement	Robbery	Child Porn	Money Laundering	All Other
<b>Total</b>	<b>382</b>	<b>15</b>	<b>139</b>	<b>45</b>	<b>71</b>	<b>20</b>	<b>20</b>	<b>6</b>	<b>66</b>
Mean Sentence (months)	85	15	93	76	32	97	148	55	128
Median Sentence (months)	60	15	84	70	15	91	180	16	46

#### IMPRISONMENT

<b>Total Receiving Imprisonment</b>	<b>343</b>	<b>14</b>	<b>136</b>	<b>44</b>	<b>50</b>	<b>18</b>	<b>20</b>	<b>6</b>	<b>55</b>
Prison Only	338	14	134	44	49	17	20	6	54
Up to 12 Months	20	4	2	2	7	0	0	0	5
13 to 60 Months	134	10	47	17	31	5	0	4	20
61 to 120 Months	93	0	48	18	8	6	9	1	3
Over 120 Months	91	0	37	7	3	6	11	1	26
Prison and Alternatives	5	0	2	0	1	1	0	0	1

#### PROBATION

<b>Total Receiving Probation</b>	<b>38</b>	<b>1</b>	<b>3</b>	<b>1</b>	<b>21</b>	<b>2</b>	<b>0</b>	<b>0</b>	<b>10</b>
Probation Only	25	1	1	1	14	1	0	0	7
Probation and Alternatives	13	0	2	0	7	1	0	0	3

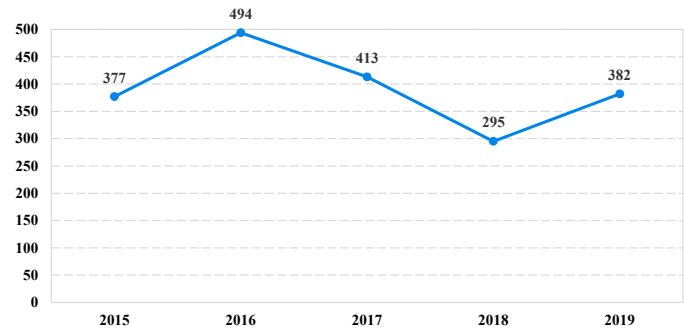
#### FINE ONLY

<b>Total</b>	<b>1</b>	<b>0</b>	<b>0</b>	<b>0</b>	<b>0</b>	<b>0</b>	<b>0</b>	<b>0</b>	<b>1</b>
--------------	----------	----------	----------	----------	----------	----------	----------	----------	----------

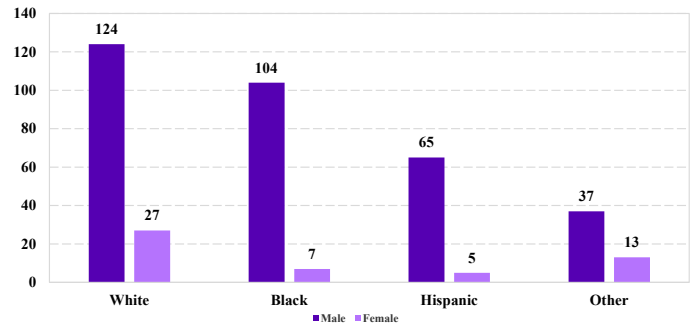
Cases with indeterminable sentence terms are excluded from the calculation of the Mean Sentence or Median Sentence category. Sentences greater than 470 months and probation were included in the sentence average computations as 470 months and zero months, respectively. Cases in the Total Receiving Imprisonment, Total Receiving Probation, and Fine Only categories total 100 percent of all cases. Cases missing information required for a specific analysis were excluded from that analysis. Descriptions of variables used in this analysis are provided in Appendix A.

SOURCE: U.S. Sentencing Commission, 2015 - 2019 Datafiles, USSCFY15 - USSCFY19.

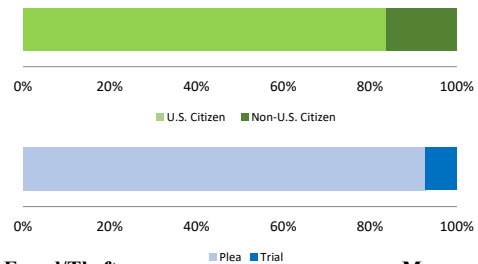
#### Number of Federal Offenders Over Time



#### Race and Gender



#### Citizenship, Guilty Pleas, and Trials



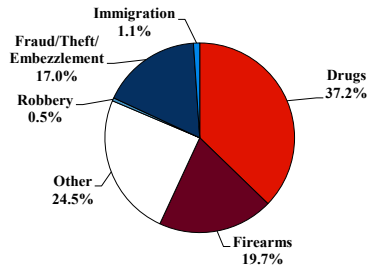
# District at a Glance

## Northern District of Mississippi

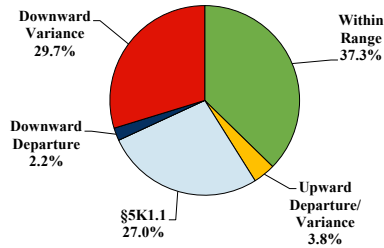
### Fiscal Year 2019



#### Type of Crime



#### Sentence Imposed Relative to the Guideline Range



#### SENTENCING INFORMATION BY TYPE OF CRIME

	TOTAL	Immigration	Drug Trafficking	Firearms	Fraud/Theft /Embezzle	Robbery	Child Porn	Money Laundering	All Other
<b>Total</b>	<b>188</b>	<b>2</b>	<b>68</b>	<b>37</b>	<b>32</b>	<b>1</b>	<b>6</b>	<b>4</b>	<b>38</b>
Mean Sentence (months)	38	--	52	36	16	--	75	64	26
Median Sentence (months)	24	--	36	30	18	--	73	50	19

#### IMPRISONMENT

	TOTAL	Immigration	Drug Trafficking	Firearms	Fraud/Theft /Embezzle	Robbery	Child Porn	Money Laundering	All Other
<b>Total Receiving Imprisonment</b>	<b>160</b>	<b>2</b>	<b>60</b>	<b>33</b>	<b>24</b>	<b>1</b>	<b>6</b>	<b>2</b>	<b>32</b>
Prison Only	153	2	59	33	23	1	6	2	27
Up to 12 Months	21	0	5	4	5	0	0	0	7
13 to 60 Months	95	2	32	23	18	0	3	0	17
61 to 120 Months	27	0	15	5	0	1	3	1	2
Over 120 Months	10	0	7	1	0	0	0	1	1
Prison and Alternatives	7	0	1	0	1	0	0	0	5

#### PROBATION

	TOTAL	Immigration	Drug Trafficking	Firearms	Fraud/Theft /Embezzle	Robbery	Child Porn	Money Laundering	All Other
<b>Total Receiving Probation</b>	<b>28</b>	<b>0</b>	<b>8</b>	<b>4</b>	<b>8</b>	<b>0</b>	<b>0</b>	<b>2</b>	<b>6</b>
Probation Only	26	0	8	3	7	0	0	2	6
Probation and Alternatives	2	0	0	1	1	0	0	0	0

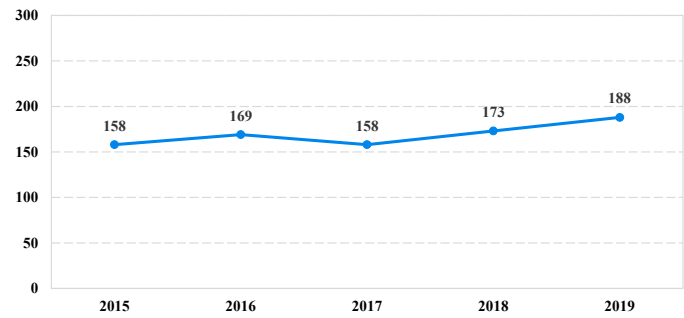
#### FINE ONLY

<b>FINE ONLY</b>	<b>0</b>	<b>0</b>	<b>0</b>	<b>0</b>	<b>0</b>	<b>0</b>	<b>0</b>	<b>0</b>	<b>0</b>
------------------	----------	----------	----------	----------	----------	----------	----------	----------	----------

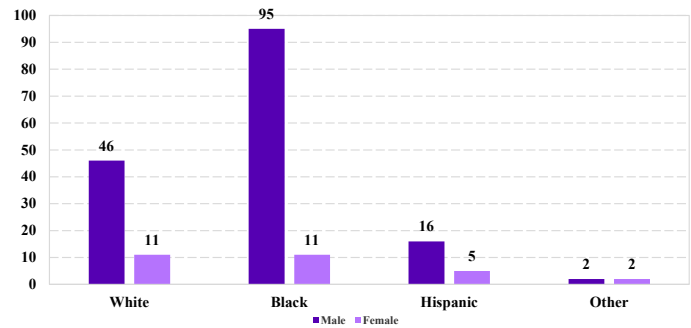
Cases with indeterminable sentence terms are excluded from the calculation of the Mean Sentence or Median Sentence category. Sentences greater than 470 months and probation were included in the sentence average computations as 470 months and zero months, respectively. Cases in the Total Receiving Imprisonment, Total Receiving Probation, and Fine Only categories total 100 percent of all cases. Cases missing information required for a specific analysis were excluded from that analysis. Descriptions of variables used in this analysis are provided in Appendix A.

SOURCE: U.S. Sentencing Commission, 2015 - 2019 Datafiles, USSCFY15 - USSCFY19.

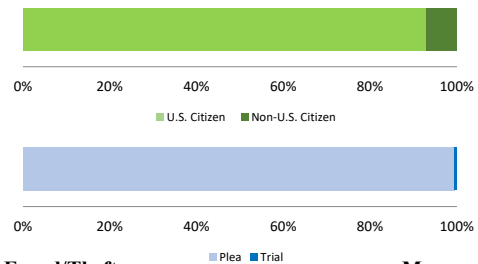
#### Number of Federal Offenders Over Time



#### Race and Gender



#### Citizenship, Guilty Pleas, and Trials



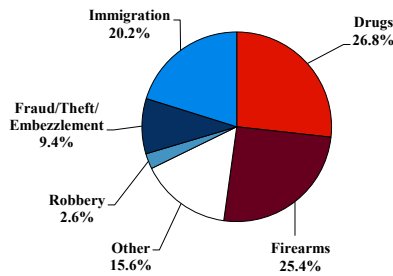
# District at a Glance

## Southern District of Mississippi

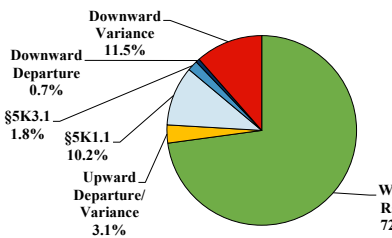
### Fiscal Year 2019



#### Type of Crime



#### Sentence Imposed Relative to the Guideline Range



#### SENTENCING INFORMATION BY TYPE OF CRIME

	TOTAL	Immigration	Drug Trafficking	Firearms	Fraud/Theft /Embezzle	Robbery	Child Porn	Money Laundering	All Other
<b>Total</b>	<b>456</b>	<b>92</b>	<b>122</b>	<b>116</b>	<b>43</b>	<b>12</b>	<b>3</b>	<b>4</b>	<b>64</b>
Mean Sentence (months)	70	7	147	56	19	114	85	137	59
Median Sentence (months)	37	5	120	45	6	96	87	30	14

#### IMPRISONMENT

<b>Total Receiving Imprisonment</b>	<b>435</b>	<b>92</b>	<b>122</b>	<b>115</b>	<b>29</b>	<b>12</b>	<b>3</b>	<b>4</b>	<b>58</b>
Prison Only	428	90	121	112	29	12	3	4	57
Up to 12 Months	123	78	1	6	12	0	0	0	26
13 to 60 Months	147	12	25	69	16	4	0	3	18
61 to 120 Months	77	0	37	30	0	3	3	0	4
Over 120 Months	81	0	58	7	1	5	0	1	9
Prison and Alternatives	7	2	1	3	0	0	0	0	1

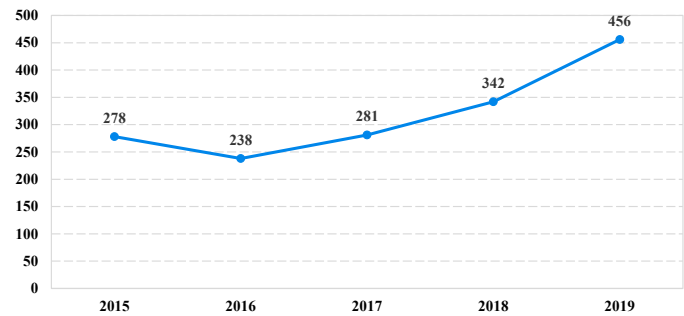
#### PROBATION

<b>Total Receiving Probation</b>	<b>21</b>	<b>0</b>	<b>0</b>	<b>1</b>	<b>14</b>	<b>0</b>	<b>0</b>	<b>0</b>	<b>6</b>
Probation Only	15	0	0	1	9	0	0	0	5
Probation and Alternatives	6	0	0	0	5	0	0	0	1
<b>FINE ONLY</b>	<b>0</b>	<b>0</b>	<b>0</b>	<b>0</b>	<b>0</b>	<b>0</b>	<b>0</b>	<b>0</b>	<b>0</b>

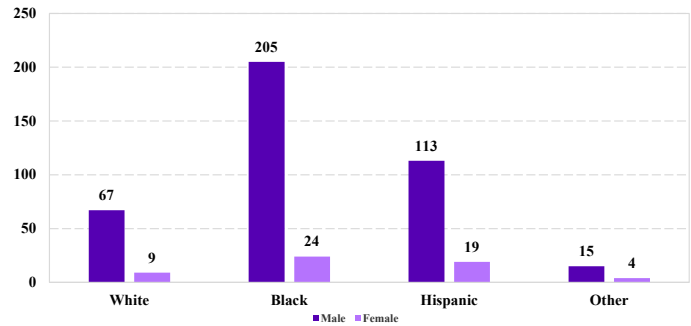
Cases with indeterminable sentence terms are excluded from the calculation of the Mean Sentence or Median Sentence category. Sentences greater than 470 months and probation were included in the sentence average computations as 470 months and zero months, respectively. Cases in the Total Receiving Imprisonment, Total Receiving Probation, and Fine Only categories total 100 percent of all cases. Cases missing information required for a specific analysis were excluded from that analysis. Descriptions of variables used in this analysis are provided in Appendix A.

SOURCE: U.S. Sentencing Commission, 2015 - 2019 Datafiles, USSCFY15 - USSCFY19.

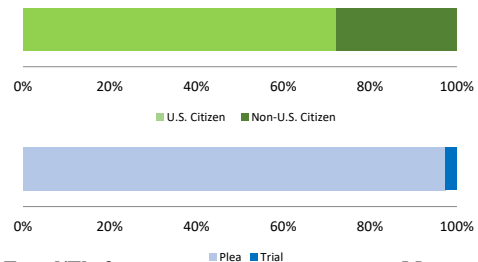
#### Number of Federal Offenders Over Time



#### Race and Gender



#### Citizenship, Guilty Pleas, and Trials



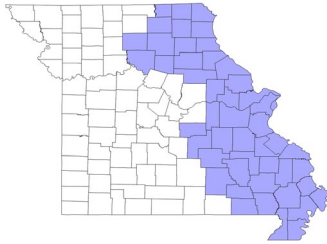
Legend: U.S. Citizen (light blue), Non-U.S. Citizen (dark blue)

Legend: Plea (light blue), Trial (dark blue)

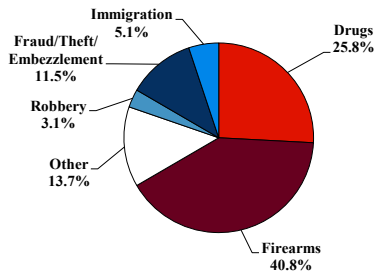
# District at a Glance

## Eastern District of Missouri

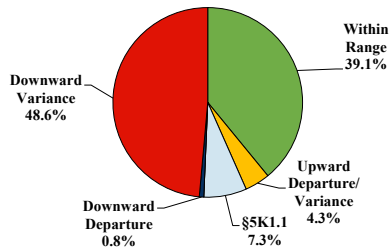
### Fiscal Year 2019



#### Type of Crime



#### Sentence Imposed Relative to the Guideline Range



#### SENTENCING INFORMATION BY TYPE OF CRIME

	TOTAL	Immigration	Drug Trafficking	Firearms	Fraud/Theft/Embezzle	Robbery	Child Porn	Money Laundering	All Other
<b>Total</b>	<b>1,192</b>	<b>61</b>	<b>306</b>	<b>486</b>	<b>137</b>	<b>37</b>	<b>40</b>	<b>16</b>	<b>109</b>
Mean Sentence (months)	47	7	60	41	15	119	82	20	65
Median Sentence (months)	30	5	46	34	12	115	78	1	13

#### IMPRISONMENT

<b>Total Receiving Imprisonment</b>	<b>1,063</b>	<b>61</b>	<b>284</b>	<b>455</b>	<b>96</b>	<b>37</b>	<b>40</b>	<b>7</b>	<b>83</b>
Prison Only	1,037	61	278	449	91	37	38	5	78
Up to 12 Months	143	57	17	26	22	0	0	1	20
13 to 60 Months	607	4	149	338	67	3	16	2	28
61 to 120 Months	204	0	82	73	2	19	15	1	12
Over 120 Months	83	0	30	12	0	15	7	1	18
Prison and Alternatives	26	0	6	6	5	0	2	2	5

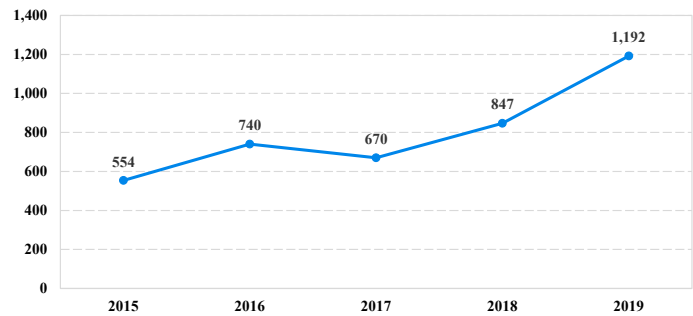
#### PROBATION

<b>Total Receiving Probation</b>	<b>129</b>	<b>0</b>	<b>22</b>	<b>31</b>	<b>41</b>	<b>0</b>	<b>0</b>	<b>9</b>	<b>26</b>
Probation Only	105	0	13	26	33	0	0	8	25
Probation and Alternatives	24	0	9	5	8	0	0	1	1
<b>FINE ONLY</b>	<b>0</b>	<b>0</b>	<b>0</b>	<b>0</b>	<b>0</b>	<b>0</b>	<b>0</b>	<b>0</b>	<b>0</b>

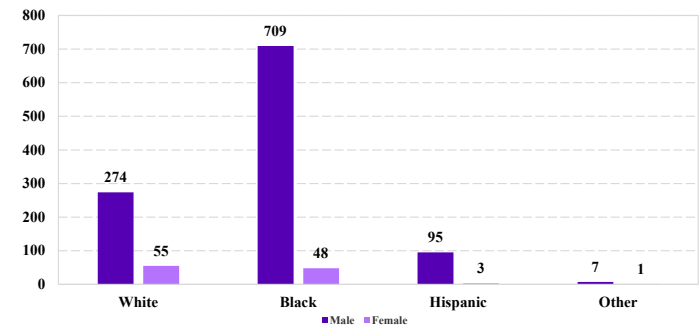
Cases with indeterminable sentence terms are excluded from the calculation of the Mean Sentence or Median Sentence category. Sentences greater than 470 months and probation were included in the sentence average computations as 470 months and zero months, respectively. Cases in the Total Receiving Imprisonment, Total Receiving Probation, and Fine Only categories total 100 percent of all cases. Cases missing information required for a specific analysis were excluded from that analysis. Descriptions of variables used in this analysis are provided in Appendix A.

SOURCE: U.S. Sentencing Commission, 2015 - 2019 Datafiles, USSCFY15 - USSCFY19.

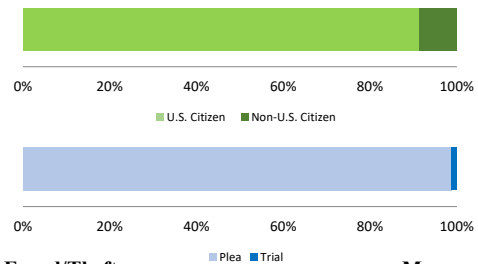
#### Number of Federal Offenders Over Time



#### Race and Gender



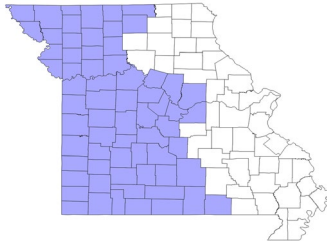
#### Citizenship, Guilty Pleas, and Trials



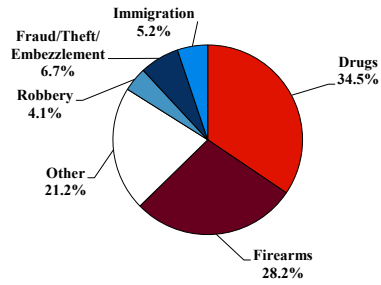
# District at a Glance

## Western District of Missouri

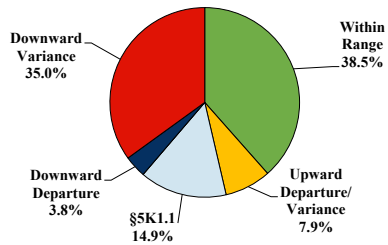
### Fiscal Year 2019



#### Type of Crime



#### Sentence Imposed Relative to the Guideline Range



#### SENTENCING INFORMATION BY TYPE OF CRIME

	TOTAL	Immigration	Drug Trafficking	Firearms	Fraud/Theft /Embezzle	Robbery	Child Porn	Money Laundering	All Other
<b>Total</b>	<b>772</b>	<b>40</b>	<b>266</b>	<b>218</b>	<b>52</b>	<b>32</b>	<b>46</b>	<b>34</b>	<b>84</b>
Mean Sentence (months)	85	16	104	66	15	123	113	118	109
Median Sentence (months)	60	12	90	54	12	96	94	96	43

#### IMPRISONMENT

<b>Total Receiving Imprisonment</b>	<b>715</b>	<b>40</b>	<b>244</b>	<b>212</b>	<b>33</b>	<b>32</b>	<b>45</b>	<b>34</b>	<b>75</b>
Prison Only	712	40	243	211	32	32	45	34	75
Up to 12 Months	41	19	6	3	6	0	0	0	7
13 to 60 Months	285	20	60	124	25	10	6	10	30
61 to 120 Months	227	1	96	66	1	12	26	15	10
Over 120 Months	159	0	81	18	0	10	13	9	28
Prison and Alternatives	3	0	1	1	1	0	0	0	0

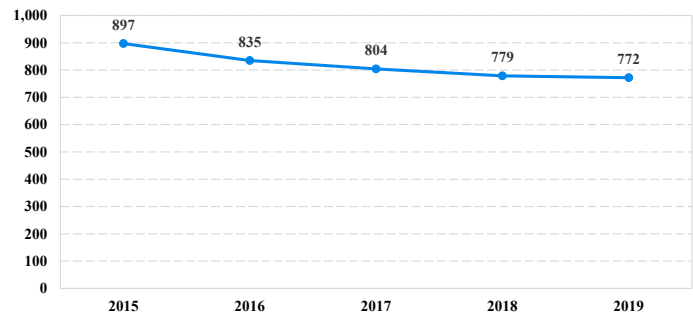
#### PROBATION

<b>Total Receiving Probation</b>	<b>57</b>	<b>0</b>	<b>22</b>	<b>6</b>	<b>19</b>	<b>0</b>	<b>1</b>	<b>0</b>	<b>9</b>
Probation Only	42	0	18	4	13	0	1	0	6
Probation and Alternatives	15	0	4	2	6	0	0	0	3
<b>FINE ONLY</b>	<b>0</b>	<b>0</b>	<b>0</b>	<b>0</b>	<b>0</b>	<b>0</b>	<b>0</b>	<b>0</b>	<b>0</b>

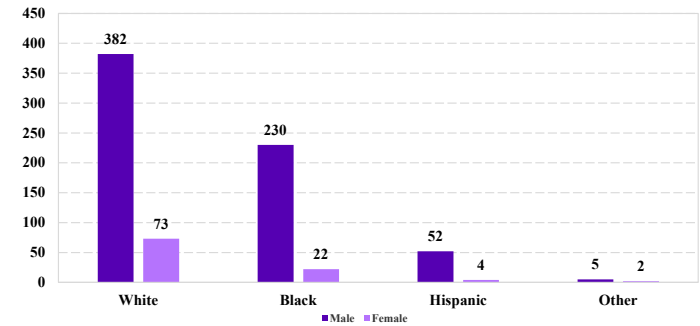
Cases with indeterminable sentence terms are excluded from the calculation of the Mean Sentence or Median Sentence category. Sentences greater than 470 months and probation were included in the sentence average computations as 470 months and zero months, respectively. Cases in the Total Receiving Imprisonment, Total Receiving Probation, and Fine Only categories total 100 percent of all cases. Cases missing information required for a specific analysis were excluded from that analysis. Descriptions of variables used in this analysis are provided in Appendix A.

SOURCE: U.S. Sentencing Commission, 2015 - 2019 Datafiles, USSCFY15 - USSCFY19.

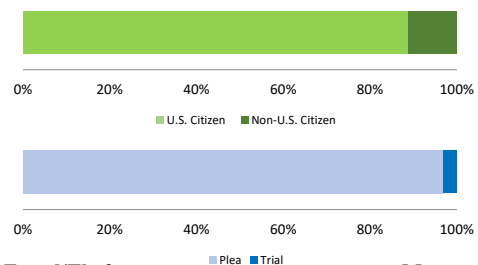
#### Number of Federal Offenders Over Time



#### Race and Gender



#### Citizenship, Guilty Pleas, and Trials

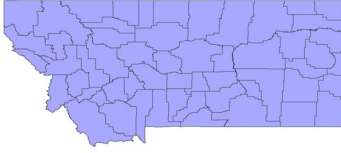




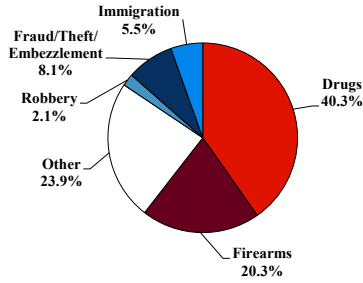
# District at a Glance

## District of Montana

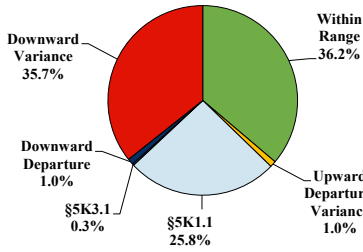
### Fiscal Year 2019



#### Type of Crime



#### Sentence Imposed Relative to the Guideline Range



#### SENTENCING INFORMATION BY TYPE OF CRIME

	TOTAL	Immigration	Drug Trafficking	Firearms	Fraud/Theft/Embezzle	Robbery	Child Porn	Money Laundering	All Other
<b>Total</b>	<b>385</b>	<b>21</b>	<b>154</b>	<b>78</b>	<b>31</b>	<b>8</b>	<b>8</b>	<b>6</b>	<b>79</b>
Mean Sentence (months)	55	4	74	25	10	95	129	65	64
Median Sentence (months)	36	2	66	22	5	107	121	65	30

#### IMPRISONMENT

<b>Total Receiving Imprisonment</b>	<b>351</b>	<b>20</b>	<b>151</b>	<b>66</b>	<b>20</b>	<b>8</b>	<b>8</b>	<b>5</b>	<b>73</b>
Prison Only	343	20	150	65	19	8	8	5	68
Up to 12 Months	68	19	17	10	13	0	0	0	9
13 to 60 Months	153	1	53	51	6	3	1	2	36
61 to 120 Months	78	0	57	4	0	2	2	2	11
Over 120 Months	44	0	23	0	0	3	5	1	12
Prison and Alternatives	8	0	1	1	1	0	0	0	5

#### PROBATION

<b>Total Receiving Probation</b>	<b>34</b>	<b>1</b>	<b>3</b>	<b>12</b>	<b>11</b>	<b>0</b>	<b>0</b>	<b>1</b>	<b>6</b>
Probation Only	31	1	3	12	9	0	0	1	5
Probation and Alternatives	3	0	0	0	2	0	0	0	1

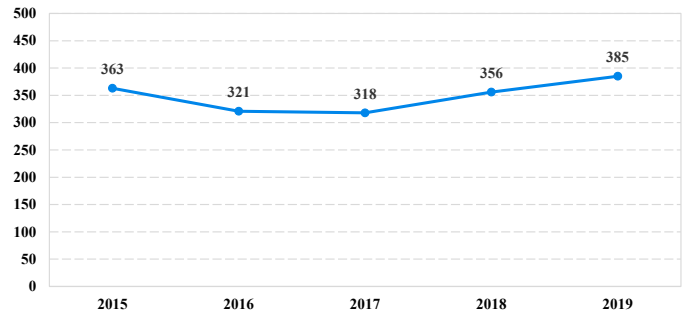
#### FINE ONLY

<b>FINE ONLY</b>	<b>0</b>	<b>0</b>	<b>0</b>	<b>0</b>	<b>0</b>	<b>0</b>	<b>0</b>	<b>0</b>	<b>0</b>
------------------	----------	----------	----------	----------	----------	----------	----------	----------	----------

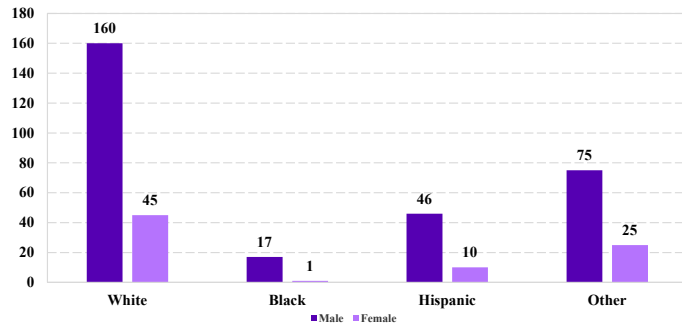
Cases with indeterminable sentence terms are excluded from the calculation of the Mean Sentence or Median Sentence category. Sentences greater than 470 months and probation were included in the sentence average computations as 470 months and zero months, respectively. Cases in the Total Receiving Imprisonment, Total Receiving Probation, and Fine Only categories total 100 percent of all cases. Cases missing information required for a specific analysis were excluded from that analysis. Descriptions of variables used in this analysis are provided in Appendix A.

SOURCE: U.S. Sentencing Commission, 2015 - 2019 Datafiles, USSCFY15 - USSCFY19.

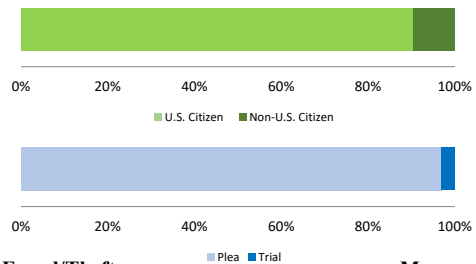
#### Number of Federal Offenders Over Time



#### Race and Gender



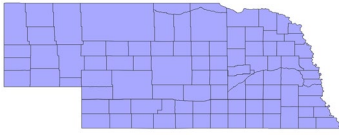
#### Citizenship, Guilty Pleas, and Trials



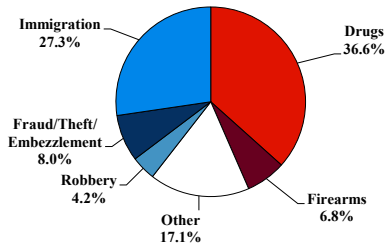
# District at a Glance

## District of Nebraska

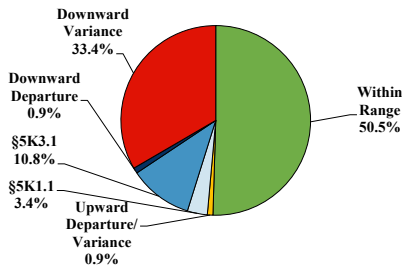
### Fiscal Year 2019



#### Type of Crime



#### Sentence Imposed Relative to the Guideline Range



#### SENTENCING INFORMATION BY TYPE OF CRIME

	TOTAL	Immigration	Drug Trafficking	Firearms	Fraud/Theft /Embezzle	Robbery	Child Porn	Money Laundering	All Other
	527	144	191	36	42	22	19	10	63
Mean Sentence (months)	59	6	104	44	14	137	90	89	43
Median Sentence (months)	30	4	100	37	6	108	78	83	16

#### IMPRISONMENT

<b>Total Receiving Imprisonment</b>	<b>486</b>	<b>142</b>	<b>187</b>	<b>30</b>	<b>32</b>	<b>22</b>	<b>19</b>	<b>8</b>	<b>46</b>
Prison Only	479	142	184	29	30	22	19	8	45
Up to 12 Months	145	116	2	2	17	0	0	0	8
13 to 60 Months	144	26	53	16	11	5	5	1	27
61 to 120 Months	116	0	74	11	2	9	11	4	5
Over 120 Months	74	0	55	0	0	8	3	3	5
Prison and Alternatives	7	0	3	1	2	0	0	0	1

#### PROBATION

<b>Total Receiving Probation</b>	<b>40</b>	<b>2</b>	<b>4</b>	<b>6</b>	<b>10</b>	<b>0</b>	<b>0</b>	<b>2</b>	<b>16</b>
Probation Only	33	1	3	2	9	0	0	2	16
Probation and Alternatives	7	1	1	4	1	0	0	0	0

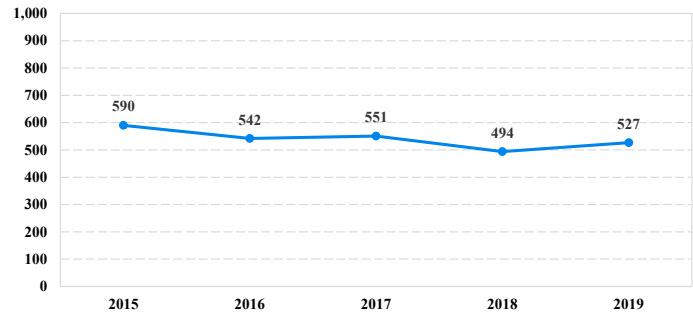
#### FINE ONLY

<b>FINE ONLY</b>	<b>1</b>	<b>0</b>	<b>0</b>	<b>0</b>	<b>0</b>	<b>0</b>	<b>0</b>	<b>0</b>	<b>1</b>
------------------	----------	----------	----------	----------	----------	----------	----------	----------	----------

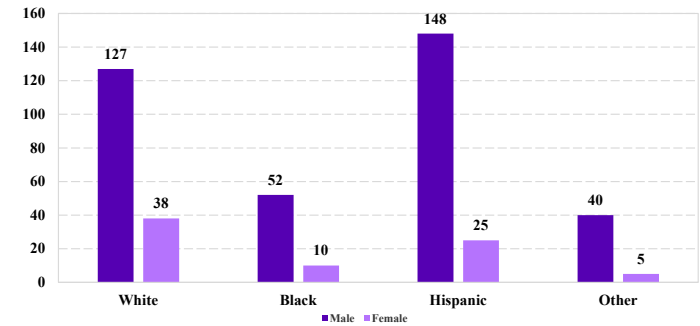
Cases with indeterminable sentence terms are excluded from the calculation of the Mean Sentence or Median Sentence category. Sentences greater than 470 months and probation were included in the sentence average computations as 470 months and zero months, respectively. Cases in the Total Receiving Imprisonment, Total Receiving Probation, and Fine Only categories total 100 percent of all cases. Cases missing information required for a specific analysis were excluded from that analysis. Descriptions of variables used in this analysis are provided in Appendix A.

SOURCE: U.S. Sentencing Commission, 2015 - 2019 Datafiles, USSCFY15 - USSCFY19.

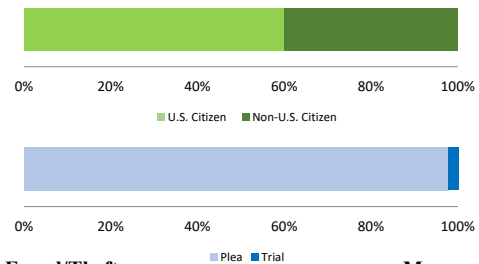
#### Number of Federal Offenders Over Time



#### Race and Gender



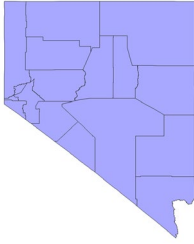
#### Citizenship, Guilty Pleas, and Trials



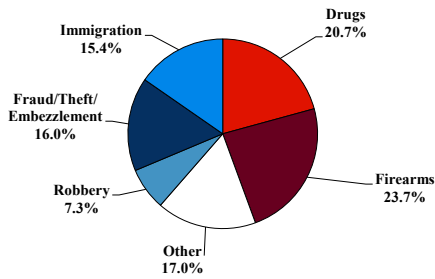
# District at a Glance

## District of Nevada

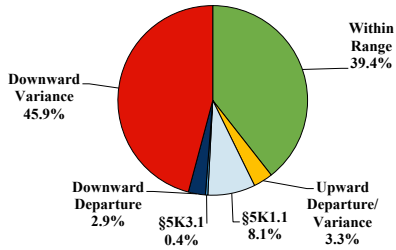
### Fiscal Year 2019



#### Type of Crime



#### Sentence Imposed Relative to the Guideline Range



#### SENTENCING INFORMATION BY TYPE OF CRIME

	TOTAL	Immigration	Drug Trafficking	Firearms	Fraud/Theft/Embezzle	Robbery	Child Porn	Money Laundering	All Other
<b>TOTAL</b>	<b>482</b>	<b>74</b>	<b>98</b>	<b>114</b>	<b>77</b>	<b>35</b>	<b>27</b>	<b>12</b>	<b>45</b>
Mean Sentence (months)	50	12	66	39	23	92	112	41	86
Median Sentence (months)	30	8	60	33	6	63	108	35	21

#### IMPRISONMENT

<b>Total Receiving Imprisonment</b>	<b>416</b>	<b>72</b>	<b>92</b>	<b>105</b>	<b>41</b>	<b>33</b>	<b>27</b>	<b>9</b>	<b>37</b>
Prison Only	381	72	85	94	37	23	26	9	35
Up to 12 Months	71	42	5	8	4	1	1	0	10
13 to 60 Months	193	29	33	67	28	10	7	6	13
61 to 120 Months	77	1	37	17	4	4	9	3	2
Over 120 Months	40	0	10	2	1	8	9	0	10
Prison and Alternatives	35	0	7	11	4	10	1	0	2

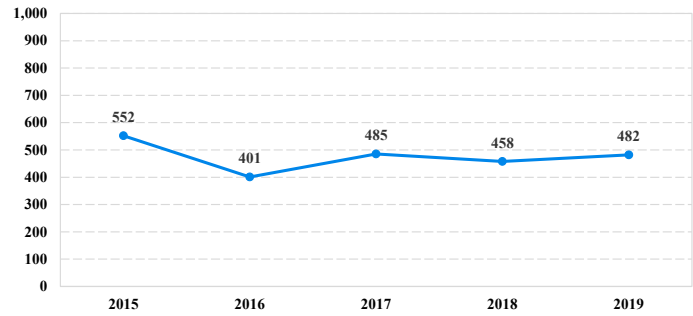
#### PROBATION

<b>Total Receiving Probation</b>	<b>66</b>	<b>2</b>	<b>6</b>	<b>9</b>	<b>36</b>	<b>2</b>	<b>0</b>	<b>3</b>	<b>8</b>
Probation Only	44	2	3	3	28	2	0	1	5
Probation and Alternatives	22	0	3	6	8	0	0	2	3
<b>FINE ONLY</b>	<b>0</b>	<b>0</b>	<b>0</b>	<b>0</b>	<b>0</b>	<b>0</b>	<b>0</b>	<b>0</b>	<b>0</b>

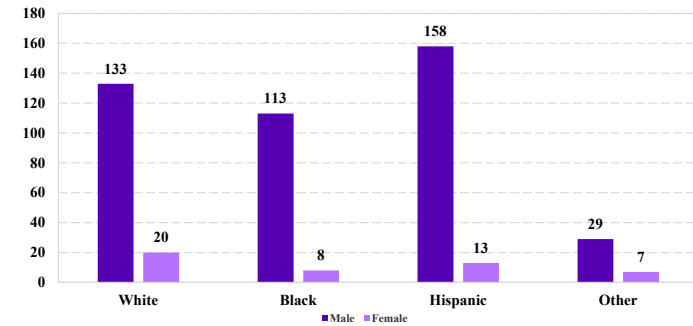
Cases with indeterminable sentence terms are excluded from the calculation of the Mean Sentence or Median Sentence category. Sentences greater than 470 months and probation were included in the sentence average computations as 470 months and zero months, respectively. Cases in the Total Receiving Imprisonment, Total Receiving Probation, and Fine Only categories total 100 percent of all cases. Cases missing information required for a specific analysis were excluded from that analysis. Descriptions of variables used in this analysis are provided in Appendix A.

SOURCE: U.S. Sentencing Commission, 2015 - 2019 Datafiles, USSCFY15 - USSCFY19.

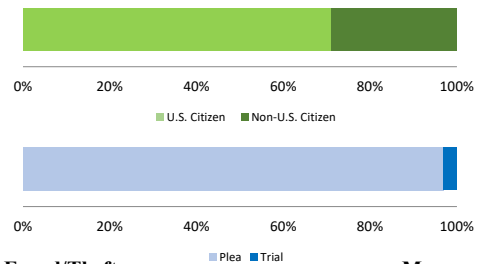
#### Number of Federal Offenders Over Time



#### Race and Gender



#### Citizenship, Guilty Pleas, and Trials



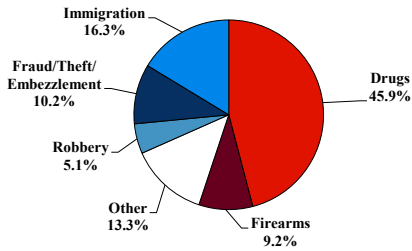
# District at a Glance

## District of New Hampshire

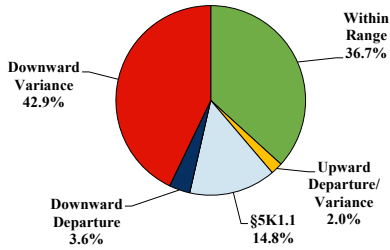
### Fiscal Year 2019



#### Type of Crime



#### Sentence Imposed Relative to the Guideline Range



#### SENTENCING INFORMATION BY TYPE OF CRIME

	TOTAL	Immigration	Drug Trafficking	Firearms	Fraud/Theft/Embezzle	Robbery	Child Porn	Money Laundering	All Other
	196	32	87	18	20	10	2	1	26
Mean Sentence (months)	50	4	70	20	12	66	--	--	76
Median Sentence (months)	24	3	60	6	6	69	--	--	6

#### IMPRISONMENT

<b>Total Receiving Imprisonment</b>	<b>173</b>	<b>31</b>	<b>86</b>	<b>11</b>	<b>11</b>	<b>10</b>	<b>2</b>	<b>1</b>	<b>21</b>
Prison Only	169	31	85	9	10	10	2	1	21
Up to 12 Months	52	28	9	2	4	0	0	0	9
13 to 60 Months	64	3	36	6	6	5	0	1	7
61 to 120 Months	31	0	25	1	0	5	0	0	0
Over 120 Months	22	0	15	0	0	0	2	0	5
Prison and Alternatives	4	0	1	2	1	0	0	0	0

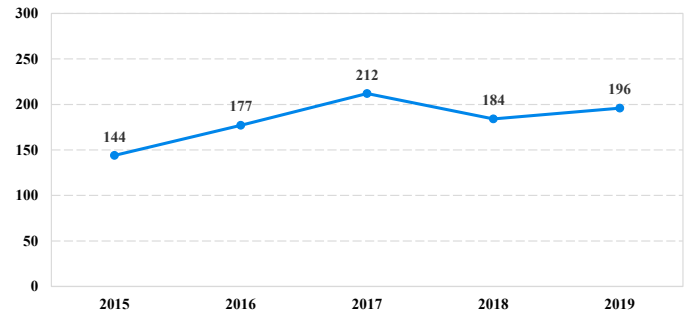
#### PROBATION

<b>Total Receiving Probation</b>	<b>23</b>	<b>1</b>	<b>1</b>	<b>7</b>	<b>9</b>	<b>0</b>	<b>0</b>	<b>0</b>	<b>5</b>
Probation Only	11	1	1	3	4	0	0	0	2
Probation and Alternatives	12	0	0	4	5	0	0	0	3
<b>FINE ONLY</b>	<b>0</b>	<b>0</b>	<b>0</b>	<b>0</b>	<b>0</b>	<b>0</b>	<b>0</b>	<b>0</b>	<b>0</b>

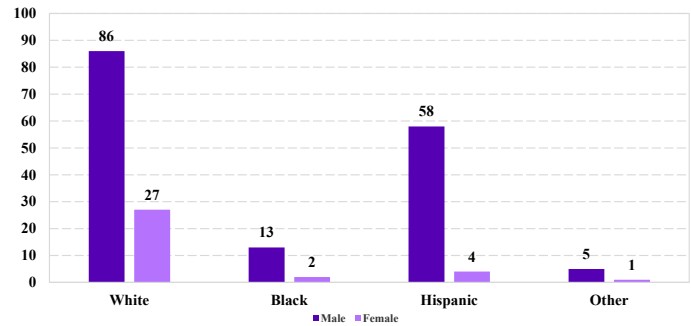
Cases with indeterminable sentence terms are excluded from the calculation of the Mean Sentence or Median Sentence category. Sentences greater than 470 months and probation were included in the sentence average computations as 470 months and zero months, respectively. Cases in the Total Receiving Imprisonment, Total Receiving Probation, and Fine Only categories total 100 percent of all cases. Cases missing information required for a specific analysis were excluded from that analysis. Descriptions of variables used in this analysis are provided in Appendix A.

SOURCE: U.S. Sentencing Commission, 2015 - 2019 Datafiles, USSCFY15 - USSCFY19.

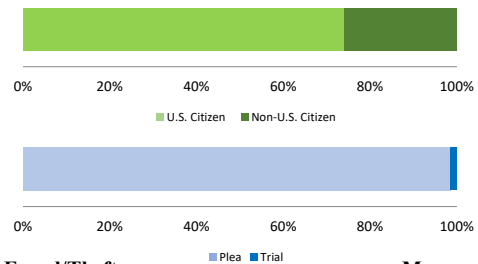
#### Number of Federal Offenders Over Time



#### Race and Gender



#### Citizenship, Guilty Pleas, and Trials



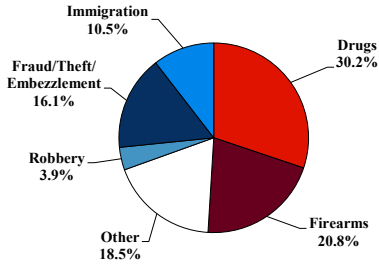
# District at a Glance

## District of New Jersey

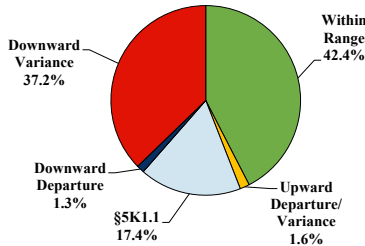
### Fiscal Year 2019



#### Type of Crime



#### Sentence Imposed Relative to the Guideline Range



#### SENTENCING INFORMATION BY TYPE OF CRIME

	TOTAL	Immigration	Drug Trafficking	Firearms	Fraud/Theft/Embezzle	Robbery	Child Porn	Money Laundering	All Other
	620	65	163	129	100	24	20	6	113
Mean Sentence (months)	46	15	56	60	21	102	93	32	38
Median Sentence (months)	28	8	37	54	12	86	75	37	8

#### IMPRISONMENT

<b>Total Receiving Imprisonment</b>	<b>510</b>	<b>64</b>	<b>149</b>	<b>123</b>	<b>66</b>	<b>24</b>	<b>20</b>	<b>5</b>	<b>59</b>
Prison Only	485	64	140	119	62	23	20	4	53
Up to 12 Months	70	39	7	4	10	0	0	0	10
13 to 60 Months	265	22	88	63	44	7	8	4	29
61 to 120 Months	113	3	32	47	7	10	9	0	5
Over 120 Months	37	0	13	5	1	6	3	0	9
Prison and Alternatives	25	0	9	4	4	1	0	1	6

#### PROBATION

<b>Total Receiving Probation</b>	<b>109</b>	<b>1</b>	<b>14</b>	<b>6</b>	<b>34</b>	<b>0</b>	<b>0</b>	<b>1</b>	<b>53</b>
Probation Only	77	0	14	4	21	0	0	1	37
Probation and Alternatives	32	1	0	2	13	0	0	0	16

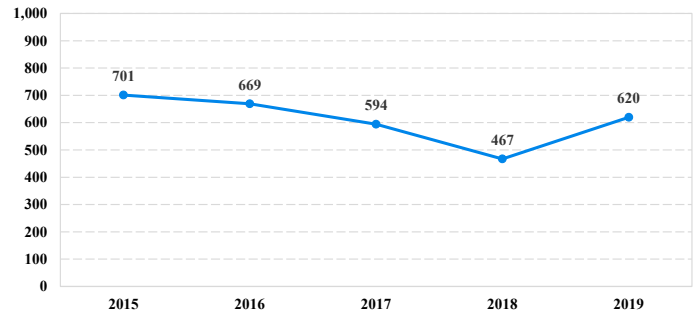
#### FINE ONLY

<b>FINE ONLY</b>	<b>1</b>	<b>0</b>	<b>0</b>	<b>0</b>	<b>0</b>	<b>0</b>	<b>0</b>	<b>0</b>	<b>1</b>
------------------	----------	----------	----------	----------	----------	----------	----------	----------	----------

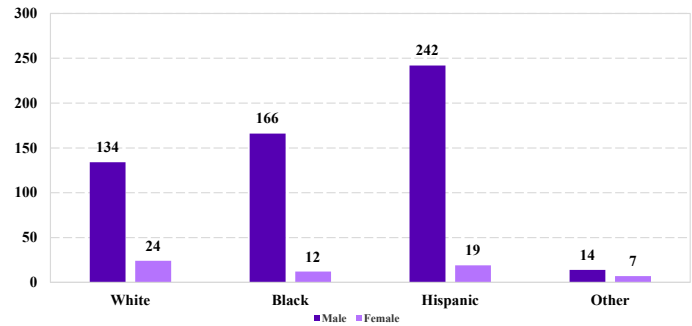
Cases with indeterminable sentence terms are excluded from the calculation of the Mean Sentence or Median Sentence category. Sentences greater than 470 months and probation were included in the sentence average computations as 470 months and zero months, respectively. Cases in the Total Receiving Imprisonment, Total Receiving Probation, and Fine Only categories total 100 percent of all cases. Cases missing information required for a specific analysis were excluded from that analysis. Descriptions of variables used in this analysis are provided in Appendix A.

SOURCE: U.S. Sentencing Commission, 2015 - 2019 Datafiles, USSCFY15 - USSCFY19.

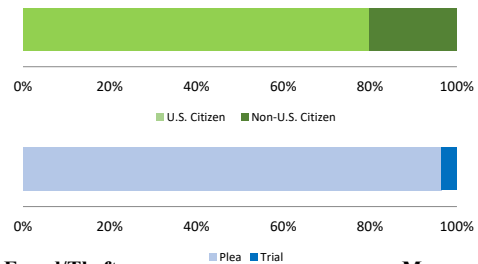
#### Number of Federal Offenders Over Time



#### Race and Gender



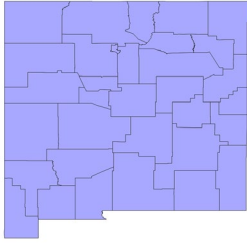
#### Citizenship, Guilty Pleas, and Trials



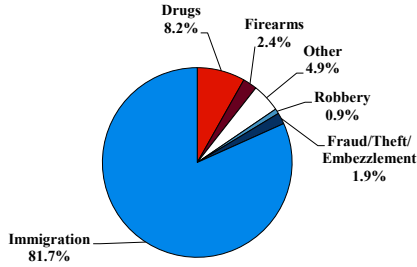
# District at a Glance

## District of New Mexico

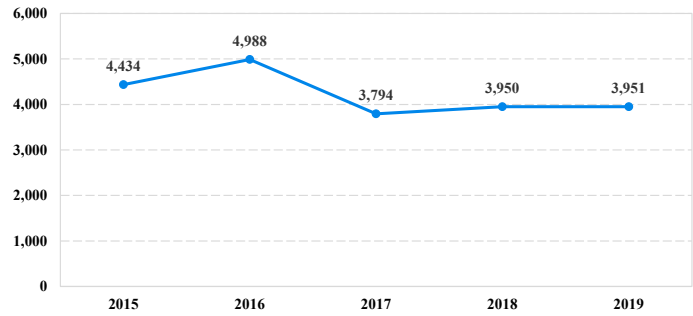
### Fiscal Year 2019



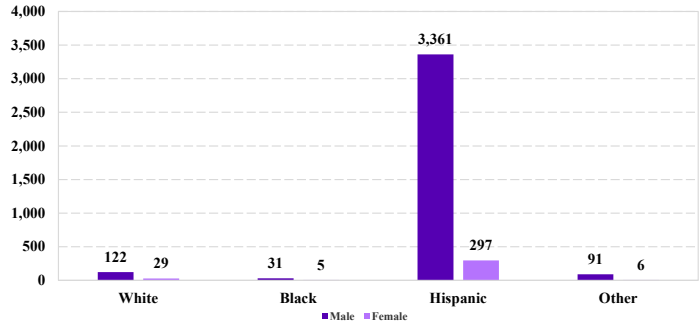
#### Type of Crime



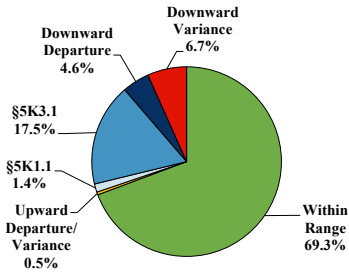
#### Number of Federal Offenders Over Time



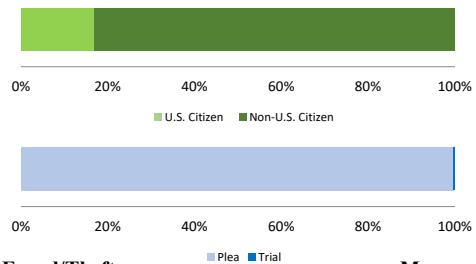
#### Race and Gender



#### Sentence Imposed Relative to the Guideline Range



#### Citizenship, Guilty Pleas, and Trials



#### SENTENCING INFORMATION BY TYPE OF CRIME

	TOTAL	Immigration	Drug Trafficking	Firearms	Fraud/Theft/Embezzle	Robbery	Child Porn	Money Laundering	All Other
	3,951	3,229	322	96	76	34	9	9	176
Mean Sentence (months)	14	4	48	65	9	93	101	53	87
Median Sentence (months)	2	2	36	51	1	59	96	42	32

#### IMPRISONMENT

	TOTAL	Immigration	Drug Trafficking	Firearms	Fraud/Theft/Embezzle	Robbery	Child Porn	Money Laundering	All Other
<b>Total Receiving Imprisonment</b>	<b>3,905</b>	<b>3,216</b>	<b>312</b>	<b>94</b>	<b>69</b>	<b>34</b>	<b>9</b>	<b>7</b>	<b>164</b>
Prison Only	3,702	3,193	250	69	64	19	5	7	95
Up to 12 Months	3,106	2,964	63	3	54	1	0	1	20
13 to 60 Months	446	227	112	39	9	12	2	4	41
61 to 120 Months	95	2	57	17	0	4	2	1	12
Over 120 Months	55	0	18	10	1	2	1	1	22
Prison and Alternatives	203	23	62	25	5	15	4	0	69

#### PROBATION

	TOTAL	Immigration	Drug Trafficking	Firearms	Fraud/Theft/Embezzle	Robbery	Child Porn	Money Laundering	All Other
<b>Total Receiving Probation</b>	<b>46</b>	<b>13</b>	<b>10</b>	<b>2</b>	<b>7</b>	<b>0</b>	<b>0</b>	<b>2</b>	<b>12</b>
Probation Only	39	10	8	2	6	0	0	2	11
Probation and Alternatives	7	3	2	0	1	0	0	0	1

#### FINE ONLY

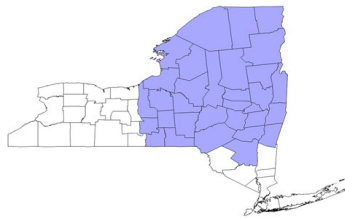
	0	0	0	0	0	0	0	0	0
--	---	---	---	---	---	---	---	---	---

Cases with indeterminable sentence terms are excluded from the calculation of the Mean Sentence or Median Sentence category. Sentences greater than 470 months and probation were included in the sentence average computations as 470 months and zero months, respectively. Cases in the Total Receiving Imprisonment, Total Receiving Probation, and Fine Only categories total 100 percent of all cases. Cases missing information required for a specific analysis were excluded from that analysis. Descriptions of variables used in this analysis are provided in Appendix A.

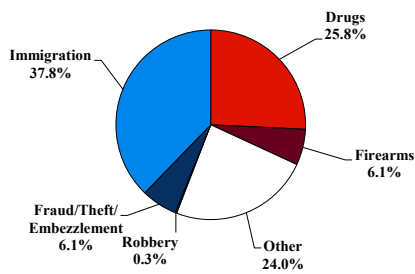
# District at a Glance

## Northern District of New York

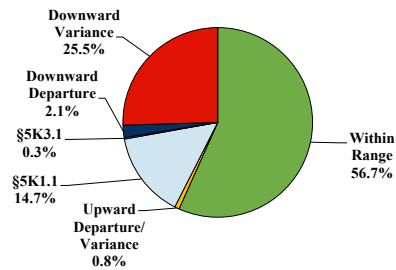
### Fiscal Year 2019



#### Type of Crime



#### Sentence Imposed Relative to the Guideline Range



#### SENTENCING INFORMATION BY TYPE OF CRIME

	TOTAL	Immigration	Drug Trafficking	Firearms	Fraud/Theft /Embezzle	Robbery	Child Porn	Money Laundering	All Other
	392	148	101	24	24	1	23	18	53
Mean Sentence (months)	42	6	58	49	21	--	155	83	56
Median Sentence (months)	12	2	55	40	14	--	120	65	17

#### IMPRISONMENT

<b>Total Receiving Imprisonment</b>	<b>363</b>	<b>143</b>	<b>100</b>	<b>24</b>	<b>18</b>	<b>1</b>	<b>22</b>	<b>18</b>	<b>37</b>
Prison Only	359	142	98	24	18	1	22	17	37
Up to 12 Months	162	128	16	2	5	0	0	3	8
13 to 60 Months	112	13	45	15	11	0	3	5	20
61 to 120 Months	53	1	27	6	2	1	10	5	1
Over 120 Months	32	0	10	1	0	0	9	4	8
Prison and Alternatives	4	1	2	0	0	0	0	1	0

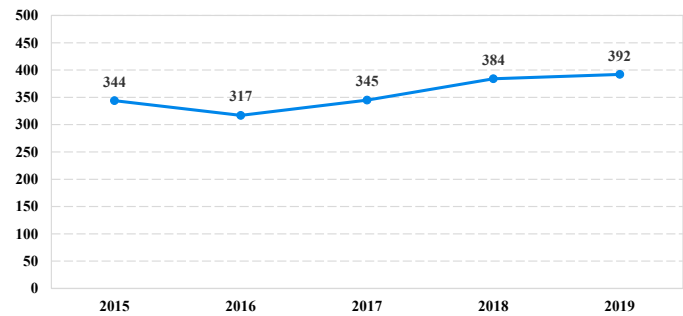
#### PROBATION

<b>Total Receiving Probation</b>	<b>21</b>	<b>5</b>	<b>1</b>	<b>0</b>	<b>6</b>	<b>0</b>	<b>1</b>	<b>0</b>	<b>8</b>
Probation Only	21	5	1	0	6	0	1	0	8
Probation and Alternatives	0	0	0	0	0	0	0	0	0
<b>FINE ONLY</b>	<b>8</b>	<b>0</b>	<b>0</b>	<b>0</b>	<b>0</b>	<b>0</b>	<b>0</b>	<b>0</b>	<b>8</b>

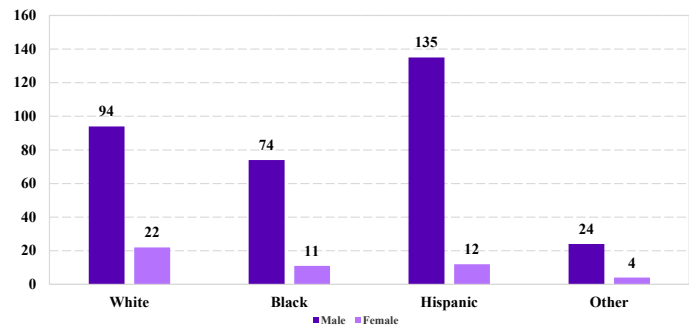
Cases with indeterminable sentence terms are excluded from the calculation of the Mean Sentence or Median Sentence category. Sentences greater than 470 months and probation were included in the sentence average computations as 470 months and zero months, respectively. Cases in the Total Receiving Imprisonment, Total Receiving Probation, and Fine Only categories total 100 percent of all cases. Cases missing information required for a specific analysis were excluded from that analysis. Descriptions of variables used in this analysis are provided in Appendix A.

SOURCE: U.S. Sentencing Commission, 2015 - 2019 Datafiles, USSCFY15 - USSCFY19.

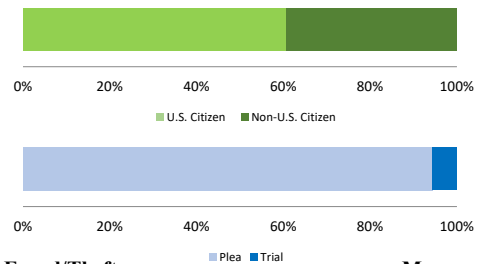
#### Number of Federal Offenders Over Time



#### Race and Gender



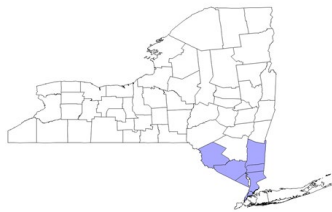
#### Citizenship, Guilty Pleas, and Trials



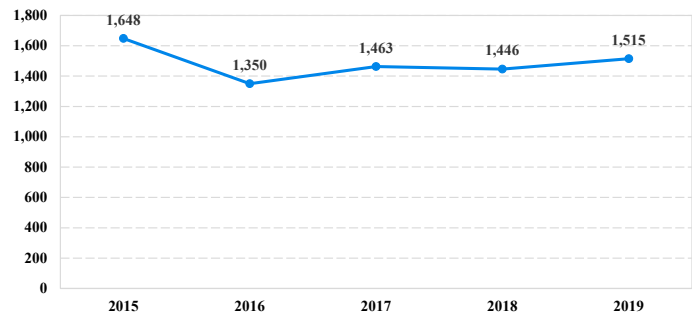
# District at a Glance

## Southern District of New York

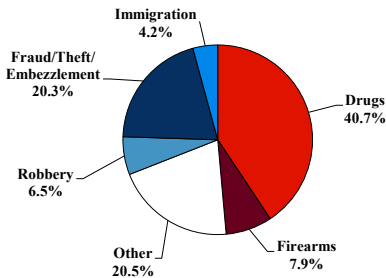
### Fiscal Year 2019



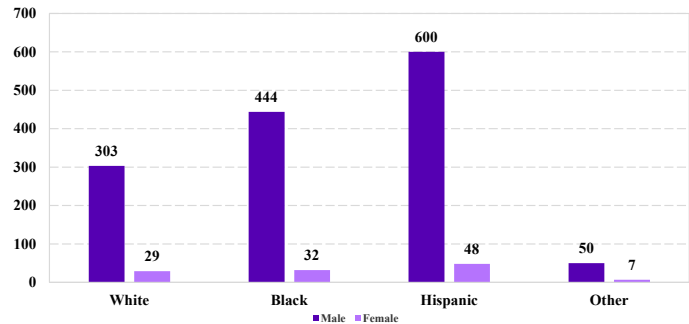
Number of Federal Offenders Over Time



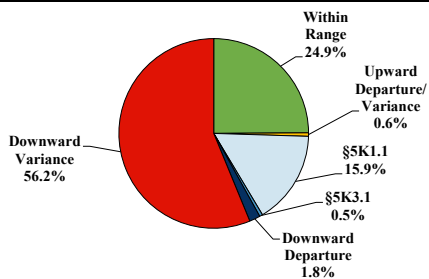
Type of Crime



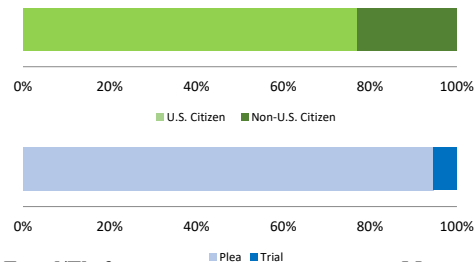
Race and Gender



Sentence Imposed Relative to the Guideline Range



Citizenship, Guilty Pleas, and Trials



#### SENTENCING INFORMATION BY TYPE OF CRIME

	TOTAL	Immigration	Drug Trafficking	Firearms	Fraud/Theft/Embezzle	Robbery	Child Porn	Money Laundering	All Other
<b>TOTAL</b>	<b>1,515</b>	<b>64</b>	<b>608</b>	<b>120</b>	<b>307</b>	<b>98</b>	<b>18</b>	<b>45</b>	<b>255</b>
Mean Sentence (months)	50	10	51	58	21	63	57	53	81
Median Sentence (months)	30	3	40	60	12	48	30	24	30

#### IMPRISONMENT

<b>Total Receiving Imprisonment</b>	<b>1,440</b>	<b>61</b>	<b>601</b>	<b>118</b>	<b>274</b>	<b>98</b>	<b>17</b>	<b>43</b>	<b>228</b>
Prison Only	1,361	60	575	112	246	92	16	42	218
Up to 12 Months	336	39	115	13	91	8	1	12	57
13 to 60 Months	651	21	280	62	134	50	8	20	76
61 to 120 Months	255	0	143	29	18	24	5	6	30
Over 120 Months	119	0	37	8	3	10	2	4	55
Prison and Alternatives	79	1	26	6	28	6	1	1	10

#### PROBATION

<b>Total Receiving Probation</b>	<b>73</b>	<b>3</b>	<b>7</b>	<b>2</b>	<b>33</b>	<b>0</b>	<b>1</b>	<b>2</b>	<b>25</b>
Probation Only	55	3	5	2	24	0	1	1	19
Probation and Alternatives	18	0	2	0	9	0	0	1	6

#### FINE ONLY

<b>FINE ONLY</b>	<b>2</b>	<b>0</b>	<b>0</b>	<b>0</b>	<b>0</b>	<b>0</b>	<b>0</b>	<b>0</b>	<b>2</b>
------------------	----------	----------	----------	----------	----------	----------	----------	----------	----------

Cases with indeterminable sentence terms are excluded from the calculation of the Mean Sentence or Median Sentence category. Sentences greater than 470 months and probation were included in the sentence average computations as 470 months and zero months, respectively. Cases in the Total Receiving Imprisonment, Total Receiving Probation, and Fine Only categories total 100 percent of all cases. Cases missing information required for a specific analysis were excluded from that analysis. Descriptions of variables used in this analysis are provided in Appendix A.

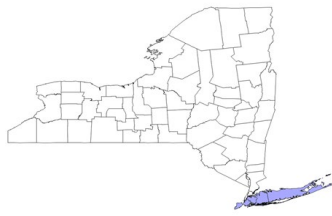
SOURCE: U.S. Sentencing Commission, 2015 - 2019 Datafiles, USSCFY15 - USSCFY19.



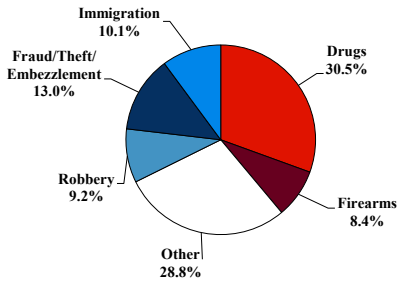
# District at a Glance

## Eastern District of New York

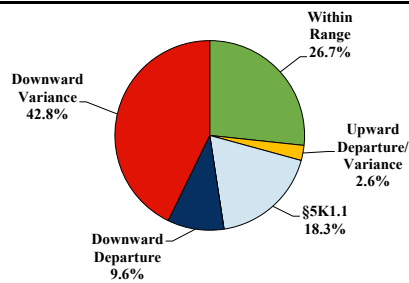
### Fiscal Year 2019



#### Type of Crime



#### Sentence Imposed Relative to the Guideline Range



#### SENTENCING INFORMATION BY TYPE OF CRIME

	TOTAL	Immigration	Drug Trafficking	Firearms	Fraud/Theft /Embezzle	Robbery	Child Porn	Money Laundering	All Other
	622	63	189	52	81	57	21	22	137
Mean Sentence (months)	50	17	46	38	16	91	77	37	74
Median Sentence (months)	24	14	36	33	6	87	60	0	27

#### IMPRISONMENT

<b>Total Receiving Imprisonment</b>	<b>539</b>	<b>62</b>	<b>174</b>	<b>47</b>	<b>60</b>	<b>56</b>	<b>18</b>	<b>17</b>	<b>105</b>
Prison Only	510	62	167	43	59	52	17	16	94
Up to 12 Months	122	23	45	2	25	4	0	8	15
13 to 60 Months	234	38	68	35	30	15	7	6	35
61 to 120 Months	93	1	40	6	4	19	5	1	17
Over 120 Months	61	0	14	0	0	14	5	1	27
Prison and Alternatives	29	0	7	4	1	4	1	1	11

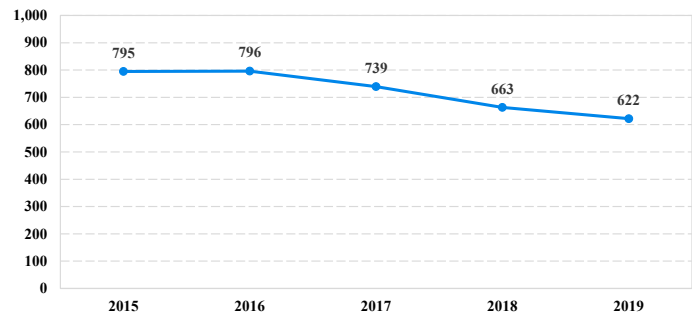
#### PROBATION

<b>Total Receiving Probation</b>	<b>82</b>	<b>1</b>	<b>15</b>	<b>5</b>	<b>21</b>	<b>1</b>	<b>3</b>	<b>5</b>	<b>31</b>
Probation Only	65	0	13	4	14	1	3	5	25
Probation and Alternatives	17	1	2	1	7	0	0	0	6
<b>FINE ONLY</b>	<b>1</b>	<b>0</b>	<b>0</b>	<b>0</b>	<b>0</b>	<b>0</b>	<b>0</b>	<b>0</b>	<b>1</b>

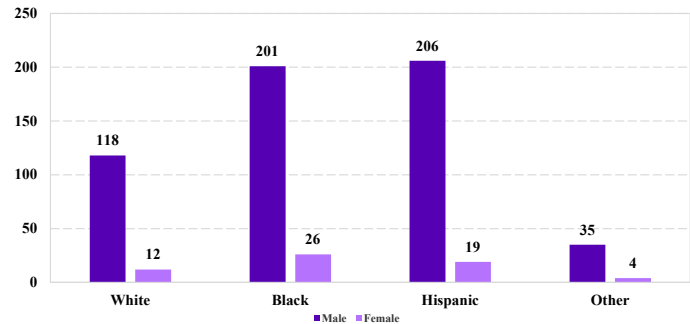
Cases with indeterminable sentence terms are excluded from the calculation of the Mean Sentence or Median Sentence category. Sentences greater than 470 months and probation were included in the sentence average computations as 470 months and zero months, respectively. Cases in the Total Receiving Imprisonment, Total Receiving Probation, and Fine Only categories total 100 percent of all cases. Cases missing information required for a specific analysis were excluded from that analysis. Descriptions of variables used in this analysis are provided in Appendix A.

SOURCE: U.S. Sentencing Commission, 2015 - 2019 Datafiles, USSCFY15 - USSCFY19.

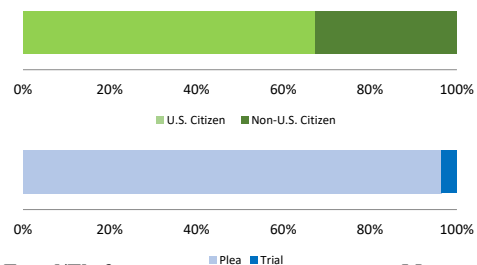
#### Number of Federal Offenders Over Time



#### Race and Gender



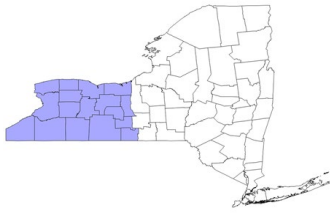
#### Citizenship, Guilty Pleas, and Trials



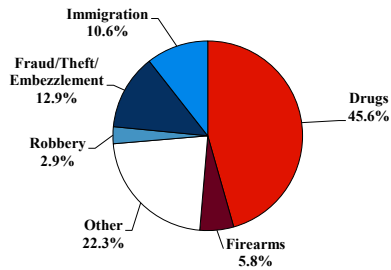
# District at a Glance

## Western District of New York

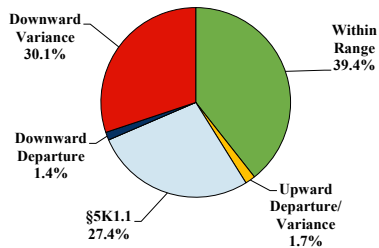
### Fiscal Year 2019



#### Type of Crime



#### Sentence Imposed Relative to the Guideline Range



#### SENTENCING INFORMATION BY TYPE OF CRIME

	TOTAL	Immigration	Drug Trafficking	Firearms	Fraud/Theft/Embezzle	Robbery	Child Porn	Money Laundering	All Other
<b>Total</b>	<b>520</b>	<b>55</b>	<b>233</b>	<b>30</b>	<b>67</b>	<b>15</b>	<b>21</b>	<b>12</b>	<b>87</b>
Mean Sentence (months)	62	3	75	61	13	107	107	58	86
Median Sentence (months)	36	2	60	47	7	96	80	32	33

#### IMPRISONMENT

<b>Total Receiving Imprisonment</b>	<b>460</b>	<b>53</b>	<b>221</b>	<b>27</b>	<b>46</b>	<b>14</b>	<b>21</b>	<b>9</b>	<b>69</b>
Prison Only	442	52	216	27	42	13	21	7	64
Up to 12 Months	93	49	15	0	18	1	0	0	10
13 to 60 Months	169	3	93	15	22	2	9	2	23
61 to 120 Months	102	0	66	9	2	4	6	3	12
Over 120 Months	78	0	42	3	0	6	6	2	19
Prison and Alternatives	18	1	5	0	4	1	0	2	5

#### PROBATION

<b>Total Receiving Probation</b>	<b>57</b>	<b>2</b>	<b>12</b>	<b>3</b>	<b>21</b>	<b>1</b>	<b>0</b>	<b>3</b>	<b>15</b>
Probation Only	33	2	4	2	13	0	0	1	11
Probation and Alternatives	24	0	8	1	8	1	0	2	4

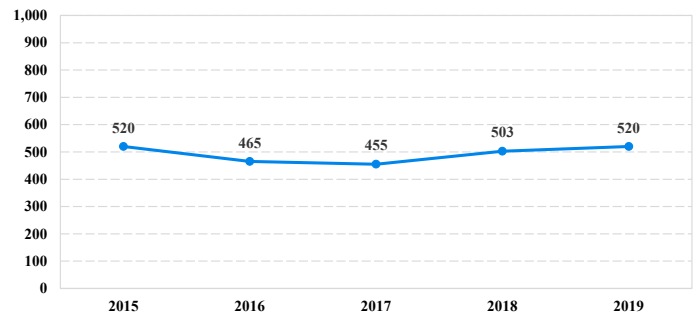
#### FINE ONLY

<b>FINE ONLY</b>	<b>3</b>	<b>0</b>	<b>0</b>	<b>0</b>	<b>0</b>	<b>0</b>	<b>0</b>	<b>0</b>	<b>3</b>
------------------	----------	----------	----------	----------	----------	----------	----------	----------	----------

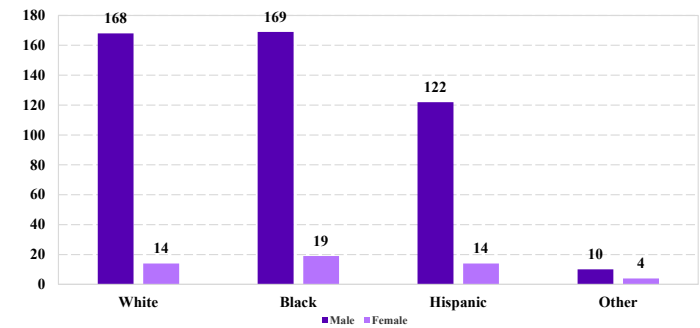
Cases with indeterminable sentence terms are excluded from the calculation of the Mean Sentence or Median Sentence category. Sentences greater than 470 months and probation were included in the sentence average computations as 470 months and zero months, respectively. Cases in the Total Receiving Imprisonment, Total Receiving Probation, and Fine Only categories total 100 percent of all cases. Cases missing information required for a specific analysis were excluded from that analysis. Descriptions of variables used in this analysis are provided in Appendix A.

SOURCE: U.S. Sentencing Commission, 2015 - 2019 Datafiles, USSCFY15 - USSCFY19.

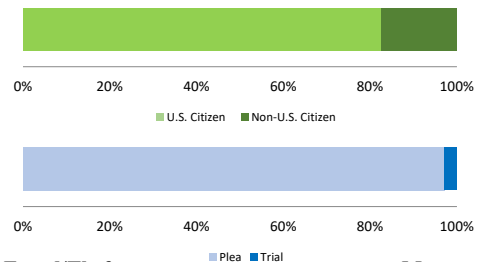
#### Number of Federal Offenders Over Time



#### Race and Gender



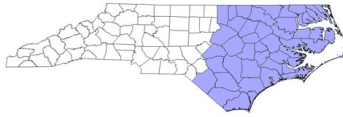
#### Citizenship, Guilty Pleas, and Trials



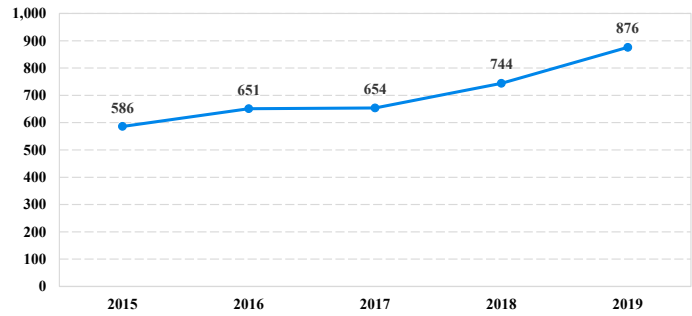
# District at a Glance

## Eastern District of North Carolina

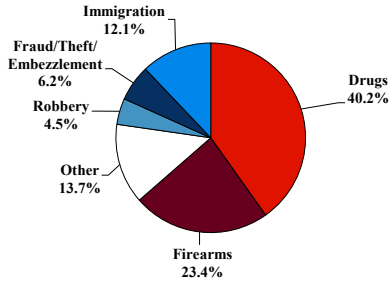
Fiscal Year 2019



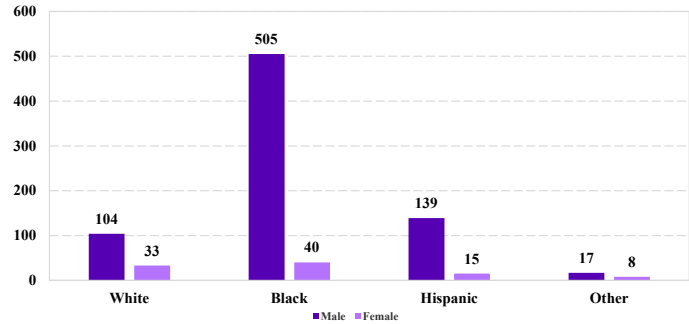
Number of Federal Offenders Over Time



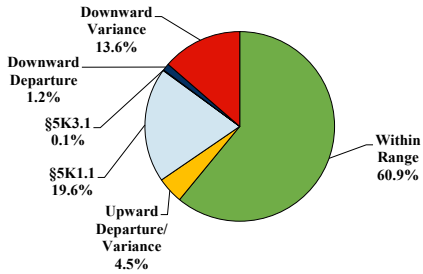
### Type of Crime



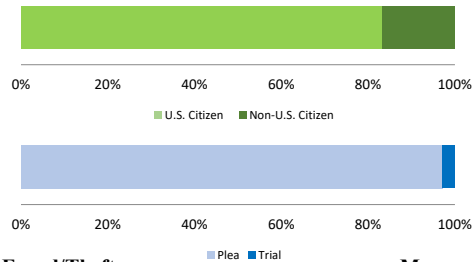
### Race and Gender



### Sentence Imposed Relative to the Guideline Range



### Citizenship, Guilty Pleas, and Trials



### SENTENCING INFORMATION BY TYPE OF CRIME

	TOTAL	Immigration	Drug Trafficking	Firearms	Fraud/Theft /Embezzle	Robbery	Child Porn	Money Laundering	All Other
Mean Sentence (months)	69	11	97	66	26	156	152	20	40
Median Sentence (months)	42	7	84	48	3	130	151	17	0

### IMPRISONMENT

	TOTAL	Immigration	Drug Trafficking	Firearms	Fraud/Theft /Embezzle	Robbery	Child Porn	Money Laundering	All Other
Total Receiving Imprisonment	766	102	317	199	35	39	9	4	61
Prison Only	759	102	316	198	31	39	9	3	61
Up to 12 Months	110	67	7	6	11	0	0	0	19
13 to 60 Months	302	35	103	119	17	1	0	3	24
61 to 120 Months	195	0	120	51	1	15	3	0	5
Over 120 Months	152	0	86	22	2	23	6	0	13
Prison and Alternatives	7	0	1	1	4	0	0	1	0

### PROBATION

	TOTAL	Immigration	Drug Trafficking	Firearms	Fraud/Theft /Embezzle	Robbery	Child Porn	Money Laundering	All Other
Total Receiving Probation	96	4	15	6	15	0	0	2	54
Probation Only	77	3	12	2	12	0	0	2	46
Probation and Alternatives	19	1	3	4	3	0	0	0	8

### FINE ONLY

	14	0	0	0	4	0	0	0	10
--	----	---	---	---	---	---	---	---	----

Cases with indeterminable sentence terms are excluded from the calculation of the Mean Sentence or Median Sentence category. Sentences greater than 470 months and probation were included in the sentence average computations as 470 months and zero months, respectively. Cases in the Total Receiving Imprisonment, Total Receiving Probation, and Fine Only categories total 100 percent of all cases. Cases missing information required for a specific analysis were excluded from that analysis. Descriptions of variables used in this analysis are provided in Appendix A.

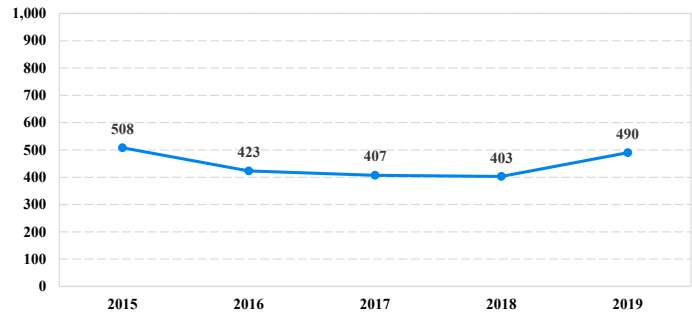
SOURCE: U.S. Sentencing Commission, 2015 - 2019 Datafiles, USSCFY15 - USSCFY19.

# District at a Glance

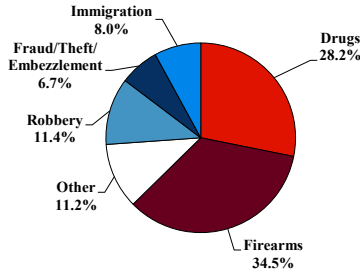
## Middle District of North Carolina

### Fiscal Year 2019

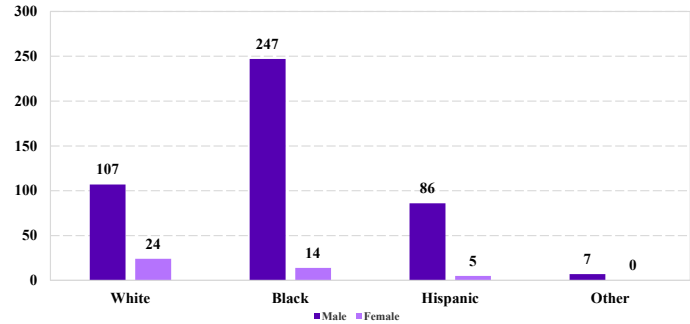
Number of Federal Offenders Over Time



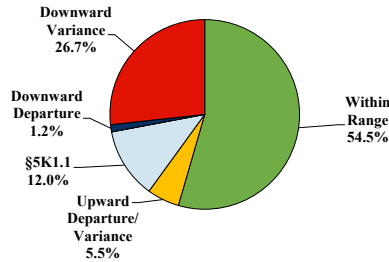
#### Type of Crime



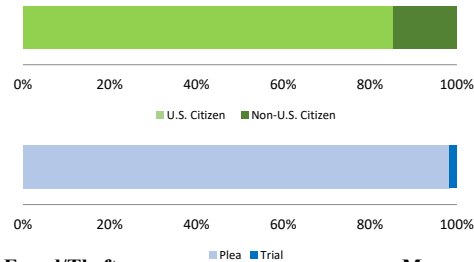
#### Race and Gender



#### Sentence Imposed Relative to the Guideline Range



#### Citizenship, Guilty Pleas, and Trials



#### SENTENCING INFORMATION BY TYPE OF CRIME

	TOTAL	Immigration	Drug Trafficking	Firearms	Fraud/Theft/Embezzle	Robbery	Child Porn	Money Laundering	All Other
	490	39	135	169	33	56	19	6	33
Mean Sentence (months)	68	13	86	68	21	89	92	61	64
Median Sentence (months)	60	9	84	60	24	78	80	23	15

#### IMPRISONMENT

<b>Total Receiving Imprisonment</b>	<b>450</b>	<b>35</b>	<b>124</b>	<b>160</b>	<b>25</b>	<b>56</b>	<b>19</b>	<b>5</b>	<b>26</b>
Prison Only	439	35	123	158	23	55	19	5	21
Up to 12 Months	30	19	1	0	3	0	0	0	7
13 to 60 Months	191	16	39	85	19	19	3	3	7
61 to 120 Months	152	0	55	56	1	23	13	1	3
Over 120 Months	66	0	28	17	0	13	3	1	4
Prison and Alternatives	11	0	1	2	2	1	0	0	5

#### PROBATION

<b>Total Receiving Probation</b>	<b>40</b>	<b>4</b>	<b>11</b>	<b>9</b>	<b>8</b>	<b>0</b>	<b>0</b>	<b>1</b>	<b>7</b>
Probation Only	32	3	10	5	8	0	0	0	6
Probation and Alternatives	8	1	1	4	0	0	0	1	1

#### FINE ONLY

<b>FINE ONLY</b>	<b>0</b>	<b>0</b>	<b>0</b>	<b>0</b>	<b>0</b>	<b>0</b>	<b>0</b>	<b>0</b>	<b>0</b>
------------------	----------	----------	----------	----------	----------	----------	----------	----------	----------

Cases with indeterminable sentence terms are excluded from the calculation of the Mean Sentence or Median Sentence category. Sentences greater than 470 months and probation were included in the sentence average computations as 470 months and zero months, respectively. Cases in the Total Receiving Imprisonment, Total Receiving Probation, and Fine Only categories total 100 percent of all cases. Cases missing information required for a specific analysis were excluded from that analysis. Descriptions of variables used in this analysis are provided in Appendix A.

SOURCE: U.S. Sentencing Commission, 2015 - 2019 Datafiles, USSCFY15 - USSCFY19.

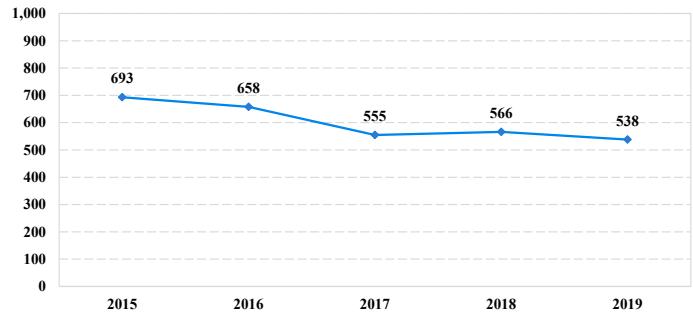
# District at a Glance

## Western District of North Carolina

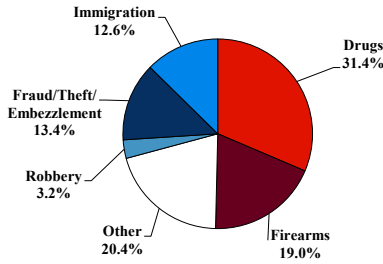
Fiscal Year 2019



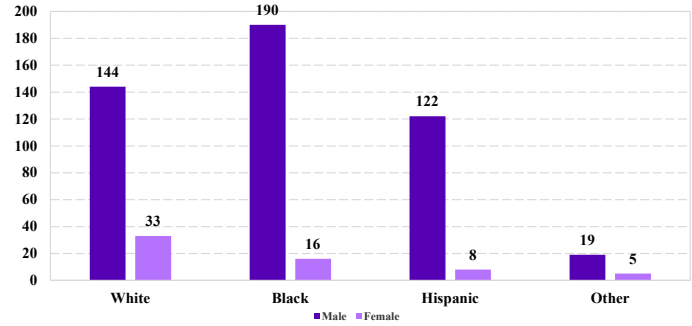
Number of Federal Offenders Over Time



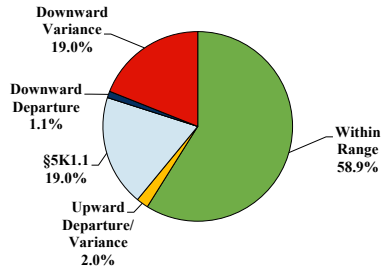
### Type of Crime



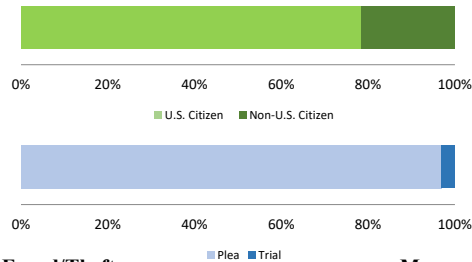
### Race and Gender



### Sentence Imposed Relative to the Guideline Range



### Citizenship, Guilty Pleas, and Trials



### SENTENCING INFORMATION BY TYPE OF CRIME

	TOTAL	Immigration	Drug Trafficking	Firearms	Fraud/Theft/Embezzlement	Robbery	Child Porn	Money Laundering	All Other
<b>Total</b>	<b>538</b>	<b>68</b>	<b>166</b>	<b>102</b>	<b>72</b>	<b>17</b>	<b>24</b>	<b>23</b>	<b>66</b>
Mean Sentence (months)	65	14	95	56	24	116	90	103	65
Median Sentence (months)	48	7	88	51	15	121	72	78	33

### IMPRISONMENT

	TOTAL	Immigration	Drug Trafficking	Firearms	Fraud/Theft/Embezzlement	Robbery	Child Porn	Money Laundering	All Other
<b>Total Receiving Imprisonment</b>	<b>510</b>	<b>67</b>	<b>165</b>	<b>101</b>	<b>55</b>	<b>17</b>	<b>24</b>	<b>21</b>	<b>60</b>
Prison Only	499	67	164	101	49	17	24	21	56
Up to 12 Months	65	46	4	2	10	0	0	0	3
13 to 60 Months	231	19	52	78	31	4	5	4	38
61 to 120 Months	128	2	65	15	8	4	15	12	7
Over 120 Months	75	0	43	6	0	9	4	5	8
Prison and Alternatives	11	0	1	0	6	0	0	0	4

### PROBATION

	TOTAL	Immigration	Drug Trafficking	Firearms	Fraud/Theft/Embezzlement	Robbery	Child Porn	Money Laundering	All Other
<b>Total Receiving Probation</b>	<b>28</b>	<b>1</b>	<b>1</b>	<b>1</b>	<b>17</b>	<b>0</b>	<b>0</b>	<b>2</b>	<b>6</b>
Probation Only	14	1	0	0	9	0	0	1	3
Probation and Alternatives	14	0	1	1	8	0	0	1	3
<b>FINE ONLY</b>	<b>0</b>	<b>0</b>	<b>0</b>	<b>0</b>	<b>0</b>	<b>0</b>	<b>0</b>	<b>0</b>	<b>0</b>

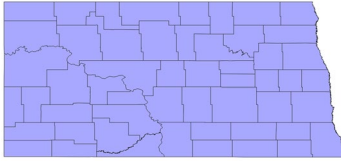
Cases with indeterminable sentence terms are excluded from the calculation of the Mean Sentence or Median Sentence category. Sentences greater than 470 months and probation were included in the sentence average computations as 470 months and zero months, respectively. Cases in the Total Receiving Imprisonment, Total Receiving Probation, and Fine Only categories total 100 percent of all cases. Cases missing information required for a specific analysis were excluded from that analysis. Descriptions of variables used in this analysis are provided in Appendix A.

SOURCE: U.S. Sentencing Commission, 2015 - 2019 Datafiles, USSCFY15 - USSCFY19.

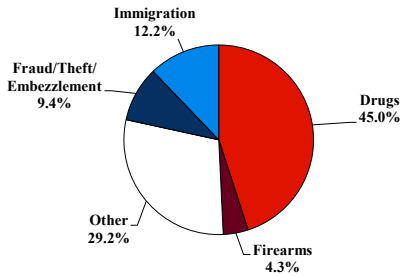
# District at a Glance

## District of North Dakota

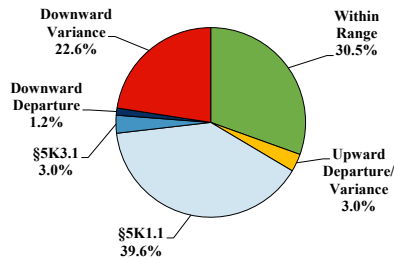
### Fiscal Year 2019



#### Type of Crime



#### Sentence Imposed Relative to the Guideline Range



#### SENTENCING INFORMATION BY TYPE OF CRIME

	TOTAL	Immigration	Drug Trafficking	Firearms	Fraud/Theft /Embezzle	Robbery	Child Porn	Money Laundering	All Other
<b>Total</b>	<b>329</b>	<b>40</b>	<b>148</b>	<b>14</b>	<b>31</b>	<b>0</b>	<b>5</b>	<b>13</b>	<b>78</b>
Mean Sentence (months)	57	3	77	49	13	--	163	96	54
Median Sentence (months)	24	2	60	36	0	--	120	60	21

#### IMPRISONMENT

<b>Total Receiving Imprisonment</b>	<b>320</b>	<b>38</b>	<b>148</b>	<b>14</b>	<b>26</b>	<b>0</b>	<b>5</b>	<b>13</b>	<b>76</b>
Prison Only	307	38	141	14	25	0	5	12	72
Up to 12 Months	101	37	28	2	13	0	0	0	21
13 to 60 Months	111	1	44	8	11	0	1	6	40
61 to 120 Months	48	0	37	3	1	0	3	2	2
Over 120 Months	47	0	32	1	0	0	1	4	9
Prison and Alternatives	13	0	7	0	1	0	0	1	4

#### PROBATION

<b>Total Receiving Probation</b>	<b>9</b>	<b>2</b>	<b>0</b>	<b>0</b>	<b>5</b>	<b>0</b>	<b>0</b>	<b>0</b>	<b>2</b>
Probation Only	8	2	0	0	5	0	0	0	1
Probation and Alternatives	1	0	0	0	0	0	0	0	1

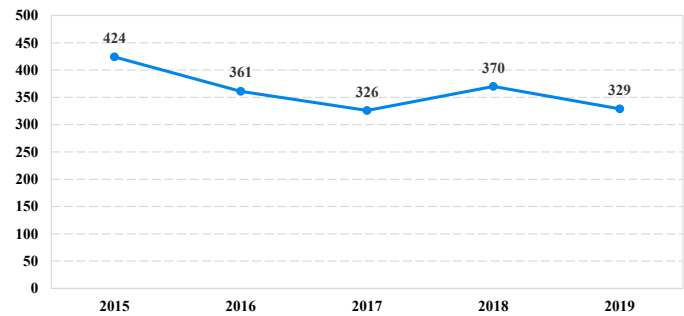
#### FINE ONLY

<b>FINE ONLY</b>	<b>0</b>	<b>0</b>	<b>0</b>	<b>0</b>	<b>0</b>	<b>0</b>	<b>0</b>	<b>0</b>	<b>0</b>
------------------	----------	----------	----------	----------	----------	----------	----------	----------	----------

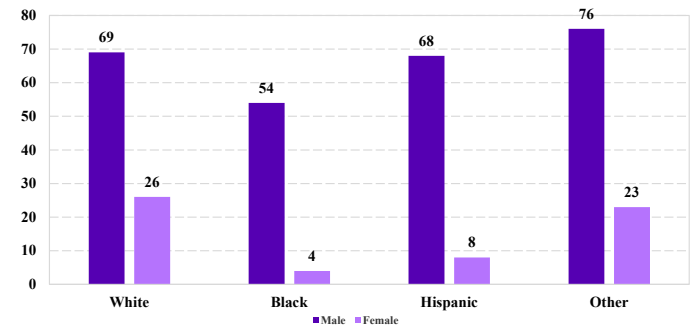
Cases with indeterminable sentence terms are excluded from the calculation of the Mean Sentence or Median Sentence category. Sentences greater than 470 months and probation were included in the sentence average computations as 470 months and zero months, respectively. Cases in the Total Receiving Imprisonment, Total Receiving Probation, and Fine Only categories total 100 percent of all cases. Cases missing information required for a specific analysis were excluded from that analysis. Descriptions of variables used in this analysis are provided in Appendix A.

SOURCE: U.S. Sentencing Commission, 2015 - 2019 Datafiles, USSCFY15 - USSCFY19.

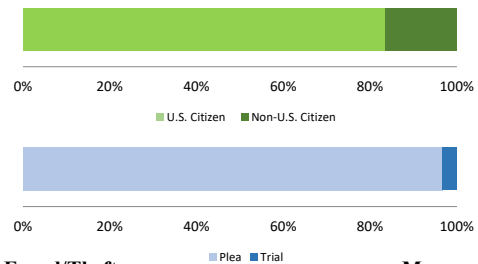
#### Number of Federal Offenders Over Time



#### Race and Gender



#### Citizenship, Guilty Pleas, and Trials



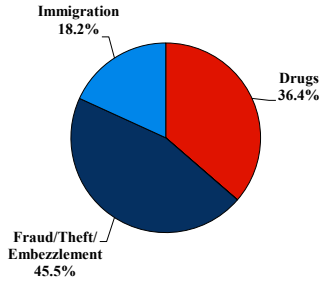
# District at a Glance

## Northern Mariana Islands

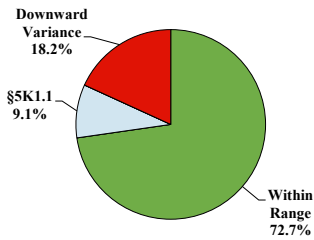
### Fiscal Year 2019



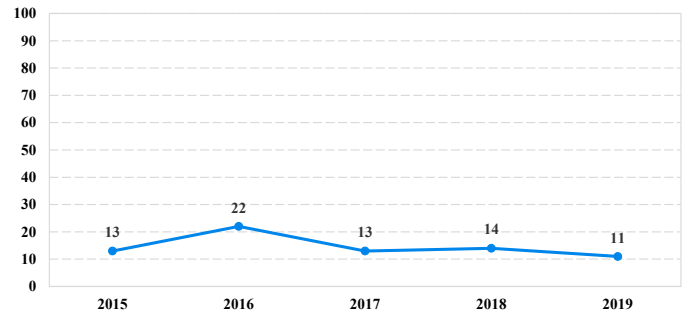
#### Type of Crime



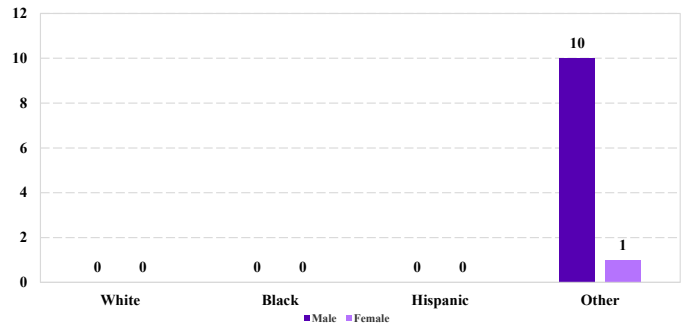
#### Sentence Imposed Relative to the Guideline Range



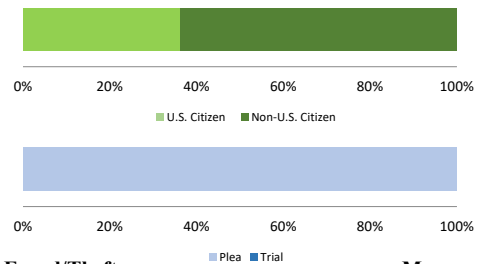
#### Number of Federal Offenders Over Time



#### Race and Gender



#### Citizenship, Guilty Pleas, and Trials



#### SENTENCING INFORMATION BY TYPE OF CRIME

	TOTAL	Immigration	Drug Trafficking	Firearms	Fraud/Theft/Embezzle	Robbery	Child Porn	Money Laundering	All Other
	11	2	4	0	5	0	0	0	0
Mean Sentence (months)	45	--	122	--	0	--	--	--	--
Median Sentence (months)	0	--	134	--	0	--	--	--	--

#### IMPRISONMENT

<b>Total Receiving Imprisonment</b>	<b>9</b>	<b>1</b>	<b>4</b>	<b>0</b>	<b>4</b>	<b>0</b>	<b>0</b>	<b>0</b>	<b>0</b>
Prison Only	9	1	4	0	4	0	0	0	0
Up to 12 Months	5	1	0	0	4	0	0	0	0
13 to 60 Months	1	0	1	0	0	0	0	0	0
61 to 120 Months	1	0	1	0	0	0	0	0	0
Over 120 Months	2	0	2	0	0	0	0	0	0
Prison and Alternatives	0	0	0	0	0	0	0	0	0

#### PROBATION

<b>Total Receiving Probation</b>	<b>2</b>	<b>1</b>	<b>0</b>	<b>0</b>	<b>1</b>	<b>0</b>	<b>0</b>	<b>0</b>	<b>0</b>
Probation Only	2	1	0	0	1	0	0	0	0
Probation and Alternatives	0	0	0	0	0	0	0	0	0

#### FINE ONLY

<b>FINE ONLY</b>	<b>0</b>	<b>0</b>	<b>0</b>	<b>0</b>	<b>0</b>	<b>0</b>	<b>0</b>	<b>0</b>	<b>0</b>
------------------	----------	----------	----------	----------	----------	----------	----------	----------	----------

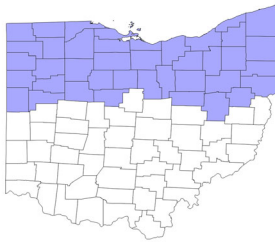
Cases with indeterminable sentence terms are excluded from the calculation of the Mean Sentence or Median Sentence category. Sentences greater than 470 months and probation were included in the sentence average computations as 470 months and zero months, respectively. Cases in the Total Receiving Imprisonment, Total Receiving Probation, and Fine Only categories total 100 percent of all cases. Cases missing information required for a specific analysis were excluded from that analysis. Descriptions of variables used in this analysis are provided in Appendix A.

SOURCE: U.S. Sentencing Commission, 2015 - 2019 Datafiles, USSCFY15 - USSCFY19.

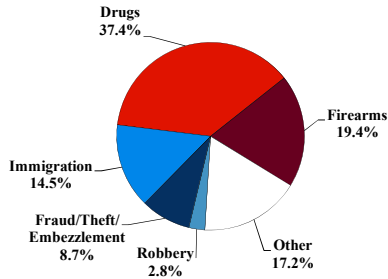
# District at a Glance

## Northern District of Ohio

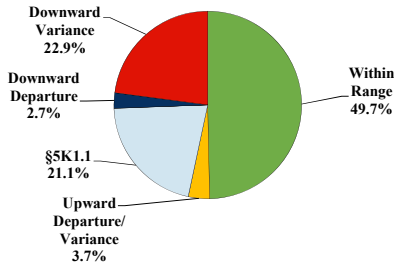
### Fiscal Year 2019



#### Type of Crime



#### Sentence Imposed Relative to the Guideline Range



#### SENTENCING INFORMATION BY TYPE OF CRIME

	TOTAL	Immigration	Drug Trafficking	Firearms	Fraud/Theft /Embezzle	Robbery	Child Porn	Money Laundering	All Other
<b>Total</b>	<b>901</b>	<b>131</b>	<b>337</b>	<b>175</b>	<b>78</b>	<b>25</b>	<b>34</b>	<b>21</b>	<b>100</b>
Mean Sentence (months)	59	8	72	58	24	101	129	37	81
Median Sentence (months)	36	4	60	42	12	97	114	24	30

#### IMPRISONMENT

<b>Total Receiving Imprisonment</b>	<b>836</b>	<b>128</b>	<b>322</b>	<b>166</b>	<b>55</b>	<b>25</b>	<b>34</b>	<b>17</b>	<b>89</b>
Prison Only	801	127	306	158	51	25	34	17	83
Up to 12 Months	134	98	13	4	9	0	1	2	7
13 to 60 Months	366	29	141	94	35	6	6	10	45
61 to 120 Months	188	0	98	48	6	14	12	4	6
Over 120 Months	113	0	54	12	1	5	15	1	25
Prison and Alternatives	35	1	16	8	4	0	0	0	6

#### PROBATION

<b>Total Receiving Probation</b>	<b>65</b>	<b>3</b>	<b>15</b>	<b>9</b>	<b>23</b>	<b>0</b>	<b>0</b>	<b>4</b>	<b>11</b>
Probation Only	45	2	11	5	16	0	0	2	9
Probation and Alternatives	20	1	4	4	7	0	0	2	2

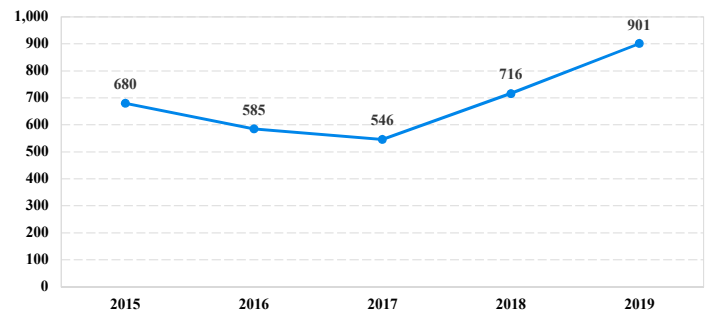
#### FINE ONLY

<b>Total</b>	<b>0</b>	<b>0</b>	<b>0</b>	<b>0</b>	<b>0</b>	<b>0</b>	<b>0</b>	<b>0</b>	<b>0</b>
--------------	----------	----------	----------	----------	----------	----------	----------	----------	----------

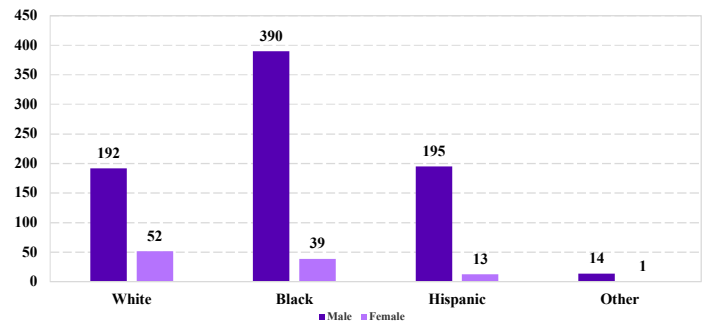
Cases with indeterminable sentence terms are excluded from the calculation of the Mean Sentence or Median Sentence category. Sentences greater than 470 months and probation were included in the sentence average computations as 470 months and zero months, respectively. Cases in the Total Receiving Imprisonment, Total Receiving Probation, and Fine Only categories total 100 percent of all cases. Cases missing information required for a specific analysis were excluded from that analysis. Descriptions of variables used in this analysis are provided in Appendix A.

SOURCE: U.S. Sentencing Commission, 2015 - 2019 Datafiles, USSCFY15 - USSCFY19.

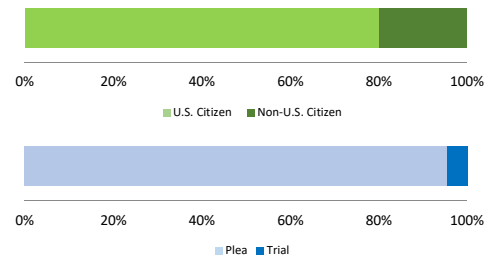
#### Number of Federal Offenders Over Time



#### Race and Gender



#### Citizenship, Guilty Pleas, and Trials

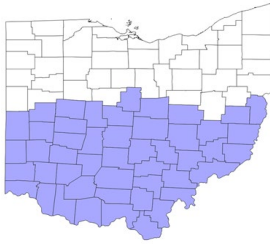




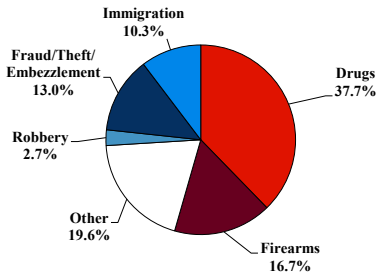
# District at a Glance

## Southern District of Ohio

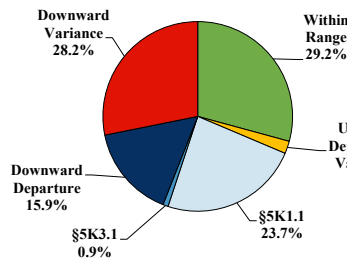
### Fiscal Year 2019



#### Type of Crime



#### Sentence Imposed Relative to the Guideline Range



#### SENTENCING INFORMATION BY TYPE OF CRIME

	TOTAL	Immigration	Drug Trafficking	Firearms	Fraud/Theft/Embezzle	Robbery	Child Porn	Money Laundering	All Other
<b>TOTAL</b>	<b>562</b>	<b>58</b>	<b>209</b>	<b>94</b>	<b>73</b>	<b>15</b>	<b>15</b>	<b>27</b>	<b>71</b>
Mean Sentence (months)	47	8	58	45	15	80	87	33	74
Median Sentence (months)	30	6	46	36	9	96	72	33	21

#### IMPRISONMENT

<b>Total Receiving Imprisonment</b>	<b>492</b>	<b>57</b>	<b>197</b>	<b>87</b>	<b>44</b>	<b>15</b>	<b>15</b>	<b>22</b>	<b>55</b>
Prison Only	464	57	189	83	39	15	15	19	47
Up to 12 Months	82	46	14	3	9	1	2	1	6
13 to 60 Months	253	11	109	61	29	4	4	16	19
61 to 120 Months	89	0	48	17	1	8	5	2	8
Over 120 Months	40	0	18	2	0	2	4	0	14
Prison and Alternatives	28	0	8	4	5	0	0	3	8

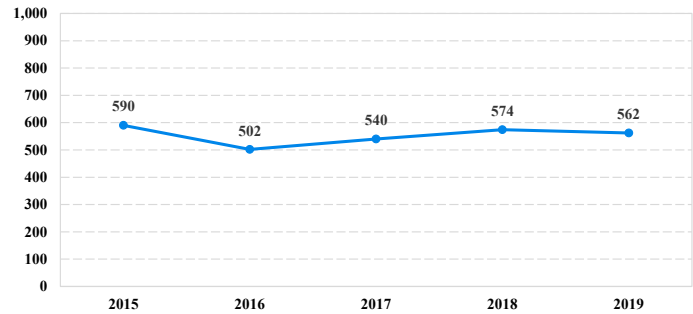
#### PROBATION

<b>Total Receiving Probation</b>	<b>70</b>	<b>1</b>	<b>12</b>	<b>7</b>	<b>29</b>	<b>0</b>	<b>0</b>	<b>5</b>	<b>16</b>
Probation Only	48	1	6	3	22	0	0	3	13
Probation and Alternatives	22	0	6	4	7	0	0	2	3
<b>FINE ONLY</b>	<b>0</b>	<b>0</b>	<b>0</b>	<b>0</b>	<b>0</b>	<b>0</b>	<b>0</b>	<b>0</b>	<b>0</b>

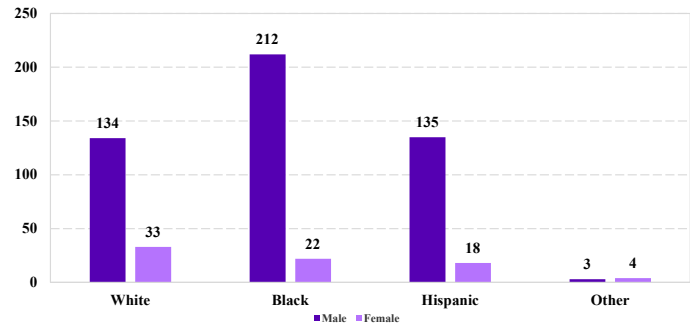
Cases with indeterminable sentence terms are excluded from the calculation of the Mean Sentence or Median Sentence category. Sentences greater than 470 months and probation were included in the sentence average computations as 470 months and zero months, respectively. Cases in the Total Receiving Imprisonment, Total Receiving Probation, and Fine Only categories total 100 percent of all cases. Cases missing information required for a specific analysis were excluded from that analysis. Descriptions of variables used in this analysis are provided in Appendix A.

SOURCE: U.S. Sentencing Commission, 2015 - 2019 Datafiles, USSCFY15 - USSCFY19.

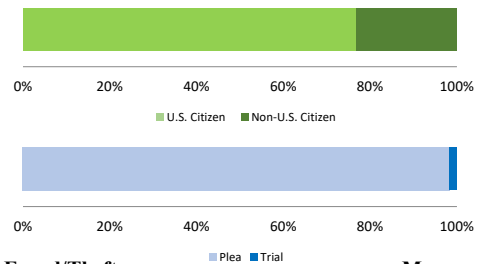
#### Number of Federal Offenders Over Time



#### Race and Gender



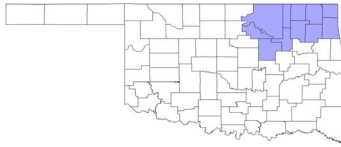
#### Citizenship, Guilty Pleas, and Trials



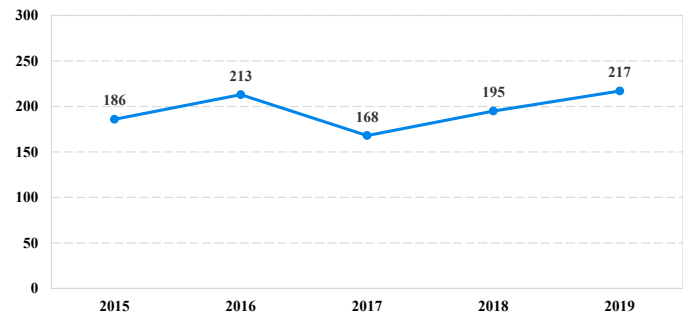
# District at a Glance

## Northern District of Oklahoma

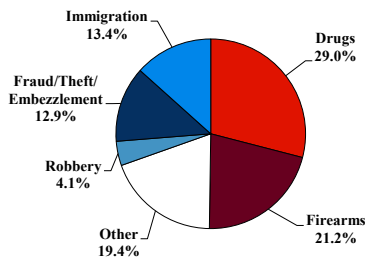
### Fiscal Year 2019



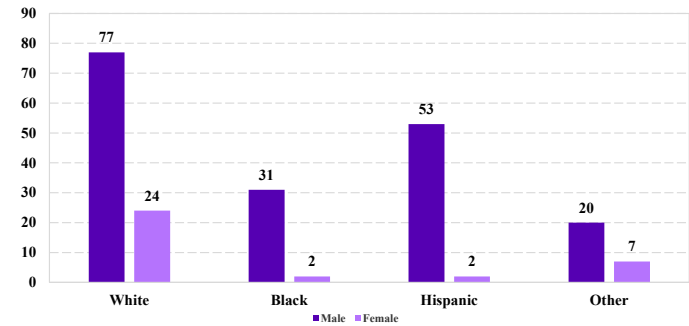
Number of Federal Offenders Over Time



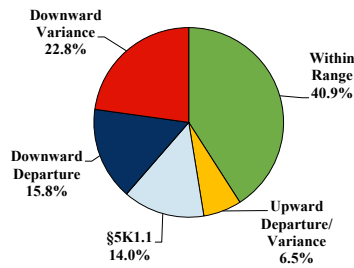
Type of Crime



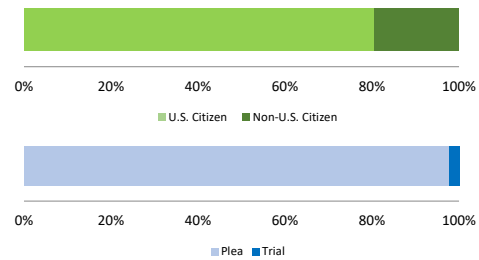
Race and Gender



Sentence Imposed Relative to the Guideline Range



Citizenship, Guilty Pleas, and Trials



SENTENCING INFORMATION BY TYPE OF CRIME

	TOTAL	Immigration	Drug Trafficking	Firearms	Fraud/Theft /Embezzle	Robbery	Child Porn	Money Laundering	All Other
	217	29	57	46	28	9	7	0	41
Mean Sentence (months)	56	11	59	35	14	191	90	--	102
Median Sentence (months)	24	6	37	30	7	156	87	--	24

#### IMPRISONMENT

<b>Total Receiving Imprisonment</b>	<b>186</b>	<b>28</b>	<b>52</b>	<b>39</b>	<b>21</b>	<b>9</b>	<b>6</b>	<b>0</b>	<b>31</b>
Prison Only	155	28	36	36	17	8	5	0	25
Up to 12 Months	41	22	3	3	7	0	0	0	6
13 to 60 Months	70	5	18	28	10	1	1	0	7
61 to 120 Months	19	1	9	5	0	1	2	0	1
Over 120 Months	25	0	6	0	0	6	2	0	11
Prison and Alternatives	31	0	16	3	4	1	1	0	6

#### PROBATION

<b>Total Receiving Probation</b>	<b>28</b>	<b>1</b>	<b>5</b>	<b>7</b>	<b>5</b>	<b>0</b>	<b>0</b>	<b>0</b>	<b>10</b>
Probation Only	20	1	3	3	4	0	0	0	9
Probation and Alternatives	8	0	2	4	1	0	0	0	1

#### FINE ONLY

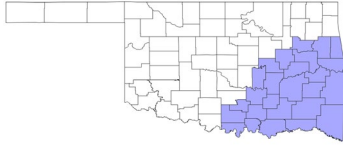
<b>FINE ONLY</b>	<b>3</b>	<b>0</b>	<b>0</b>	<b>0</b>	<b>2</b>	<b>0</b>	<b>1</b>	<b>0</b>	<b>0</b>
------------------	----------	----------	----------	----------	----------	----------	----------	----------	----------

Cases with indeterminable sentence terms are excluded from the calculation of the Mean Sentence or Median Sentence category. Sentences greater than 470 months and probation were included in the sentence average computations as 470 months and zero months, respectively. Cases in the Total Receiving Imprisonment, Total Receiving Probation, and Fine Only categories total 100 percent of all cases. Cases missing information required for a specific analysis were excluded from that analysis. Descriptions of variables used in this analysis are provided in Appendix A.

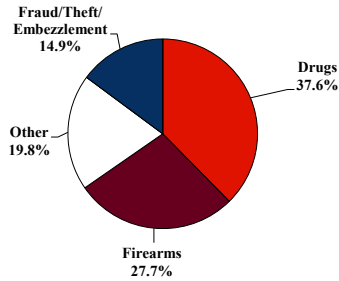
# District at a Glance

## Eastern District of Oklahoma

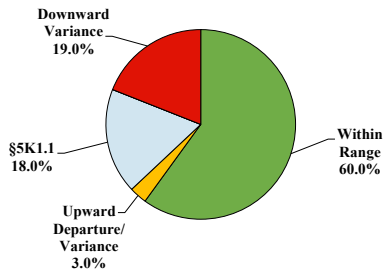
### Fiscal Year 2019



#### Type of Crime



#### Sentence Imposed Relative to the Guideline Range



#### SENTENCING INFORMATION BY TYPE OF CRIME

	TOTAL	Immigration	Drug Trafficking	Firearms	Fraud/Theft /Embezzle	Robbery	Child Porn	Money Laundering	All Other
	101	0	38	28	15	0	3	0	17
Mean Sentence (months)	74	--	104	64	14	--	99	--	70
Median Sentence (months)	58	--	108	54	0	--	97	--	24

#### IMPRISONMENT

<b>Total Receiving Imprisonment</b>	<b>91</b>	<b>0</b>	<b>38</b>	<b>28</b>	<b>6</b>	<b>0</b>	<b>3</b>	<b>0</b>	<b>16</b>
Prison Only	90	0	38	28	6	0	3	0	15
Up to 12 Months	3	0	1	0	1	0	0	0	1
13 to 60 Months	44	0	12	19	4	0	0	0	9
61 to 120 Months	22	0	9	7	1	0	3	0	2
Over 120 Months	21	0	16	2	0	0	0	0	3
Prison and Alternatives	1	0	0	0	0	0	0	0	1

#### PROBATION

<b>Total Receiving Probation</b>	<b>10</b>	<b>0</b>	<b>0</b>	<b>0</b>	<b>9</b>	<b>0</b>	<b>0</b>	<b>0</b>	<b>1</b>
Probation Only	8	0	0	0	7	0	0	0	1
Probation and Alternatives	2	0	0	0	2	0	0	0	0

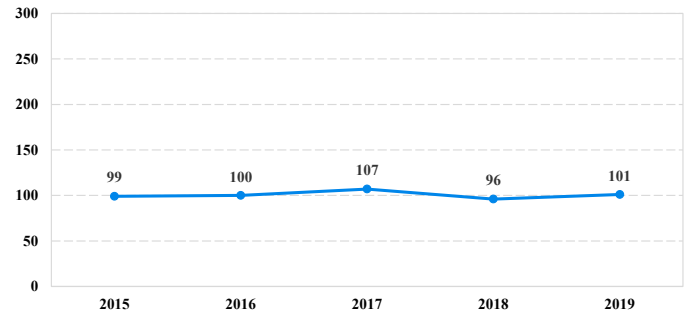
#### FINE ONLY

<b>FINE ONLY</b>	<b>0</b>	<b>0</b>	<b>0</b>	<b>0</b>	<b>0</b>	<b>0</b>	<b>0</b>	<b>0</b>	<b>0</b>
------------------	----------	----------	----------	----------	----------	----------	----------	----------	----------

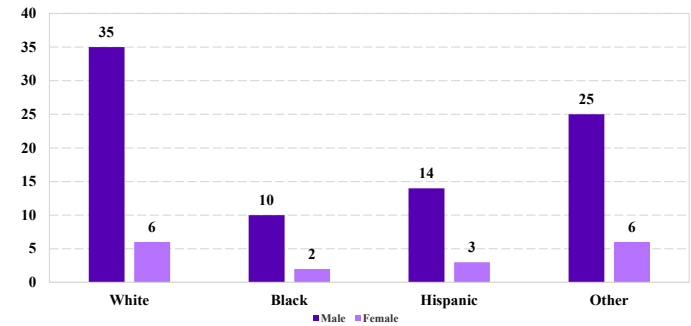
Cases with indeterminable sentence terms are excluded from the calculation of the Mean Sentence or Median Sentence category. Sentences greater than 470 months and probation were included in the sentence average computations as 470 months and zero months, respectively. Cases in the Total Receiving Imprisonment, Total Receiving Probation, and Fine Only categories total 100 percent of all cases. Cases missing information required for a specific analysis were excluded from that analysis. Descriptions of variables used in this analysis are provided in Appendix A.

SOURCE: U.S. Sentencing Commission, 2015 - 2019 Datafiles, USSCFY15 - USSCFY19.

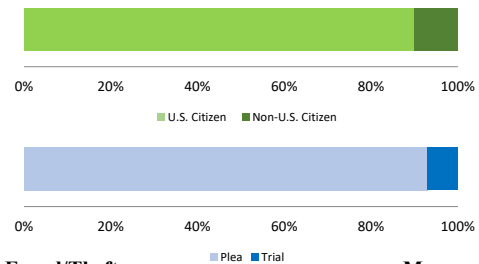
#### Number of Federal Offenders Over Time



#### Race and Gender



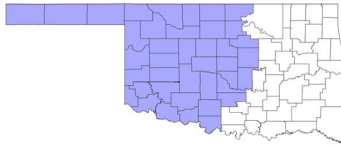
#### Citizenship, Guilty Pleas, and Trials



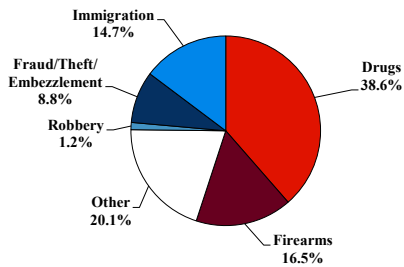
# District at a Glance

## Western District of Oklahoma

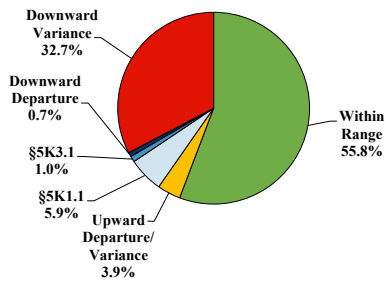
### Fiscal Year 2019



#### Type of Crime



#### Sentence Imposed Relative to the Guideline Range



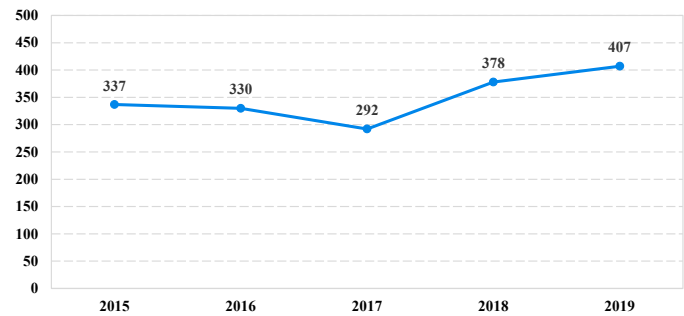
#### SENTENCING INFORMATION BY TYPE OF CRIME

	TOTAL	Immigration	Drug Trafficking	Firearms	Fraud/Theft/Embezzle	Robbery	Child Porn	Money Laundering	All Other
<b>Total</b>	<b>407</b>	<b>60</b>	<b>98</b>	<b>67</b>	<b>36</b>	<b>5</b>	<b>7</b>	<b>10</b>	<b>124</b>
Mean Sentence (months)	46	14	82	69	19	124	78	66	22
Median Sentence (months)	24	12	71	60	18	57	51	54	0
<b>IMPRISONMENT</b>									
<b>Total Receiving Imprisonment</b>	<b>340</b>	<b>60</b>	<b>93</b>	<b>66</b>	<b>29</b>	<b>5</b>	<b>7</b>	<b>9</b>	<b>71</b>
Prison Only	338	60	93	65	29	5	6	9	71
Up to 12 Months	89	30	1	3	7	1	0	0	47
13 to 60 Months	142	30	37	30	22	2	4	4	13
61 to 120 Months	72	0	32	27	0	0	2	4	7
Over 120 Months	35	0	23	5	0	2	0	1	4
Prison and Alternatives	2	0	0	1	0	0	1	0	0
<b>PROBATION</b>									
<b>Total Receiving Probation</b>	<b>36</b>	<b>0</b>	<b>4</b>	<b>1</b>	<b>6</b>	<b>0</b>	<b>0</b>	<b>1</b>	<b>24</b>
Probation Only	33	0	4	1	5	0	0	0	23
Probation and Alternatives	3	0	0	0	1	0	0	1	1
<b>FINE ONLY</b>									
<b>Total</b>	<b>31</b>	<b>0</b>	<b>1</b>	<b>0</b>	<b>1</b>	<b>0</b>	<b>0</b>	<b>0</b>	<b>29</b>

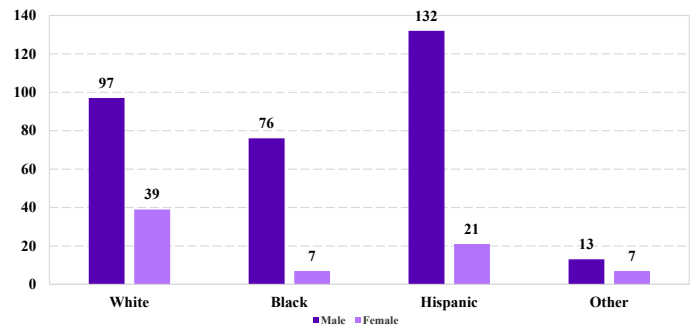
Cases with indeterminable sentence terms are excluded from the calculation of the Mean Sentence or Median Sentence category. Sentences greater than 470 months and probation were included in the sentence average computations as 470 months and zero months, respectively. Cases in the Total Receiving Imprisonment, Total Receiving Probation, and Fine Only categories total 100 percent of all cases. Cases missing information required for a specific analysis were excluded from that analysis. Descriptions of variables used in this analysis are provided in Appendix A.

SOURCE: U.S. Sentencing Commission, 2015 - 2019 Datafiles, USSCFY15 - USSCFY19.

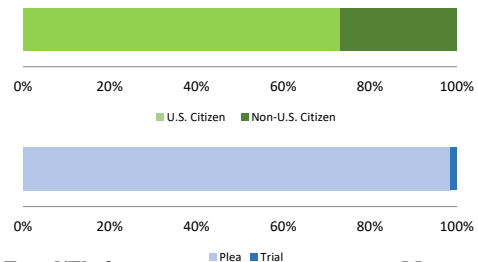
#### Number of Federal Offenders Over Time



#### Race and Gender



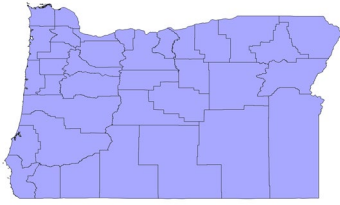
#### Citizenship, Guilty Pleas, and Trials



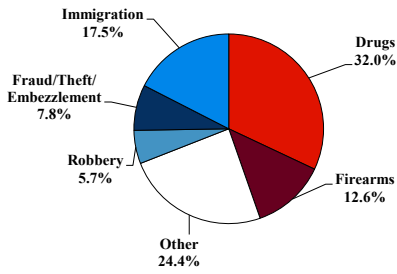
# District at a Glance

## District of Oregon

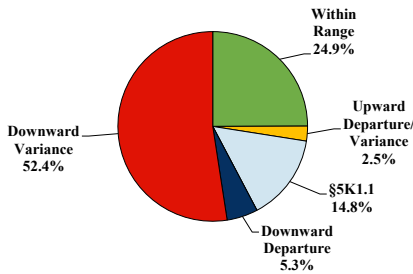
### Fiscal Year 2019



#### Type of Crime



#### Sentence Imposed Relative to the Guideline Range



#### SENTENCING INFORMATION BY TYPE OF CRIME

	TOTAL	Immigration	Drug Trafficking	Firearms	Fraud/Theft /Embezzle	Robbery	Child Porn	Money Laundering	All Other
<b>TOTAL</b>	<b>475</b>	<b>83</b>	<b>149</b>	<b>60</b>	<b>37</b>	<b>27</b>	<b>23</b>	<b>19</b>	<b>77</b>
Mean Sentence (months)	42	7	59	33	26	47	74	37	49
Median Sentence (months)	21	3	51	26	21	41	60	24	6

#### IMPRISONMENT

<b>Total Receiving Imprisonment</b>	<b>419</b>	<b>83</b>	<b>138</b>	<b>49</b>	<b>27</b>	<b>25</b>	<b>23</b>	<b>16</b>	<b>58</b>
Prison Only	390	83	131	45	27	20	23	16	45
Up to 12 Months	123	62	25	7	4	0	1	5	19
13 to 60 Months	165	20	50	30	21	13	12	6	13
61 to 120 Months	71	1	42	7	2	5	7	4	3
Over 120 Months	31	0	14	1	0	2	3	1	10
Prison and Alternatives	29	0	7	4	0	5	0	0	13

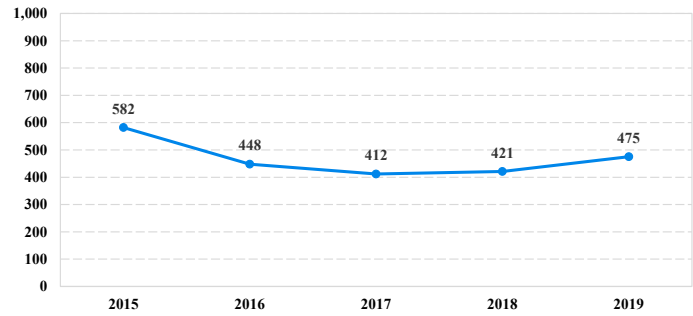
#### PROBATION

<b>Total Receiving Probation</b>	<b>56</b>	<b>0</b>	<b>11</b>	<b>11</b>	<b>10</b>	<b>2</b>	<b>0</b>	<b>3</b>	<b>19</b>
Probation Only	36	0	6	5	7	2	0	2	14
Probation and Alternatives	20	0	5	6	3	0	0	1	5
<b>FINE ONLY</b>	<b>0</b>	<b>0</b>	<b>0</b>	<b>0</b>	<b>0</b>	<b>0</b>	<b>0</b>	<b>0</b>	<b>0</b>

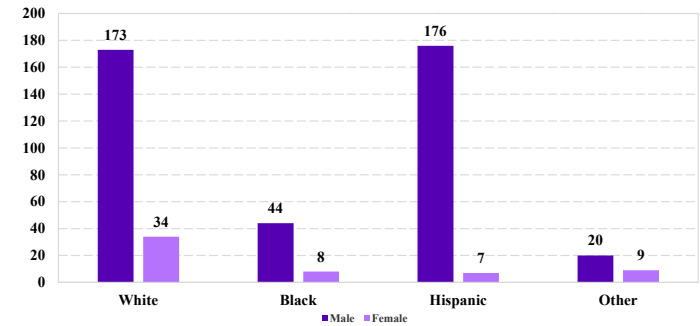
Cases with indeterminable sentence terms are excluded from the calculation of the Mean Sentence or Median Sentence category. Sentences greater than 470 months and probation were included in the sentence average computations as 470 months and zero months, respectively. Cases in the Total Receiving Imprisonment, Total Receiving Probation, and Fine Only categories total 100 percent of all cases. Cases missing information required for a specific analysis were excluded from that analysis. Descriptions of variables used in this analysis are provided in Appendix A.

SOURCE: U.S. Sentencing Commission, 2015 - 2019 Datafiles, USSCFY15 - USSCFY19.

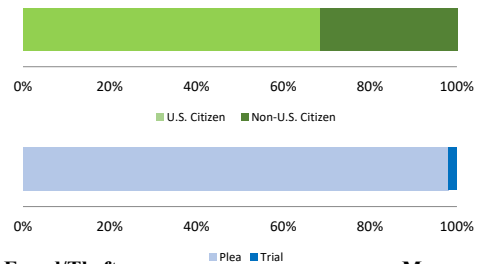
#### Number of Federal Offenders Over Time



#### Race and Gender



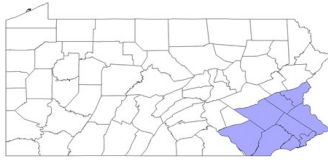
#### Citizenship, Guilty Pleas, and Trials



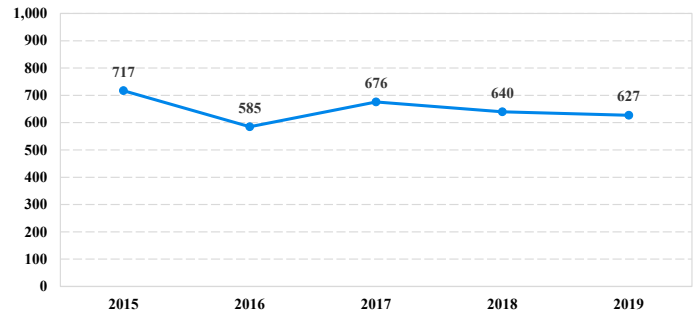
# District at a Glance

## Eastern District of Pennsylvania

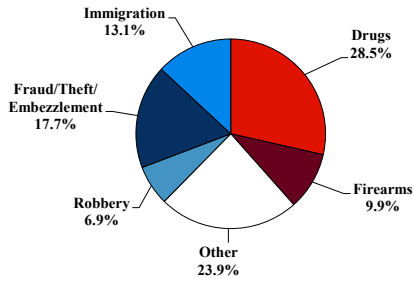
### Fiscal Year 2019



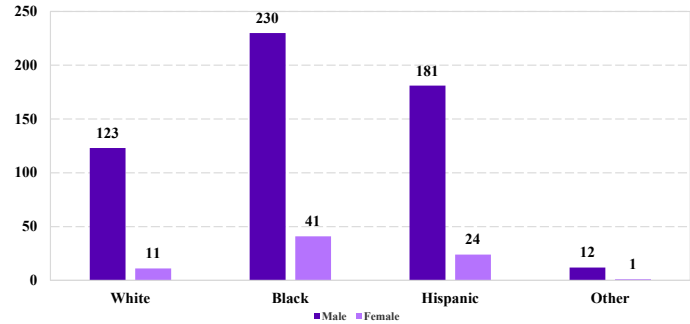
Number of Federal Offenders Over Time



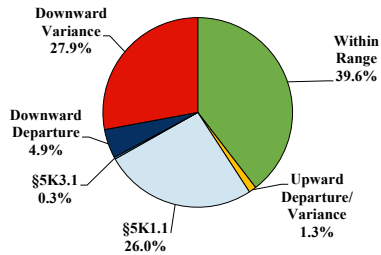
Type of Crime



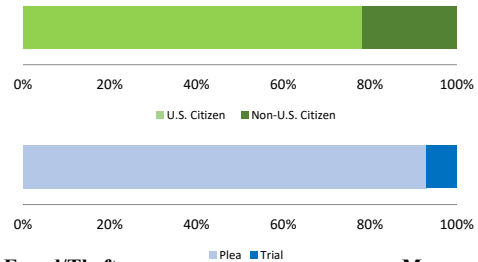
Race and Gender



Sentence Imposed Relative to the Guideline Range



Citizenship, Guilty Pleas, and Trials



SENTENCING INFORMATION BY TYPE OF CRIME

	TOTAL	Immigration	Drug Trafficking	Firearms	Fraud/Theft /Embezzle	Robbery	Child Porn	Money Laundering	All Other
	627	82	179	62	111	43	23	25	102
Mean Sentence (months)	62	11	77	48	20	120	125	52	96
Median Sentence (months)	30	6	60	29	8	87	121	18	24

IMPRISONMENT

<b>Total Receiving Imprisonment</b>	<b>559</b>	<b>79</b>	<b>172</b>	<b>55</b>	<b>86</b>	<b>43</b>	<b>23</b>	<b>23</b>	<b>78</b>
Prison Only	527	79	165	50	76	41	23	20	73
Up to 12 Months	116	52	9	8	30	1	2	5	9
13 to 60 Months	206	26	72	26	37	6	3	9	27
61 to 120 Months	110	1	55	11	7	19	6	2	9
Over 120 Months	95	0	29	5	2	15	12	4	28
Prison and Alternatives	32	0	7	5	10	2	0	3	5

PROBATION

<b>Total Receiving Probation</b>	<b>68</b>	<b>3</b>	<b>7</b>	<b>7</b>	<b>25</b>	<b>0</b>	<b>0</b>	<b>2</b>	<b>24</b>
Probation Only	43	2	5	3	18	0	0	1	14
Probation and Alternatives	25	1	2	4	7	0	0	1	10
<b>FINE ONLY</b>	<b>0</b>	<b>0</b>	<b>0</b>	<b>0</b>	<b>0</b>	<b>0</b>	<b>0</b>	<b>0</b>	<b>0</b>

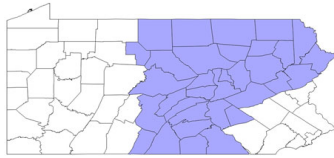
Cases with indeterminable sentence terms are excluded from the calculation of the Mean Sentence or Median Sentence category. Sentences greater than 470 months and probation were included in the sentence average computations as 470 months and zero months, respectively. Cases in the Total Receiving Imprisonment, Total Receiving Probation, and Fine Only categories total 100 percent of all cases. Cases missing information required for a specific analysis were excluded from that analysis. Descriptions of variables used in this analysis are provided in Appendix A.

SOURCE: U.S. Sentencing Commission, 2015 - 2019 Datafiles, USSCFY15 - USSCFY19.

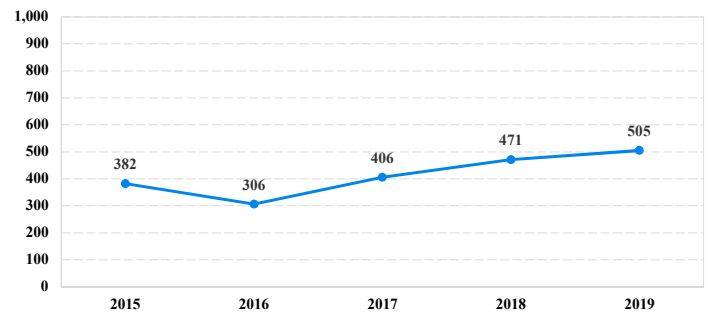
# District at a Glance

## Middle District of Pennsylvania

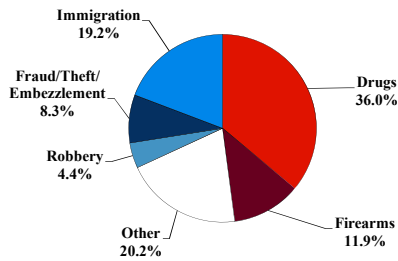
### Fiscal Year 2019



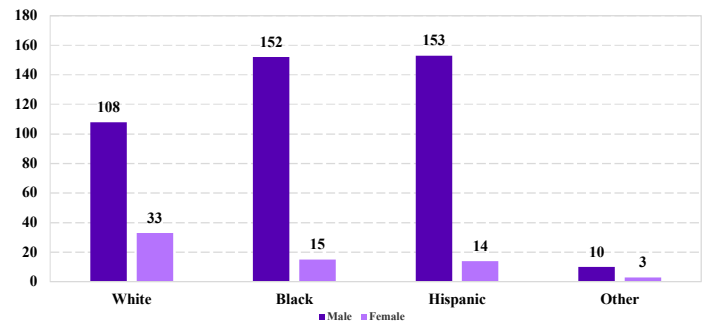
#### Number of Federal Offenders Over Time



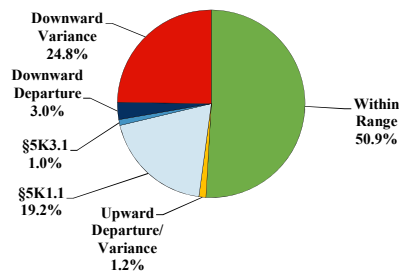
#### Type of Crime



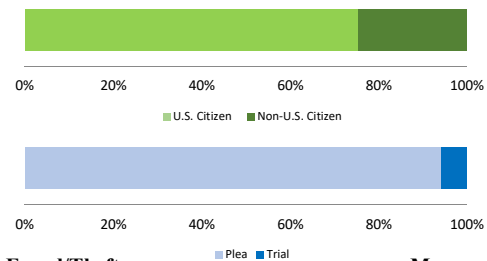
#### Race and Gender



#### Sentence Imposed Relative to the Guideline Range



#### Citizenship, Guilty Pleas, and Trials



#### SENTENCING INFORMATION BY TYPE OF CRIME

	TOTAL	Immigration	Drug Trafficking	Firearms	Fraud/Theft /Embezzle	Robbery	Child Porn	Money Laundering	All Other
<b>Total</b>	<b>505</b>	<b>97</b>	<b>181</b>	<b>60</b>	<b>42</b>	<b>22</b>	<b>6</b>	<b>17</b>	<b>80</b>
Mean Sentence (months)	64	2	79	83	23	144	122	93	81
Median Sentence (months)	36	0	60	60	6	137	96	64	16

#### IMPRISONMENT

<b>Total Receiving Imprisonment</b>	<b>449</b>	<b>97</b>	<b>168</b>	<b>56</b>	<b>27</b>	<b>22</b>	<b>6</b>	<b>16</b>	<b>57</b>
Prison Only	443	97	165	55	26	22	6	16	56
Up to 12 Months	124	93	10	1	9	0	0	1	10
13 to 60 Months	138	4	66	28	13	4	1	4	18
61 to 120 Months	98	0	56	17	2	4	3	6	10
Over 120 Months	83	0	33	9	2	14	2	5	18
Prison and Alternatives	6	0	3	1	1	0	0	0	1

#### PROBATION

<b>Total Receiving Probation</b>	<b>56</b>	<b>0</b>	<b>13</b>	<b>4</b>	<b>15</b>	<b>0</b>	<b>0</b>	<b>1</b>	<b>23</b>
Probation Only	44	0	9	3	11	0	0	1	20
Probation and Alternatives	12	0	4	1	4	0	0	0	3

#### FINE ONLY

<b>Total</b>	<b>0</b>	<b>0</b>	<b>0</b>	<b>0</b>	<b>0</b>	<b>0</b>	<b>0</b>	<b>0</b>	<b>0</b>
--------------	----------	----------	----------	----------	----------	----------	----------	----------	----------

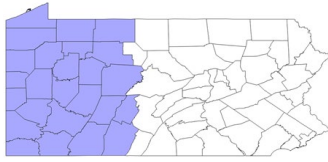
Cases with indeterminable sentence terms are excluded from the calculation of the Mean Sentence or Median Sentence category. Sentences greater than 470 months and probation were included in the sentence average computations as 470 months and zero months, respectively. Cases in the Total Receiving Imprisonment, Total Receiving Probation, and Fine Only categories total 100 percent of all cases. Cases missing information required for a specific analysis were excluded from that analysis. Descriptions of variables used in this analysis are provided in Appendix A.

SOURCE: U.S. Sentencing Commission, 2015 - 2019 Datafiles, USSCFY15 - USSCFY19.

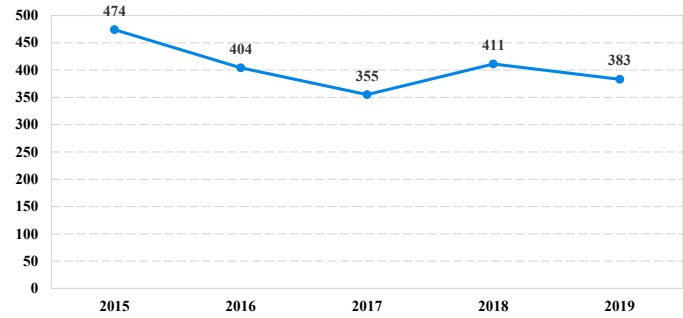
# District at a Glance

## Western District of Pennsylvania

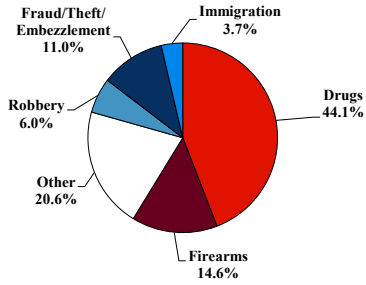
### Fiscal Year 2019



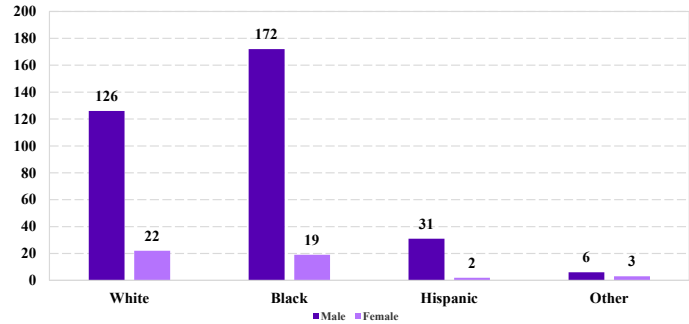
Number of Federal Offenders Over Time



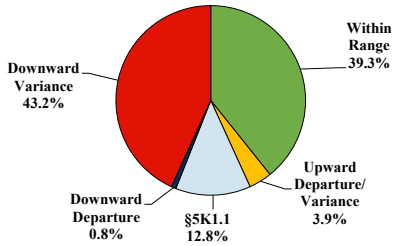
Type of Crime



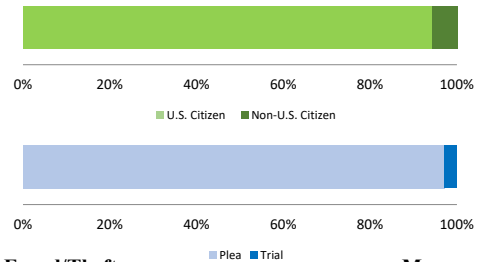
Race and Gender



Sentence Imposed Relative to the Guideline Range



Citizenship, Guilty Pleas, and Trials



#### SENTENCING INFORMATION BY TYPE OF CRIME

	TOTAL	Immigration	Drug Trafficking	Firearms	Fraud/Theft /Embezzle	Robbery	Child Porn	Money Laundering	All Other
<b>Total</b>	<b>383</b>	<b>14</b>	<b>168</b>	<b>56</b>	<b>42</b>	<b>23</b>	<b>23</b>	<b>10</b>	<b>47</b>
Mean Sentence (months)	54	3	62	53	14	97	69	37	52
Median Sentence (months)	36	0	57	46	9	70	70	32	15

#### IMPRISONMENT

<b>Total Receiving Imprisonment</b>	<b>320</b>	<b>12</b>	<b>140</b>	<b>50</b>	<b>26</b>	<b>23</b>	<b>23</b>	<b>8</b>	<b>38</b>
Prison Only	312	12	139	49	22	22	23	8	37
Up to 12 Months	33	10	3	2	6	0	0	3	9
13 to 60 Months	157	2	67	33	15	9	11	2	18
61 to 120 Months	85	0	52	10	1	7	10	3	2
Over 120 Months	37	0	17	4	0	6	2	0	8
Prison and Alternatives	8	0	1	1	4	1	0	0	1

#### PROBATION

<b>Total Receiving Probation</b>	<b>63</b>	<b>2</b>	<b>28</b>	<b>6</b>	<b>16</b>	<b>0</b>	<b>0</b>	<b>2</b>	<b>9</b>
Probation Only	29	2	15	1	5	0	0	0	6
Probation and Alternatives	34	0	13	5	11	0	0	2	3
<b>FINE ONLY</b>	<b>0</b>	<b>0</b>	<b>0</b>	<b>0</b>	<b>0</b>	<b>0</b>	<b>0</b>	<b>0</b>	<b>0</b>

Cases with indeterminable sentence terms are excluded from the calculation of the Mean Sentence or Median Sentence category. Sentences greater than 470 months and probation were included in the sentence average computations as 470 months and zero months, respectively. Cases in the Total Receiving Imprisonment, Total Receiving Probation, and Fine Only categories total 100 percent of all cases. Cases missing information required for a specific analysis were excluded from that analysis. Descriptions of variables used in this analysis are provided in Appendix A.

SOURCE: U.S. Sentencing Commission, 2015 - 2019 Datafiles, USSCFY15 - USSCFY19.



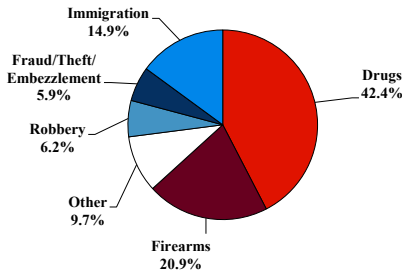
# District at a Glance

## Puerto Rico

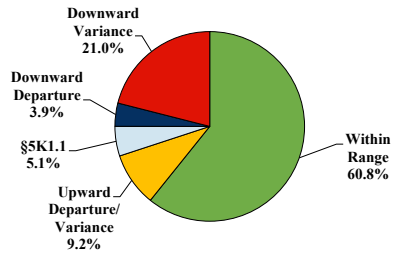
### Fiscal Year 2019



#### Type of Crime



#### Sentence Imposed Relative to the Guideline Range



#### SENTENCING INFORMATION BY TYPE OF CRIME

	TOTAL	Immigration	Drug Trafficking	Firearms	Fraud/Theft /Embezzle	Robbery	Child Porn	Money Laundering	All Other
	1,165	174	494	243	69	72	13	24	76
Mean Sentence (months)	59	8	71	38	12	106	47	66	155
Median Sentence (months)	46	6	66	36	3	101	57	37	134

#### IMPRISONMENT

<b>Total Receiving Imprisonment</b>	<b>1,054</b>	<b>139</b>	<b>473</b>	<b>238</b>	<b>35</b>	<b>72</b>	<b>11</b>	<b>19</b>	<b>67</b>
Prison Only	1,023	139	465	224	33	72	11	19	60
Up to 12 Months	160	97	26	18	8	0	2	2	7
13 to 60 Months	434	41	151	183	24	13	4	9	9
61 to 120 Months	326	1	242	23	1	38	5	5	11
Over 120 Months	103	0	46	0	0	21	0	3	33
Prison and Alternatives	31	0	8	14	2	0	0	0	7

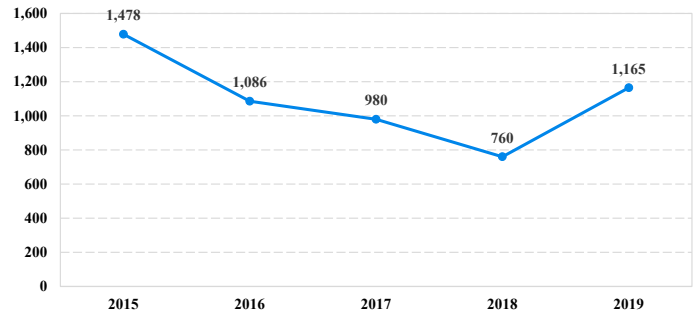
#### PROBATION

<b>Total Receiving Probation</b>	<b>111</b>	<b>35</b>	<b>21</b>	<b>5</b>	<b>34</b>	<b>0</b>	<b>2</b>	<b>5</b>	<b>9</b>
Probation Only	106	35	21	4	30	0	2	5	9
Probation and Alternatives	5	0	0	1	4	0	0	0	0
<b>FINE ONLY</b>	<b>0</b>	<b>0</b>	<b>0</b>	<b>0</b>	<b>0</b>	<b>0</b>	<b>0</b>	<b>0</b>	<b>0</b>

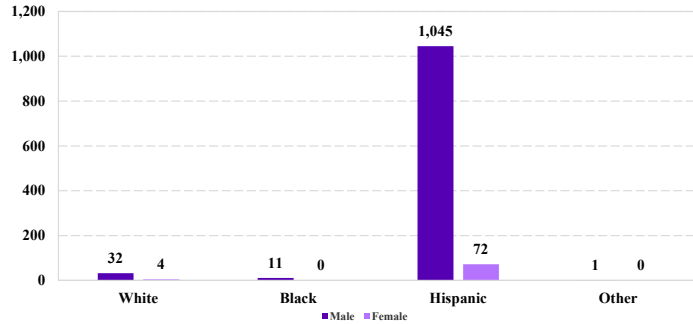
Cases with indeterminable sentence terms are excluded from the calculation of the Mean Sentence or Median Sentence category. Sentences greater than 470 months and probation were included in the sentence average computations as 470 months and zero months, respectively. Cases in the Total Receiving Imprisonment, Total Receiving Probation, and Fine Only categories total 100 percent of all cases. Cases missing information required for a specific analysis were excluded from that analysis. Descriptions of variables used in this analysis are provided in Appendix A.

SOURCE: U.S. Sentencing Commission, 2015 - 2019 Datafiles, USSCFY15 - USSCFY19.

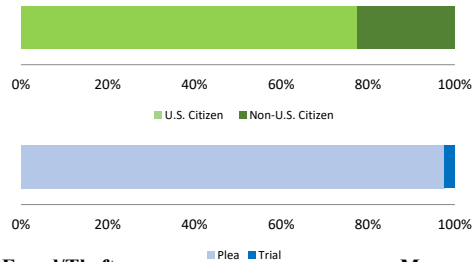
#### Number of Federal Offenders Over Time



#### Race and Gender



#### Citizenship, Guilty Pleas, and Trials



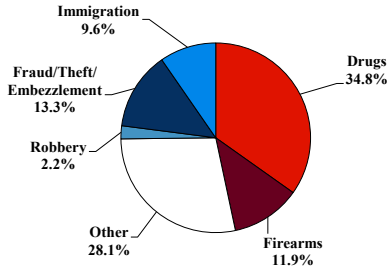
# District at a Glance

## District of Rhode Island

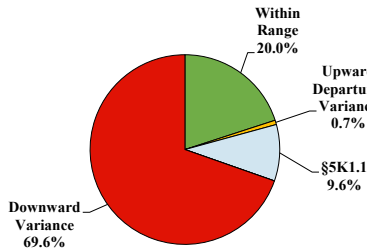
### Fiscal Year 2019



#### Type of Crime



#### Sentence Imposed Relative to the Guideline Range



#### SENTENCING INFORMATION BY TYPE OF CRIME

	TOTAL	Immigration	Drug Trafficking	Firearms	Fraud/Theft/Embezzle	Robbery	Child Porn	Money Laundering	All Other
<b>TOTAL</b>	<b>135</b>	<b>13</b>	<b>47</b>	<b>16</b>	<b>18</b>	<b>3</b>	<b>8</b>	<b>0</b>	<b>30</b>
Mean Sentence (months)	46	8	50	30	26	47	72	--	68
Median Sentence (months)	21	4	48	15	11	48	72	--	8

#### IMPRISONMENT

<b>Total Receiving Imprisonment</b>	<b>110</b>	<b>13</b>	<b>45</b>	<b>9</b>	<b>14</b>	<b>3</b>	<b>8</b>	<b>0</b>	<b>18</b>
Prison Only	103	13	41	6	14	3	8	0	18
Up to 12 Months	31	10	11	0	5	0	0	0	5
13 to 60 Months	45	3	18	3	8	3	4	0	6
61 to 120 Months	19	0	9	3	0	0	4	0	3
Over 120 Months	8	0	3	0	1	0	0	0	4
Prison and Alternatives	7	0	4	3	0	0	0	0	0

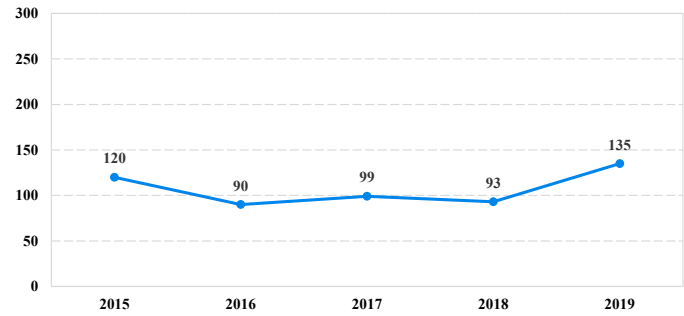
#### PROBATION

<b>Total Receiving Probation</b>	<b>25</b>	<b>0</b>	<b>2</b>	<b>7</b>	<b>4</b>	<b>0</b>	<b>0</b>	<b>0</b>	<b>12</b>
Probation Only	19	0	2	4	3	0	0	0	10
Probation and Alternatives	6	0	0	3	1	0	0	0	2
<b>FINE ONLY</b>	<b>0</b>	<b>0</b>	<b>0</b>	<b>0</b>	<b>0</b>	<b>0</b>	<b>0</b>	<b>0</b>	<b>0</b>

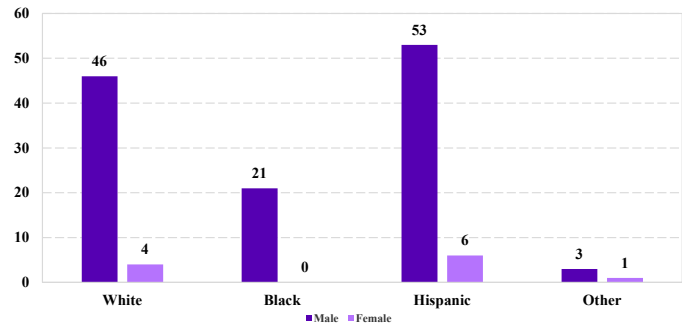
Cases with indeterminable sentence terms are excluded from the calculation of the Mean Sentence or Median Sentence category. Sentences greater than 470 months and probation were included in the sentence average computations as 470 months and zero months, respectively. Cases in the Total Receiving Imprisonment, Total Receiving Probation, and Fine Only categories total 100 percent of all cases. Cases missing information required for a specific analysis were excluded from that analysis. Descriptions of variables used in this analysis are provided in Appendix A.

SOURCE: U.S. Sentencing Commission, 2015 - 2019 Datafiles, USSCFY15 - USSCFY19.

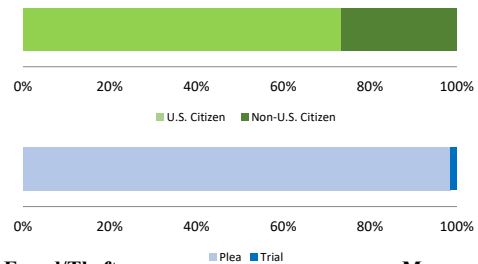
#### Number of Federal Offenders Over Time



#### Race and Gender



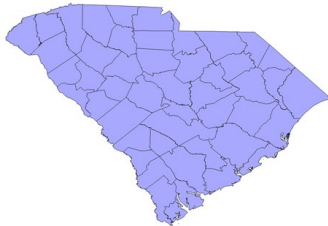
#### Citizenship, Guilty Pleas, and Trials



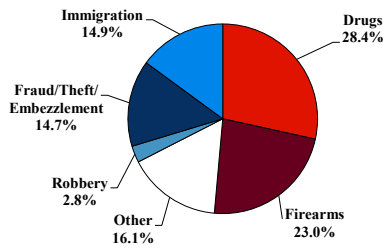
# District at a Glance

## District of South Carolina

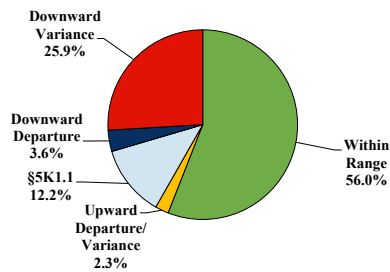
### Fiscal Year 2019



#### Type of Crime



#### Sentence Imposed Relative to the Guideline Range



#### SENTENCING INFORMATION BY TYPE OF CRIME

	TOTAL	Immigration	Drug Trafficking	Firearms	Fraud/Theft /Embezzle	Robbery	Child Porn	Money Laundering	All Other
<b>Total</b>	<b>1,058</b>	<b>158</b>	<b>299</b>	<b>243</b>	<b>156</b>	<b>30</b>	<b>13</b>	<b>29</b>	<b>130</b>
Mean Sentence (months)	60	6	91	67	17	150	55	73	69
Median Sentence (months)	34	5	72	57	9	135	24	12	17

#### IMPRISONMENT

<b>Total Receiving Imprisonment</b>	<b>973</b>	<b>157</b>	<b>291</b>	<b>239</b>	<b>122</b>	<b>30</b>	<b>13</b>	<b>22</b>	<b>99</b>
Prison Only	948	157	287	235	112	30	13	21	93
Up to 12 Months	253	135	26	12	51	0	4	7	18
13 to 60 Months	351	22	89	128	56	4	5	6	41
61 to 120 Months	205	0	100	75	5	8	2	1	14
Over 120 Months	139	0	72	20	0	18	2	7	20
Prison and Alternatives	25	0	4	4	10	0	0	1	6

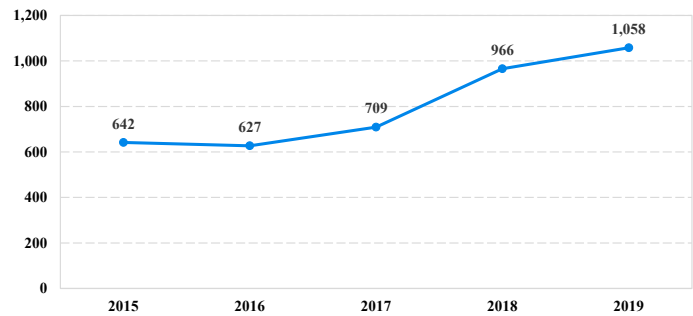
#### PROBATION

<b>Total Receiving Probation</b>	<b>84</b>	<b>1</b>	<b>8</b>	<b>4</b>	<b>34</b>	<b>0</b>	<b>0</b>	<b>7</b>	<b>30</b>
Probation Only	61	1	7	3	23	0	0	5	22
Probation and Alternatives	23	0	1	1	11	0	0	2	8
<b>FINE ONLY</b>	<b>1</b>	<b>0</b>	<b>0</b>	<b>0</b>	<b>0</b>	<b>0</b>	<b>0</b>	<b>0</b>	<b>1</b>

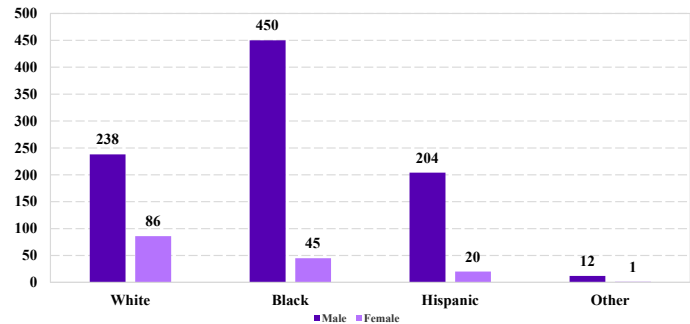
Cases with indeterminable sentence terms are excluded from the calculation of the Mean Sentence or Median Sentence category. Sentences greater than 470 months and probation were included in the sentence average computations as 470 months and zero months, respectively. Cases in the Total Receiving Imprisonment, Total Receiving Probation, and Fine Only categories total 100 percent of all cases. Cases missing information required for a specific analysis were excluded from that analysis. Descriptions of variables used in this analysis are provided in Appendix A.

SOURCE: U.S. Sentencing Commission, 2015 - 2019 Datafiles, USSCFY15 - USSCFY19.

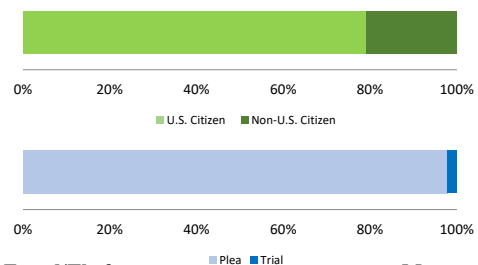
#### Number of Federal Offenders Over Time



#### Race and Gender



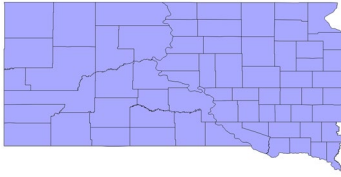
#### Citizenship, Guilty Pleas, and Trials



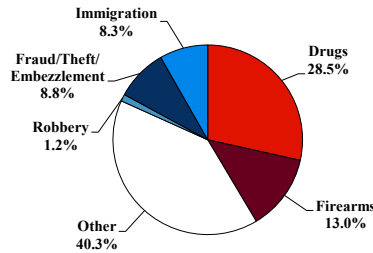
# District at a Glance

## District of South Dakota

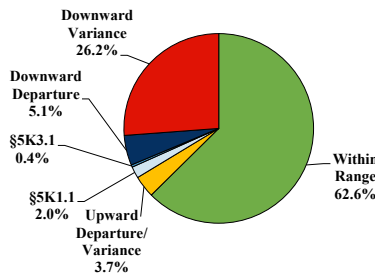
### Fiscal Year 2019



#### Type of Crime



#### Sentence Imposed Relative to the Guideline Range



#### SENTENCING INFORMATION BY TYPE OF CRIME

	TOTAL	Immigration	Drug Trafficking	Firearms	Fraud/Theft/Embezzle	Robbery	Child Porn	Money Laundering	All Other
<b>TOTAL</b>	<b>509</b>	<b>42</b>	<b>145</b>	<b>66</b>	<b>45</b>	<b>6</b>	<b>16</b>	<b>0</b>	<b>189</b>
Mean Sentence (months)	64	5	116	38	20	99	75	--	54
Median Sentence (months)	36	4	120	36	6	77	60	--	24

#### IMPRISONMENT

<b>Total Receiving Imprisonment</b>	<b>472</b>	<b>42</b>	<b>145</b>	<b>60</b>	<b>30</b>	<b>6</b>	<b>16</b>	<b>0</b>	<b>173</b>
Prison Only	458	42	140	59	28	6	16	0	167
Up to 12 Months	94	39	7	4	9	0	1	0	34
13 to 60 Months	198	3	32	44	15	3	10	0	91
61 to 120 Months	89	0	47	11	4	2	4	0	21
Over 120 Months	77	0	54	0	0	1	1	0	21
Prison and Alternatives	14	0	5	1	2	0	0	0	6

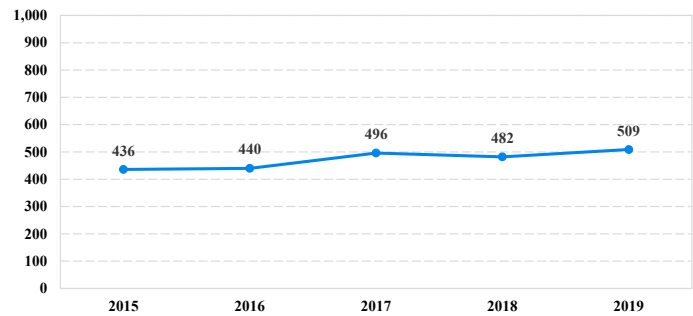
#### PROBATION

<b>Total Receiving Probation</b>	<b>34</b>	<b>0</b>	<b>0</b>	<b>6</b>	<b>14</b>	<b>0</b>	<b>0</b>	<b>0</b>	<b>14</b>
Probation Only	31	0	0	4	14	0	0	0	13
Probation and Alternatives	3	0	0	2	0	0	0	0	1
<b>FINE ONLY</b>	<b>3</b>	<b>0</b>	<b>0</b>	<b>0</b>	<b>1</b>	<b>0</b>	<b>0</b>	<b>0</b>	<b>2</b>

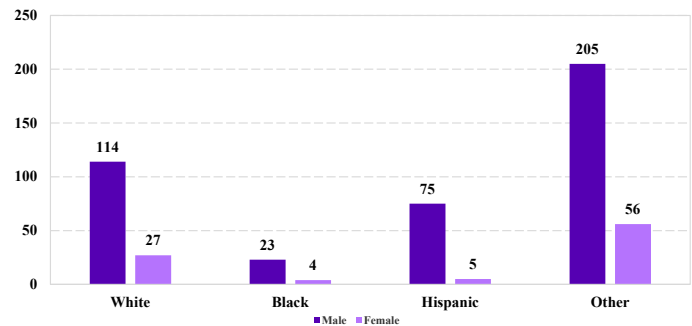
Cases with indeterminable sentence terms are excluded from the calculation of the Mean Sentence or Median Sentence category. Sentences greater than 470 months and probation were included in the sentence average computations as 470 months and zero months, respectively. Cases in the Total Receiving Imprisonment, Total Receiving Probation, and Fine Only categories total 100 percent of all cases. Cases missing information required for a specific analysis were excluded from that analysis. Descriptions of variables used in this analysis are provided in Appendix A.

SOURCE: U.S. Sentencing Commission, 2015 - 2019 Datafiles, USSCFY15 - USSCFY19.

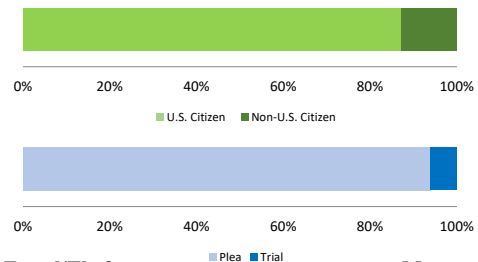
#### Number of Federal Offenders Over Time



#### Race and Gender



#### Citizenship, Guilty Pleas, and Trials



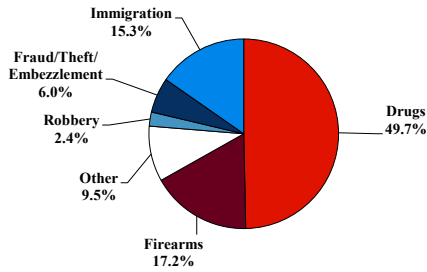
# District at a Glance

## Eastern District of Tennessee

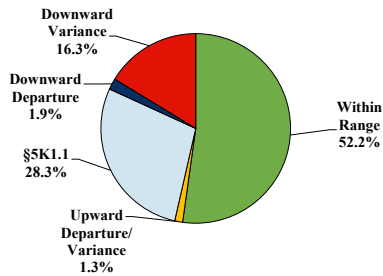
### Fiscal Year 2019



#### Type of Crime



#### Sentence Imposed Relative to the Guideline Range



#### SENTENCING INFORMATION BY TYPE OF CRIME

	TOTAL	Immigration	Drug Trafficking	Firearms	Fraud/Theft/Embezzle	Robbery	Child Porn	Money Laundering	All Other
	751	115	371	129	45	18	11	19	43
Mean Sentence (months)	73	8	104	54	17	104	94	132	46
Median Sentence (months)	60	4	97	46	10	114	60	112	18

#### IMPRISONMENT

<b>Total Receiving Imprisonment</b>	<b>722</b>	<b>115</b>	<b>364</b>	<b>126</b>	<b>29</b>	<b>18</b>	<b>11</b>	<b>19</b>	<b>40</b>
Prison Only	713	115	361	124	27	18	11	18	39
Up to 12 Months	135	101	8	7	9	0	0	0	10
13 to 60 Months	215	11	81	75	15	3	6	3	21
61 to 120 Months	211	1	151	34	3	10	2	7	3
Over 120 Months	152	2	121	8	0	5	3	8	5
Prison and Alternatives	9	0	3	2	2	0	0	1	1

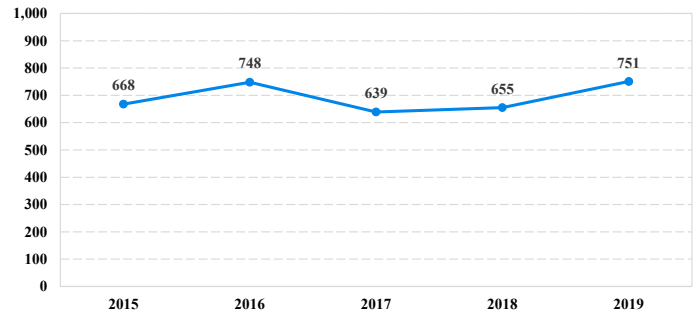
#### PROBATION

<b>Total Receiving Probation</b>	<b>29</b>	<b>0</b>	<b>7</b>	<b>3</b>	<b>16</b>	<b>0</b>	<b>0</b>	<b>0</b>	<b>3</b>
Probation Only	19	0	3	1	14	0	0	0	1
Probation and Alternatives	10	0	4	2	2	0	0	0	2
<b>FINE ONLY</b>	<b>0</b>	<b>0</b>	<b>0</b>	<b>0</b>	<b>0</b>	<b>0</b>	<b>0</b>	<b>0</b>	<b>0</b>

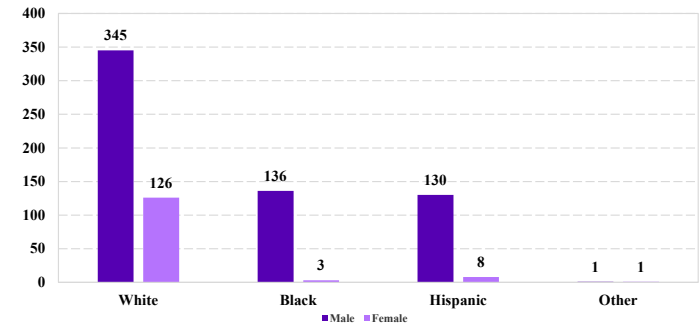
Cases with indeterminable sentence terms are excluded from the calculation of the Mean Sentence or Median Sentence category. Sentences greater than 470 months and probation were included in the sentence average computations as 470 months and zero months, respectively. Cases in the Total Receiving Imprisonment, Total Receiving Probation, and Fine Only categories total 100 percent of all cases. Cases missing information required for a specific analysis were excluded from that analysis. Descriptions of variables used in this analysis are provided in Appendix A.

SOURCE: U.S. Sentencing Commission, 2015 - 2019 Datafiles, USSCFY15 - USSCFY19.

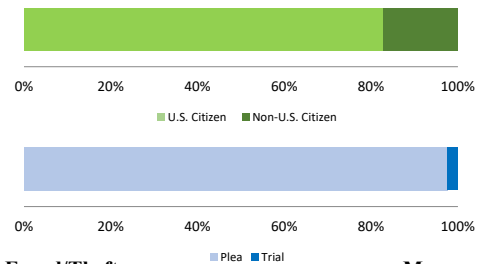
#### Number of Federal Offenders Over Time



#### Race and Gender



#### Citizenship, Guilty Pleas, and Trials



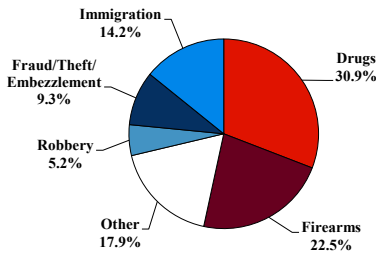
# District at a Glance

## Middle District of Tennessee

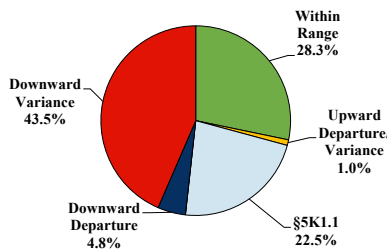
### Fiscal Year 2019



#### Type of Crime



#### Sentence Imposed Relative to the Guideline Range



#### SENTENCING INFORMATION BY TYPE OF CRIME

	TOTAL	Immigration	Drug Trafficking	Firearms	Fraud/Theft/Embezzle	Robbery	Child Porn	Money Laundering	All Other
<b>Total</b>	<b>324</b>	<b>46</b>	<b>88</b>	<b>73</b>	<b>30</b>	<b>17</b>	<b>4</b>	<b>5</b>	<b>61</b>
Mean Sentence (months)	63	10	90	59	27	93	182	132	64
Median Sentence (months)	36	7	72	46	16	68	124	144	0

#### IMPRISONMENT

<b>Total Receiving Imprisonment</b>	<b>294</b>	<b>46</b>	<b>85</b>	<b>72</b>	<b>24</b>	<b>17</b>	<b>4</b>	<b>5</b>	<b>41</b>
Prison Only	269	46	77	64	18	16	4	5	39
Up to 12 Months	66	32	7	4	3	2	0	1	17
13 to 60 Months	101	14	26	33	12	4	2	1	9
61 to 120 Months	57	0	29	18	2	7	0	0	1
Over 120 Months	45	0	15	9	1	3	2	3	12
Prison and Alternatives	25	0	8	8	6	1	0	0	2

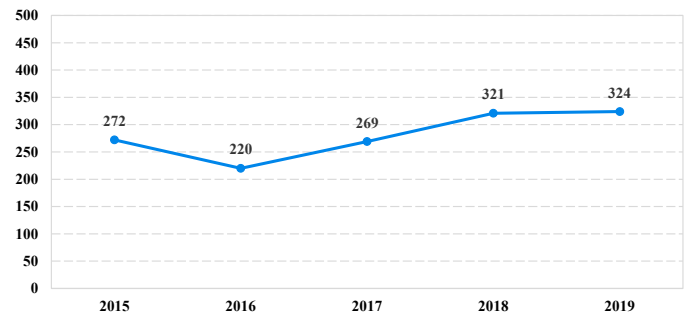
#### PROBATION

<b>Total Receiving Probation</b>	<b>14</b>	<b>0</b>	<b>3</b>	<b>1</b>	<b>4</b>	<b>0</b>	<b>0</b>	<b>0</b>	<b>6</b>
Probation Only	9	0	2	0	3	0	0	0	4
Probation and Alternatives	5	0	1	1	1	0	0	0	2
<b>FINE ONLY</b>	<b>16</b>	<b>0</b>	<b>0</b>	<b>0</b>	<b>2</b>	<b>0</b>	<b>0</b>	<b>0</b>	<b>14</b>

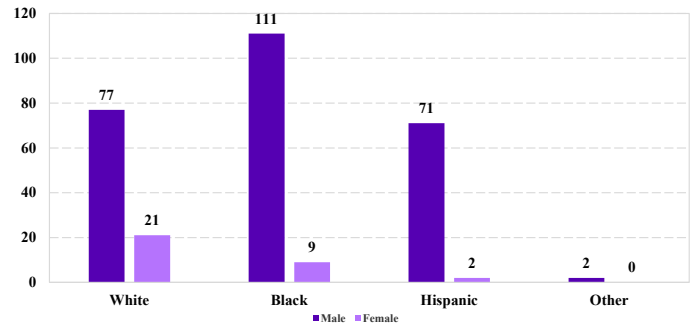
Cases with indeterminable sentence terms are excluded from the calculation of the Mean Sentence or Median Sentence category. Sentences greater than 470 months and probation were included in the sentence average computations as 470 months and zero months, respectively. Cases in the Total Receiving Imprisonment, Total Receiving Probation, and Fine Only categories total 100 percent of all cases. Cases missing information required for a specific analysis were excluded from that analysis. Descriptions of variables used in this analysis are provided in Appendix A.

SOURCE: U.S. Sentencing Commission, 2015 - 2019 Datafiles, USSCFY15 - USSCFY19.

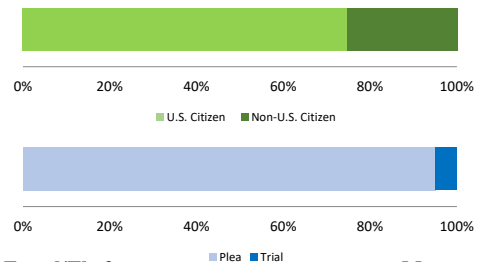
#### Number of Federal Offenders Over Time



#### Race and Gender



#### Citizenship, Guilty Pleas, and Trials



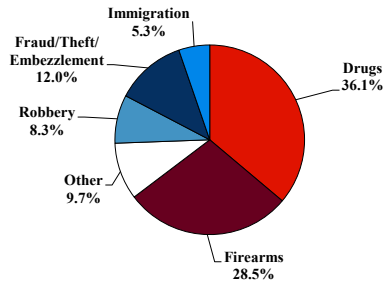
# District at a Glance

## Western District of Tennessee

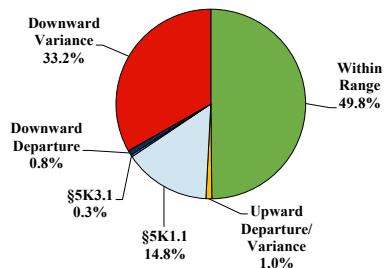
### Fiscal Year 2019



#### Type of Crime



#### Sentence Imposed Relative to the Guideline Range



#### SENTENCING INFORMATION BY TYPE OF CRIME

	TOTAL	Immigration	Drug Trafficking	Firearms	Fraud/Theft /Embezzle	Robbery	Child Porn	Money Laundering	All Other
<b>Total</b>	<b>606</b>	<b>32</b>	<b>218</b>	<b>173</b>	<b>73</b>	<b>50</b>	<b>4</b>	<b>12</b>	<b>44</b>
Mean Sentence (months)	72	5	82	57	14	170	124	27	124
Median Sentence (months)	46	5	61	42	6	121	129	9	37

#### IMPRISONMENT

<b>Total Receiving Imprisonment</b>	<b>560</b>	<b>31</b>	<b>214</b>	<b>169</b>	<b>47</b>	<b>50</b>	<b>4</b>	<b>9</b>	<b>36</b>
Prison Only	538	31	207	165	40	50	4	7	34
Up to 12 Months	71	27	15	7	15	1	0	2	4
13 to 60 Months	244	4	84	110	23	7	1	4	11
61 to 120 Months	134	0	78	33	2	16	1	0	4
Over 120 Months	89	0	30	15	0	26	2	1	15
Prison and Alternatives	22	0	7	4	7	0	0	2	2

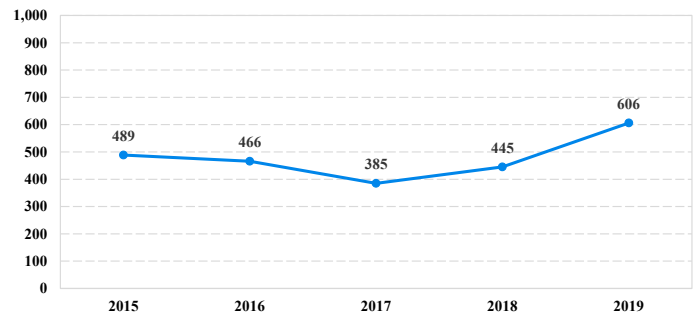
#### PROBATION

<b>Total Receiving Probation</b>	<b>46</b>	<b>1</b>	<b>4</b>	<b>4</b>	<b>26</b>	<b>0</b>	<b>0</b>	<b>3</b>	<b>8</b>
Probation Only	29	1	0	0	20	0	0	2	6
Probation and Alternatives	17	0	4	4	6	0	0	1	2
<b>FINE ONLY</b>	<b>0</b>	<b>0</b>	<b>0</b>	<b>0</b>	<b>0</b>	<b>0</b>	<b>0</b>	<b>0</b>	<b>0</b>

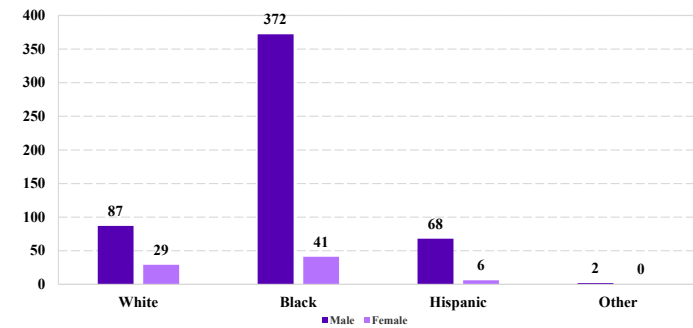
Cases with indeterminable sentence terms are excluded from the calculation of the Mean Sentence or Median Sentence category. Sentences greater than 470 months and probation were included in the sentence average computations as 470 months and zero months, respectively. Cases in the Total Receiving Imprisonment, Total Receiving Probation, and Fine Only categories total 100 percent of all cases. Cases missing information required for a specific analysis were excluded from that analysis. Descriptions of variables used in this analysis are provided in Appendix A.

SOURCE: U.S. Sentencing Commission, 2015 - 2019 Datafiles, USSCFY15 - USSCFY19.

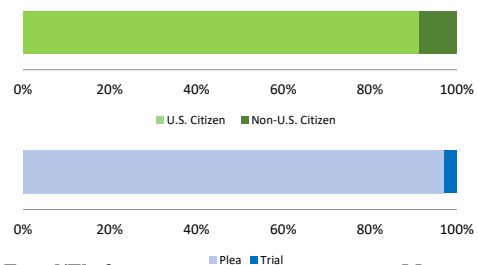
#### Number of Federal Offenders Over Time



#### Race and Gender



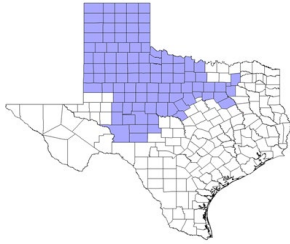
#### Citizenship, Guilty Pleas, and Trials



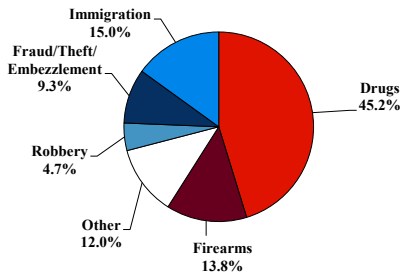
# District at a Glance

## Northern District of Texas

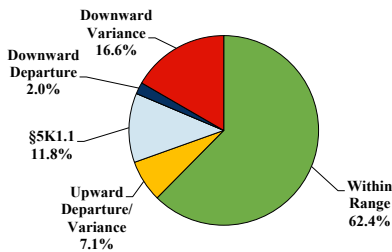
### Fiscal Year 2019



#### Type of Crime



#### Sentence Imposed Relative to the Guideline Range



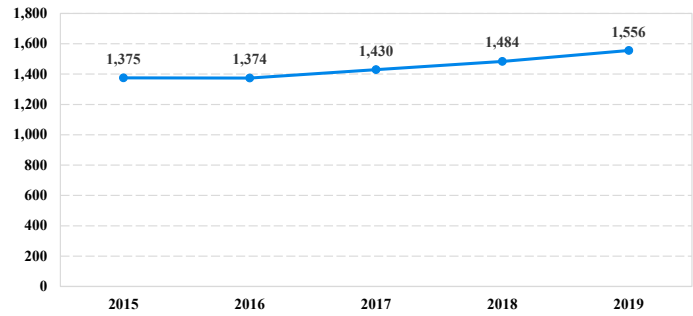
#### SENTENCING INFORMATION BY TYPE OF CRIME

	TOTAL	Immigration	Drug Trafficking	Firearms	Fraud/Theft /Embezzle	Robbery	Child Porn	Money Laundering	All Other
<b>Total</b>	<b>1,556</b>	<b>234</b>	<b>700</b>	<b>214</b>	<b>145</b>	<b>73</b>	<b>26</b>	<b>6</b>	<b>158</b>
Mean Sentence (months)	80	23	107	58	37	105	132	153	87
Median Sentence (months)	57	18	84	51	24	78	121	110	30
<b>IMPRISONMENT</b>									
<b>Total Receiving Imprisonment</b>	<b>1,479</b>	<b>234</b>	<b>677</b>	<b>212</b>	<b>112</b>	<b>72</b>	<b>26</b>	<b>6</b>	<b>140</b>
Prison Only	1,472	234	674	212	110	71	26	6	139
Up to 12 Months	148	77	15	7	23	1	0	0	25
13 to 60 Months	645	146	222	132	64	22	3	2	54
61 to 120 Months	342	11	192	66	16	25	10	2	20
Over 120 Months	337	0	245	7	7	23	13	2	40
Prison and Alternatives	7	0	3	0	2	1	0	0	1
<b>PROBATION</b>									
<b>Total Receiving Probation</b>	<b>77</b>	<b>0</b>	<b>23</b>	<b>2</b>	<b>33</b>	<b>1</b>	<b>0</b>	<b>0</b>	<b>18</b>
Probation Only	66	0	22	1	27	1	0	0	15
Probation and Alternatives	11	0	1	1	6	0	0	0	3
<b>FINE ONLY</b>	<b>0</b>	<b>0</b>	<b>0</b>	<b>0</b>	<b>0</b>	<b>0</b>	<b>0</b>	<b>0</b>	<b>0</b>

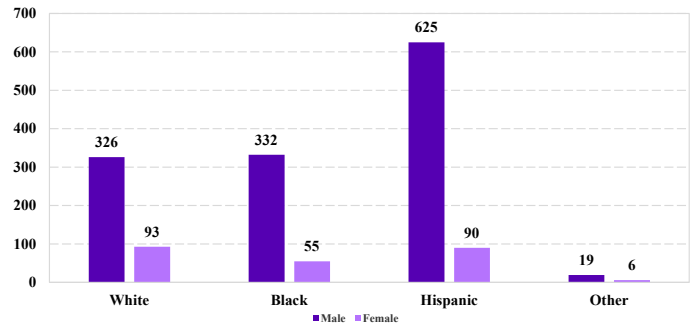
Cases with indeterminable sentence terms are excluded from the calculation of the Mean Sentence or Median Sentence category. Sentences greater than 470 months and probation were included in the sentence average computations as 470 months and zero months, respectively. Cases in the Total Receiving Imprisonment, Total Receiving Probation, and Fine Only categories total 100 percent of all cases. Cases missing information required for a specific analysis were excluded from that analysis. Descriptions of variables used in this analysis are provided in Appendix A.

SOURCE: U.S. Sentencing Commission, 2015 - 2019 Datafiles, USSCFY15 - USSCFY19.

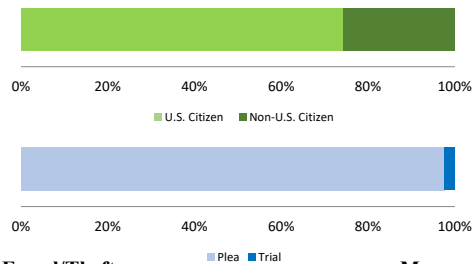
#### Number of Federal Offenders Over Time



#### Race and Gender



#### Citizenship, Guilty Pleas, and Trials

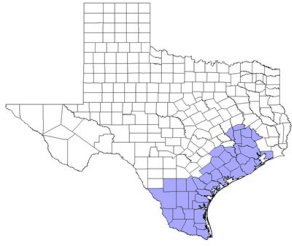




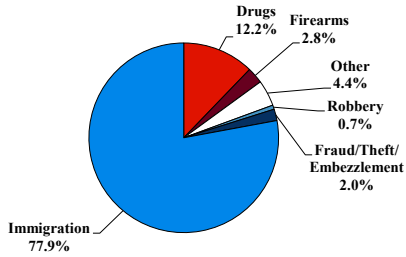
# District at a Glance

## Southern District of Texas

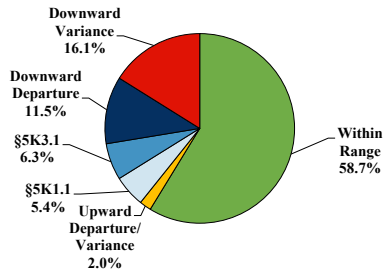
### Fiscal Year 2019



#### Type of Crime



#### Sentence Imposed Relative to the Guideline Range



#### SENTENCING INFORMATION BY TYPE OF CRIME

	TOTAL	Immigration	Drug Trafficking	Firearms	Fraud/Theft/Embezzle	Robbery	Child Porn	Money Laundering	All Other
	7,815	6,089	952	216	153	56	39	71	239
Mean Sentence (months)	24	14	63	38	33	136	88	53	59
Median Sentence (months)	13	10	50	29	18	138	72	30	20

#### IMPRISONMENT

<b>Total Receiving Imprisonment</b>	<b>7,597</b>	<b>5,944</b>	<b>942</b>	<b>204</b>	<b>131</b>	<b>56</b>	<b>39</b>	<b>67</b>	<b>214</b>
Prison Only	7,467	5,858	929	189	123	55	39	66	208
Up to 12 Months	3,140	3,009	29	18	27	1	1	9	46
13 to 60 Months	3,733	2,793	562	131	74	8	14	38	113
61 to 120 Months	410	55	242	36	19	13	16	12	17
Over 120 Months	184	1	96	4	3	33	8	7	32
Prison and Alternatives	130	86	13	15	8	1	0	1	6

#### PROBATION

<b>Total Receiving Probation</b>	<b>218</b>	<b>145</b>	<b>10</b>	<b>12</b>	<b>22</b>	<b>0</b>	<b>0</b>	<b>4</b>	<b>25</b>
Probation Only	121	62	8	5	21	0	0	3	22
Probation and Alternatives	97	83	2	7	1	0	0	1	3

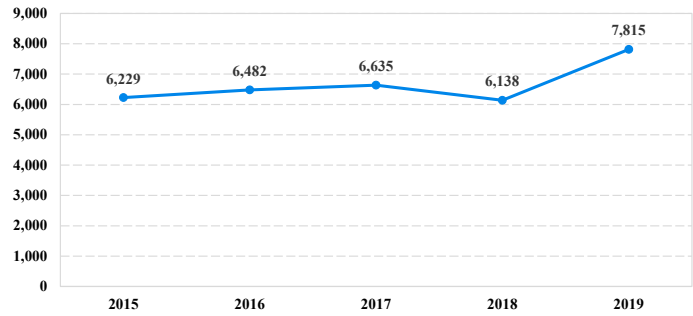
#### FINE ONLY

	<b>0</b>	<b>0</b>	<b>0</b>	<b>0</b>	<b>0</b>	<b>0</b>	<b>0</b>	<b>0</b>	<b>0</b>
--	----------	----------	----------	----------	----------	----------	----------	----------	----------

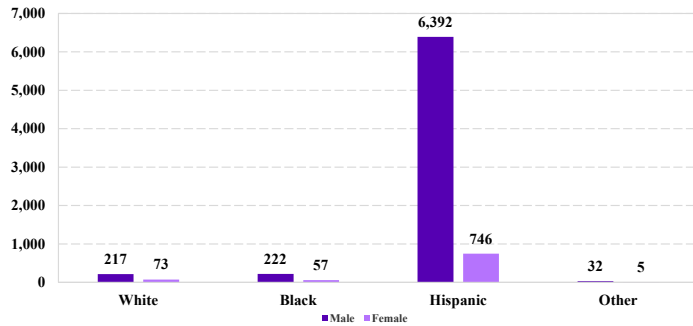
Cases with indeterminable sentence terms are excluded from the calculation of the Mean Sentence or Median Sentence category. Sentences greater than 470 months and probation were included in the sentence average computations as 470 months and zero months, respectively. Cases in the Total Receiving Imprisonment, Total Receiving Probation, and Fine Only categories total 100 percent of all cases. Cases missing information required for a specific analysis were excluded from that analysis. Descriptions of variables used in this analysis are provided in Appendix A.

SOURCE: U.S. Sentencing Commission, 2015 - 2019 Datafiles, USSCFY15 - USSCFY19.

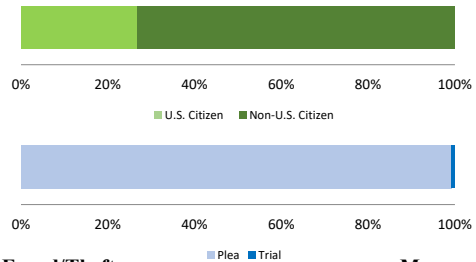
#### Number of Federal Offenders Over Time



#### Race and Gender



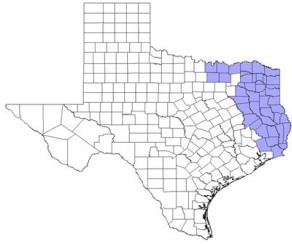
#### Citizenship, Guilty Pleas, and Trials



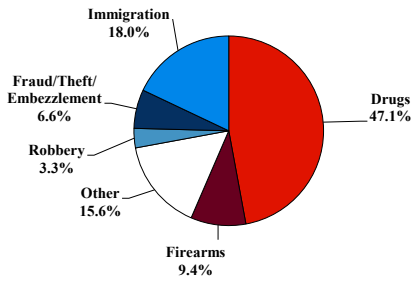
# District at a Glance

## Eastern District of Texas

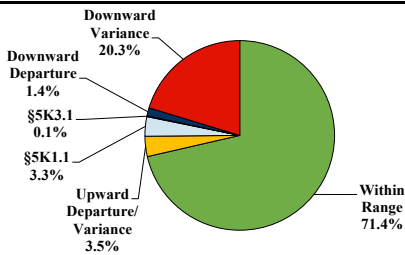
### Fiscal Year 2019



#### Type of Crime



#### Sentence Imposed Relative to the Guideline Range



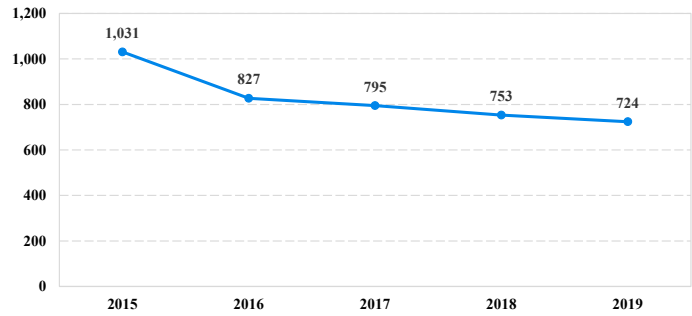
#### SENTENCING INFORMATION BY TYPE OF CRIME

	TOTAL	Immigration	Drug Trafficking	Firearms	Fraud/Theft /Embezzle	Robbery	Child Porn	Money Laundering	All Other
<b>TOTAL</b>	<b>724</b>	<b>130</b>	<b>341</b>	<b>68</b>	<b>48</b>	<b>24</b>	<b>17</b>	<b>9</b>	<b>87</b>
Mean Sentence (months)	85	15	133	53	24	121	110	144	36
Median Sentence (months)	60	6	120	44	17	110	97	121	20
<b>IMPRISONMENT</b>									
<b>Total Receiving Imprisonment</b>	<b>693</b>	<b>129</b>	<b>336</b>	<b>67</b>	<b>35</b>	<b>24</b>	<b>17</b>	<b>9</b>	<b>76</b>
Prison Only	687	129	335	66	32	24	16	9	76
Up to 12 Months	100	83	0	1	6	0	0	1	9
13 to 60 Months	250	44	72	43	21	9	3	1	57
61 to 120 Months	154	2	106	21	5	3	9	2	6
Over 120 Months	183	0	157	1	0	12	4	5	4
Prison and Alternatives	6	0	1	1	3	0	1	0	0
<b>PROBATION</b>									
<b>Total Receiving Probation</b>	<b>29</b>	<b>1</b>	<b>5</b>	<b>1</b>	<b>13</b>	<b>0</b>	<b>0</b>	<b>0</b>	<b>9</b>
Probation Only	23	1	5	0	8	0	0	0	9
Probation and Alternatives	6	0	0	1	5	0	0	0	0
<b>FINE ONLY</b>									
<b>Total Receiving Fine Only</b>	<b>2</b>	<b>0</b>	<b>0</b>	<b>0</b>	<b>0</b>	<b>0</b>	<b>0</b>	<b>0</b>	<b>2</b>

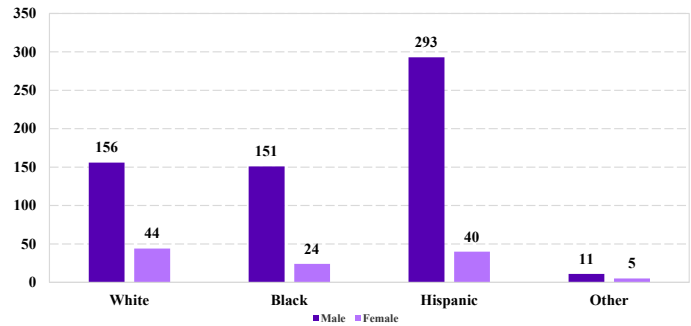
Cases with indeterminable sentence terms are excluded from the calculation of the Mean Sentence or Median Sentence category. Sentences greater than 470 months and probation were included in the sentence average computations as 470 months and zero months, respectively. Cases in the Total Receiving Imprisonment, Total Receiving Probation, and Fine Only categories total 100 percent of all cases. Cases missing information required for a specific analysis were excluded from that analysis. Descriptions of variables used in this analysis are provided in Appendix A.

SOURCE: U.S. Sentencing Commission, 2015 - 2019 Datafiles, USSCFY15 - USSCFY19.

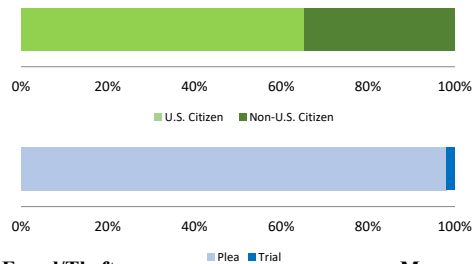
#### Number of Federal Offenders Over Time



#### Race and Gender



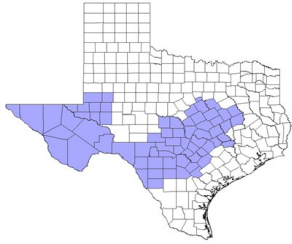
#### Citizenship, Guilty Pleas, and Trials



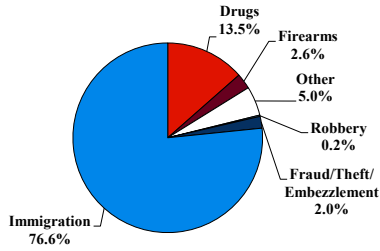
# District at a Glance

## Western District of Texas

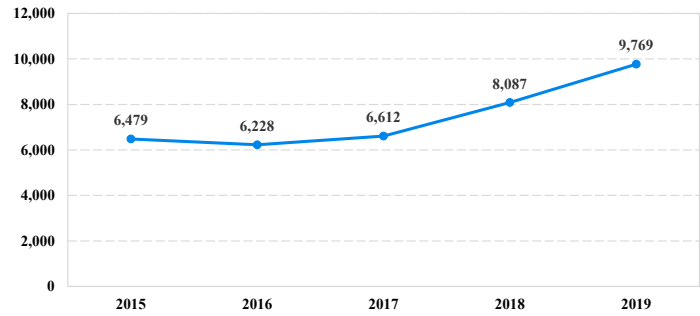
### Fiscal Year 2019



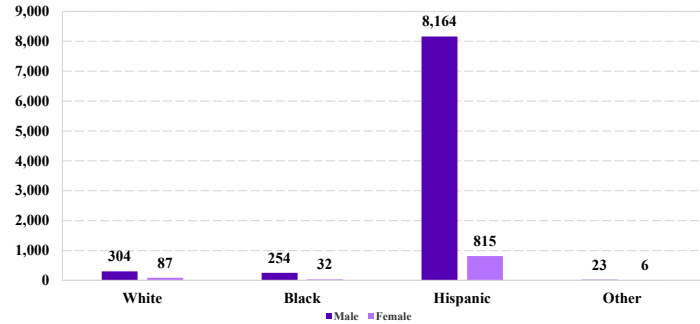
#### Type of Crime



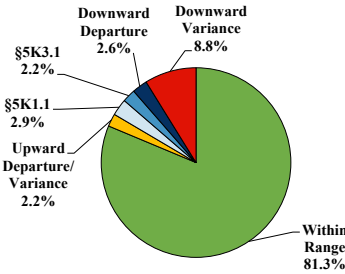
#### Number of Federal Offenders Over Time



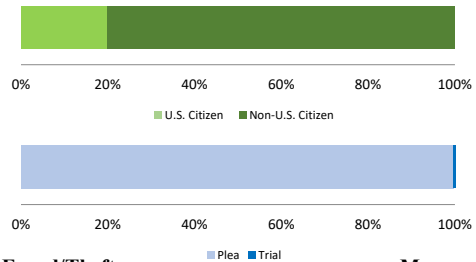
#### Race and Gender



#### Sentence Imposed Relative to the Guideline Range



#### Citizenship, Guilty Pleas, and Trials



#### SENTENCING INFORMATION BY TYPE OF CRIME

	TOTAL	Immigration	Drug Trafficking	Firearms	Fraud/Theft/Embezzle	Robbery	Child Porn	Money Laundering	All Other
	9,769	7,485	1,285	258	196	22	38	29	456
Mean Sentence (months)	19	8	70	34	10	60	129	48	42
Median Sentence (months)	6	5	46	30	1	52	109	12	7

#### IMPRISONMENT

	TOTAL	Immigration	Drug Trafficking	Firearms	Fraud/Theft/Embezzle	Robbery	Child Porn	Money Laundering	All Other
<b>Total Receiving Imprisonment</b>	<b>8,763</b>	<b>6,734</b>	<b>1,227</b>	<b>230</b>	<b>133</b>	<b>20</b>	<b>38</b>	<b>23</b>	<b>358</b>
Prison Only	8,613	6,690	1,151	221	127	20	38	22	344
Up to 12 Months	5,705	5,260	137	21	82	0	0	8	197
13 to 60 Months	2,281	1,401	552	169	39	12	9	9	90
61 to 120 Months	336	29	237	30	6	7	12	2	13
Over 120 Months	291	0	225	1	0	1	17	3	44
Prison and Alternatives	150	44	76	9	6	0	0	1	14

#### PROBATION

	TOTAL	Immigration	Drug Trafficking	Firearms	Fraud/Theft/Embezzle	Robbery	Child Porn	Money Laundering	All Other
<b>Total Receiving Probation</b>	<b>1,000</b>	<b>751</b>	<b>58</b>	<b>28</b>	<b>60</b>	<b>2</b>	<b>0</b>	<b>6</b>	<b>95</b>
Probation Only	908	710	33	19	57	1	0	4	84
Probation and Alternatives	92	41	25	9	3	1	0	2	11

#### FINE ONLY

	TOTAL	Immigration	Drug Trafficking	Firearms	Fraud/Theft/Embezzle	Robbery	Child Porn	Money Laundering	All Other
	6	0	0	0	3	0	0	0	3

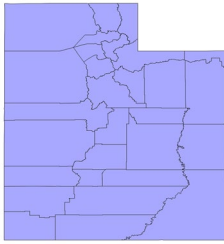
Cases with indeterminable sentence terms are excluded from the calculation of the Mean Sentence or Median Sentence category. Sentences greater than 470 months and probation were included in the sentence average computations as 470 months and zero months, respectively. Cases in the Total Receiving Imprisonment, Total Receiving Probation, and Fine Only categories total 100 percent of all cases. Cases missing information required for a specific analysis were excluded from that analysis. Descriptions of variables used in this analysis are provided in Appendix A.

SOURCE: U.S. Sentencing Commission, 2015 - 2019 Datafiles, USSCFY15 - USSCFY19.

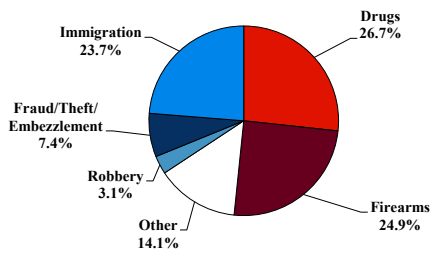
# District at a Glance

## District of Utah

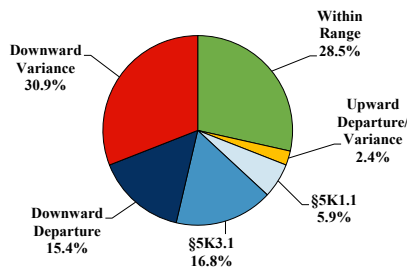
### Fiscal Year 2019



#### Type of Crime



#### Sentence Imposed Relative to the Guideline Range



#### SENTENCING INFORMATION BY TYPE OF CRIME

	TOTAL	Immigration	Drug Trafficking	Firearms	Fraud/Theft /Embezzle	Robbery	Child Porn	Money Laundering	All Other
<b>TOTAL</b>	<b>674</b>	<b>160</b>	<b>177</b>	<b>168</b>	<b>50</b>	<b>21</b>	<b>24</b>	<b>9</b>	<b>65</b>
Mean Sentence (months)	35	7	53	34	19	71	69	59	36
Median Sentence (months)	24	3	48	30	18	51	54	12	15

#### IMPRISONMENT

<b>Total Receiving Imprisonment</b>	<b>591</b>	<b>122</b>	<b>171</b>	<b>156</b>	<b>37</b>	<b>19</b>	<b>24</b>	<b>7</b>	<b>55</b>
Prison Only	580	121	170	151	37	17	24	7	53
Up to 12 Months	132	80	9	19	7	0	0	3	14
13 to 60 Months	347	41	108	114	27	9	14	2	32
61 to 120 Months	76	0	43	16	3	4	7	0	3
Over 120 Months	25	0	10	2	0	4	3	2	4
Prison and Alternatives	11	1	1	5	0	2	0	0	2

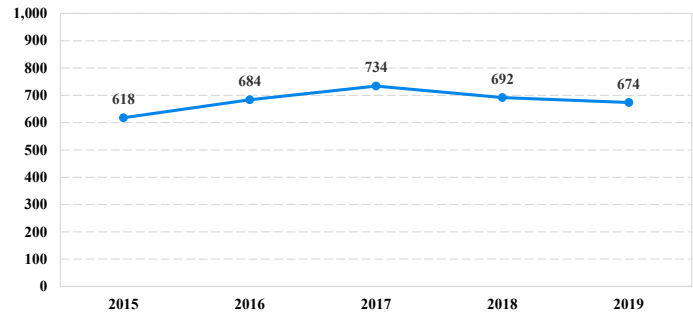
#### PROBATION

<b>Total Receiving Probation</b>	<b>76</b>	<b>38</b>	<b>5</b>	<b>12</b>	<b>10</b>	<b>2</b>	<b>0</b>	<b>2</b>	<b>7</b>
Probation Only	70	38	5	10	6	2	0	2	7
Probation and Alternatives	6	0	0	2	4	0	0	0	0
<b>FINE ONLY</b>	<b>7</b>	<b>0</b>	<b>1</b>	<b>0</b>	<b>3</b>	<b>0</b>	<b>0</b>	<b>0</b>	<b>3</b>

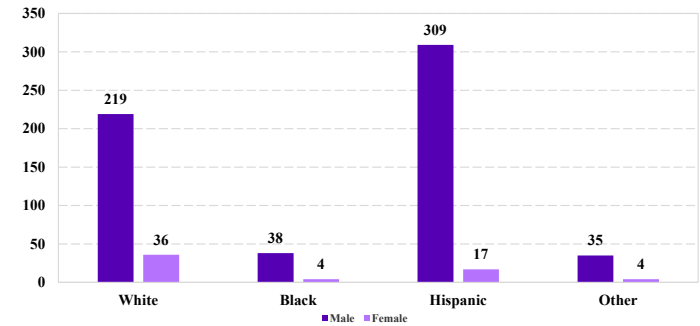
Cases with indeterminable sentence terms are excluded from the calculation of the Mean Sentence or Median Sentence category. Sentences greater than 470 months and probation were included in the sentence average computations as 470 months and zero months, respectively. Cases in the Total Receiving Imprisonment, Total Receiving Probation, and Fine Only categories total 100 percent of all cases. Cases missing information required for a specific analysis were excluded from that analysis. Descriptions of variables used in this analysis are provided in Appendix A.

SOURCE: U.S. Sentencing Commission, 2015 - 2019 Datafiles, USSCFY15 - USSCFY19.

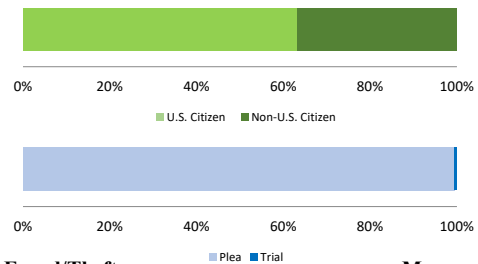
#### Number of Federal Offenders Over Time



#### Race and Gender



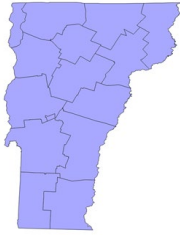
#### Citizenship, Guilty Pleas, and Trials



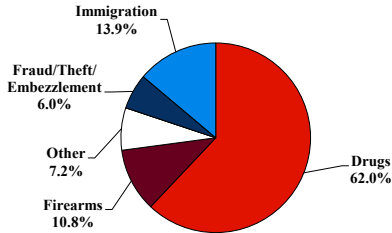
# District at a Glance

## District of Vermont

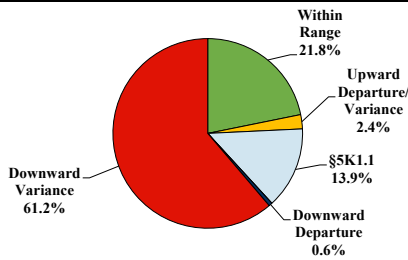
### Fiscal Year 2019



#### Type of Crime



#### Sentence Imposed Relative to the Guideline Range



#### SENTENCING INFORMATION BY TYPE OF CRIME

	TOTAL	Immigration	Drug Trafficking	Firearms	Fraud/Theft /Embezzle	Robbery	Child Porn	Money Laundering	All Other
<b>Total</b>	<b>166</b>	<b>23</b>	<b>99</b>	<b>18</b>	<b>10</b>	<b>0</b>	<b>6</b>	<b>2</b>	<b>8</b>
Mean Sentence (months)	34	3	41	42	17	--	55	--	33
Median Sentence (months)	24	0	30	39	10	--	47	--	4

#### IMPRISONMENT

<b>Total Receiving Imprisonment</b>	<b>160</b>	<b>23</b>	<b>96</b>	<b>18</b>	<b>8</b>	<b>0</b>	<b>6</b>	<b>2</b>	<b>7</b>
Prison Only	153	23	90	18	7	0	6	2	7
Up to 12 Months	56	20	22	6	3	0	0	1	4
13 to 60 Months	65	3	47	5	4	0	4	1	1
61 to 120 Months	30	0	19	7	0	0	2	0	2
Over 120 Months	2	0	2	0	0	0	0	0	0
Prison and Alternatives	7	0	6	0	1	0	0	0	0

#### PROBATION

<b>Total Receiving Probation</b>	<b>6</b>	<b>0</b>	<b>3</b>	<b>0</b>	<b>2</b>	<b>0</b>	<b>0</b>	<b>0</b>	<b>1</b>
Probation Only	6	0	3	0	2	0	0	0	1
Probation and Alternatives	0	0	0	0	0	0	0	0	0

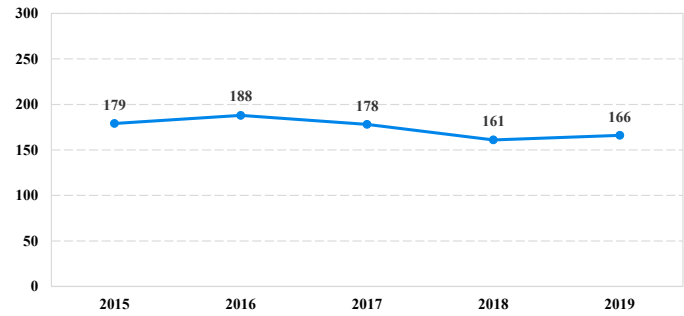
#### FINE ONLY

<b>FINE ONLY</b>	<b>0</b>	<b>0</b>	<b>0</b>	<b>0</b>	<b>0</b>	<b>0</b>	<b>0</b>	<b>0</b>	<b>0</b>
------------------	----------	----------	----------	----------	----------	----------	----------	----------	----------

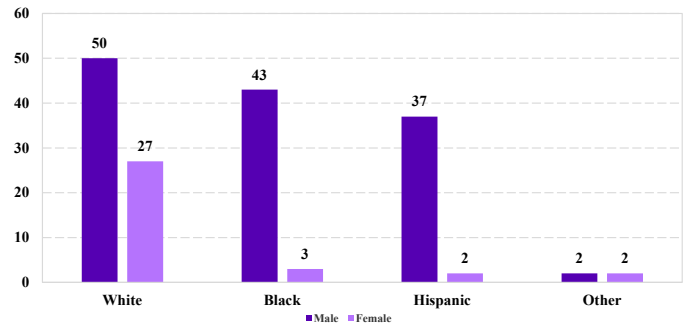
Cases with indeterminable sentence terms are excluded from the calculation of the Mean Sentence or Median Sentence category. Sentences greater than 470 months and probation were included in the sentence average computations as 470 months and zero months, respectively. Cases in the Total Receiving Imprisonment, Total Receiving Probation, and Fine Only categories total 100 percent of all cases. Cases missing information required for a specific analysis were excluded from that analysis. Descriptions of variables used in this analysis are provided in Appendix A.

SOURCE: U.S. Sentencing Commission, 2015 - 2019 Datafiles, USSCFY15 - USSCFY19.

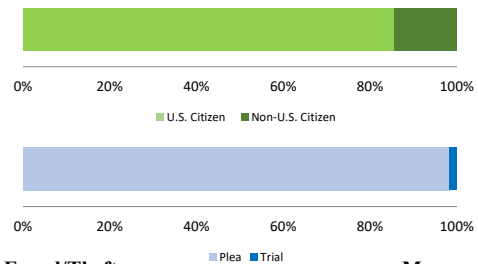
#### Number of Federal Offenders Over Time



#### Race and Gender



#### Citizenship, Guilty Pleas, and Trials



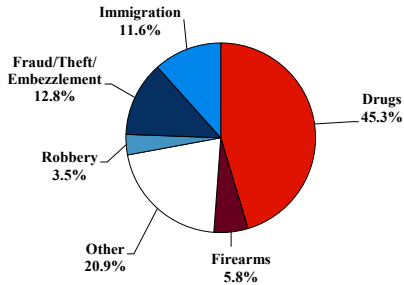
# District at a Glance

## Virgin Islands

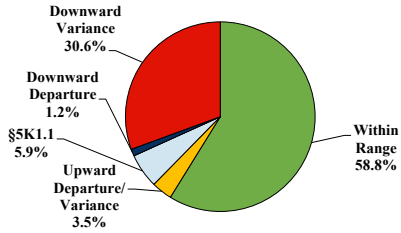
### Fiscal Year 2019



#### Type of Crime



#### Sentence Imposed Relative to the Guideline Range



#### SENTENCING INFORMATION BY TYPE OF CRIME

	TOTAL	Immigration	Drug Trafficking	Firearms	Fraud/Theft /Embezzle	Robbery	Child Porn	Money Laundering	All Other
	86	10	39	5	11	3	0	0	18
Mean Sentence (months)	48	10	67	46	6	124	--	--	43
Median Sentence (months)	22	7	30	36	0	132	--	--	12

#### IMPRISONMENT

<b>Total Receiving Imprisonment</b>	77	10	37	5	7	3	0	0	15
Prison Only	76	10	37	5	7	3	0	0	14
Up to 12 Months	20	6	2	1	5	0	0	0	6
13 to 60 Months	36	4	21	3	2	0	0	0	6
61 to 120 Months	11	0	9	1	0	1	0	0	0
Over 120 Months	9	0	5	0	0	2	0	0	2
Prison and Alternatives	1	0	0	0	0	0	0	0	1

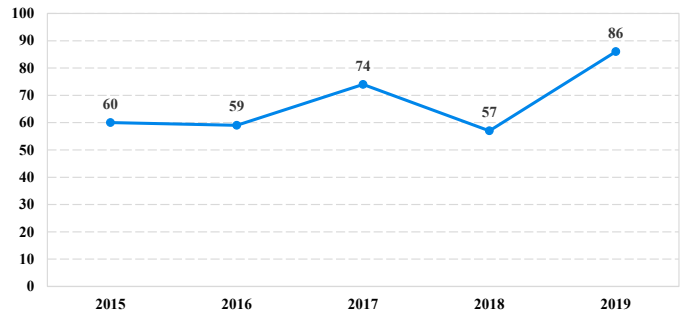
#### PROBATION

<b>Total Receiving Probation</b>	9	0	2	0	4	0	0	0	3
Probation Only	6	0	0	0	3	0	0	0	3
Probation and Alternatives	3	0	2	0	1	0	0	0	0
<b>FINE ONLY</b>	0	0	0	0	0	0	0	0	0

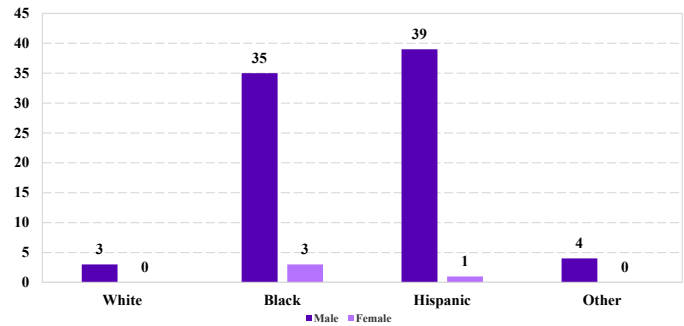
Cases with indeterminable sentence terms are excluded from the calculation of the Mean Sentence or Median Sentence category. Sentences greater than 470 months and probation were included in the sentence average computations as 470 months and zero months, respectively. Cases in the Total Receiving Imprisonment, Total Receiving Probation, and Fine Only categories total 100 percent of all cases. Cases missing information required for a specific analysis were excluded from that analysis. Descriptions of variables used in this analysis are provided in Appendix A.

SOURCE: U.S. Sentencing Commission, 2015 - 2019 Datafiles, USSCFY15 - USSCFY19.

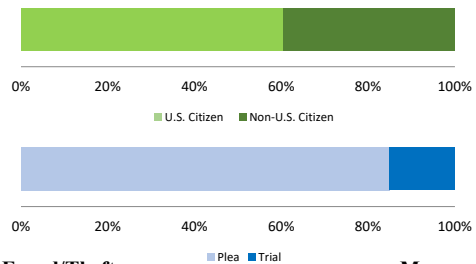
#### Number of Federal Offenders Over Time



#### Race and Gender



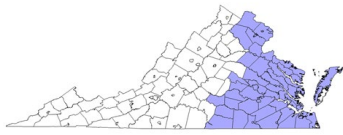
#### Citizenship, Guilty Pleas, and Trials



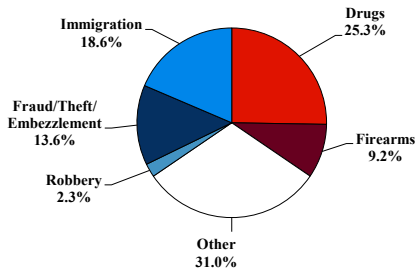
# District at a Glance

## Eastern District of Virginia

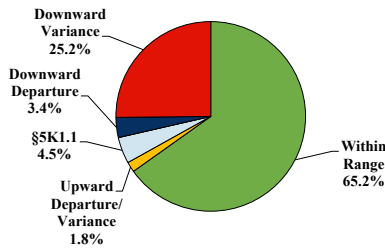
### Fiscal Year 2019



#### Type of Crime



#### Sentence Imposed Relative to the Guideline Range



#### SENTENCING INFORMATION BY TYPE OF CRIME

	TOTAL	Immigration	Drug Trafficking	Firearms	Fraud/Theft /Embezzle	Robbery	Child Porn	Money Laundering	All Other
	1,211	225	269	112	165	28	50	15	347
Mean Sentence (months)	47	5	102	50	24	153	106	48	25
Median Sentence (months)	12	3	84	36	11	151	74	30	0

#### IMPRISONMENT

<b>Total Receiving Imprisonment</b>	<b>891</b>	<b>223</b>	<b>265</b>	<b>96</b>	<b>102</b>	<b>28</b>	<b>49</b>	<b>15</b>	<b>113</b>
Prison Only	865	223	258	94	93	28	48	13	108
Up to 12 Months	283	192	13	10	16	0	0	3	49
13 to 60 Months	275	31	80	53	58	1	16	6	30
61 to 120 Months	169	0	90	22	15	10	23	2	7
Over 120 Months	138	0	75	9	4	17	9	2	22
Prison and Alternatives	26	0	7	2	9	0	1	2	5

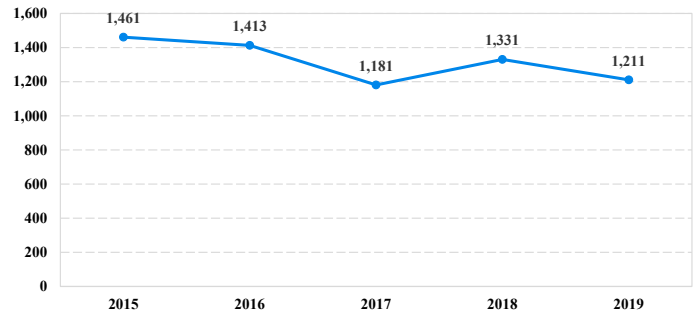
#### PROBATION

<b>Total Receiving Probation</b>	<b>244</b>	<b>2</b>	<b>4</b>	<b>16</b>	<b>56</b>	<b>0</b>	<b>1</b>	<b>0</b>	<b>165</b>
Probation Only	193	1	1	2	40	0	1	0	148
Probation and Alternatives	51	1	3	14	16	0	0	0	17
<b>FINE ONLY</b>	<b>76</b>	<b>0</b>	<b>0</b>	<b>0</b>	<b>7</b>	<b>0</b>	<b>0</b>	<b>0</b>	<b>69</b>

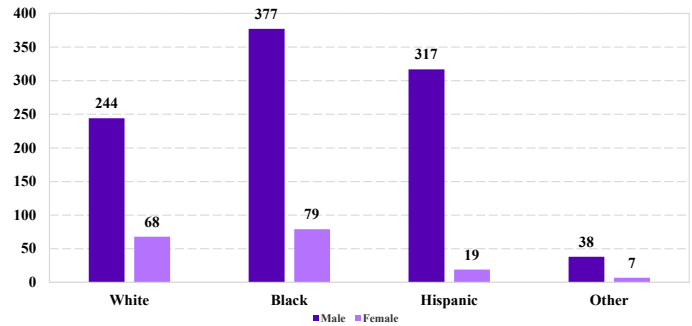
Cases with indeterminable sentence terms are excluded from the calculation of the Mean Sentence or Median Sentence category. Sentences greater than 470 months and probation were included in the sentence average computations as 470 months and zero months, respectively. Cases in the Total Receiving Imprisonment, Total Receiving Probation, and Fine Only categories total 100 percent of all cases. Cases missing information required for a specific analysis were excluded from that analysis. Descriptions of variables used in this analysis are provided in Appendix A.

SOURCE: U.S. Sentencing Commission, 2015 - 2019 Datafiles, USSCFY15 - USSCFY19.

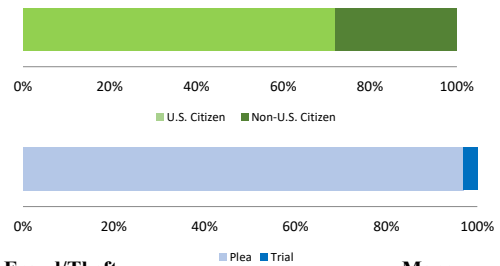
#### Number of Federal Offenders Over Time



#### Race and Gender



#### Citizenship, Guilty Pleas, and Trials



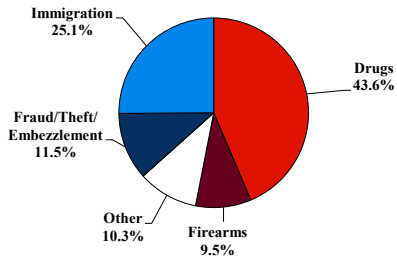
# District at a Glance

## Western District of Virginia

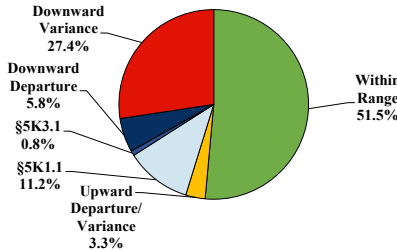
### Fiscal Year 2019



#### Type of Crime



#### Sentence Imposed Relative to the Guideline Range



#### SENTENCING INFORMATION BY TYPE OF CRIME

	TOTAL	Immigration	Drug Trafficking	Firearms	Fraud/Theft /Embezzle	Robbery	Child Porn	Money Laundering	All Other
	243	61	106	23	28	0	3	0	22
Mean Sentence (months)	58	5	105	38	11	--	174	--	48
Median Sentence (months)	24	3	87	30	6	--	84	--	24

#### IMPRISONMENT

<b>Total Receiving Imprisonment</b>	<b>217</b>	<b>60</b>	<b>103</b>	<b>18</b>	<b>14</b>	<b>0</b>	<b>3</b>	<b>0</b>	<b>19</b>
Prison Only	211	60	101	17	13	0	3	0	17
Up to 12 Months	64	53	1	0	7	0	0	0	3
13 to 60 Months	71	7	34	13	5	0	0	0	12
61 to 120 Months	36	0	30	3	1	0	2	0	0
Over 120 Months	40	0	36	1	0	0	1	0	2
Prison and Alternatives	6	0	2	1	1	0	0	0	2

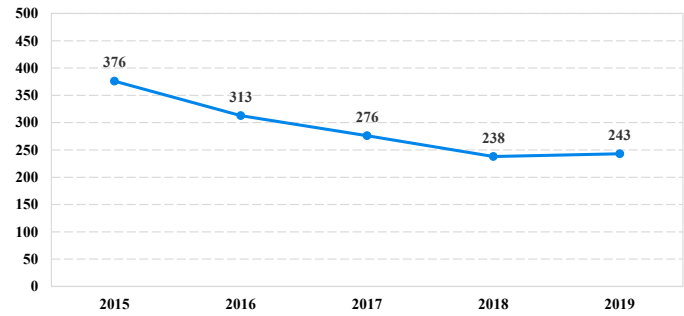
#### PROBATION

<b>Total Receiving Probation</b>	<b>26</b>	<b>1</b>	<b>3</b>	<b>5</b>	<b>14</b>	<b>0</b>	<b>0</b>	<b>0</b>	<b>3</b>
Probation Only	14	1	3	2	6	0	0	0	2
Probation and Alternatives	12	0	0	3	8	0	0	0	1
<b>FINE ONLY</b>	<b>0</b>	<b>0</b>	<b>0</b>	<b>0</b>	<b>0</b>	<b>0</b>	<b>0</b>	<b>0</b>	<b>0</b>

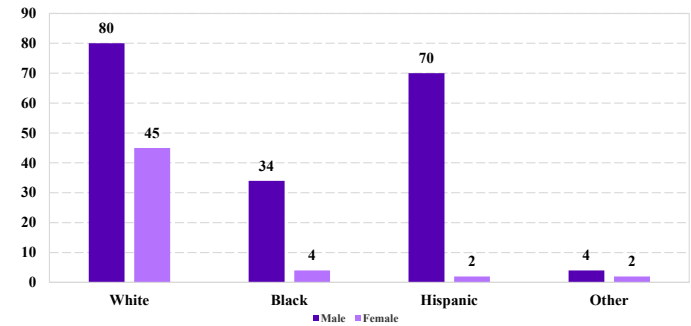
Cases with indeterminable sentence terms are excluded from the calculation of the Mean Sentence or Median Sentence category. Sentences greater than 470 months and probation were included in the sentence average computations as 470 months and zero months, respectively. Cases in the Total Receiving Imprisonment, Total Receiving Probation, and Fine Only categories total 100 percent of all cases. Cases missing information required for a specific analysis were excluded from that analysis. Descriptions of variables used in this analysis are provided in Appendix A.

SOURCE: U.S. Sentencing Commission, 2015 - 2019 Datafiles, USSCFY15 - USSCFY19.

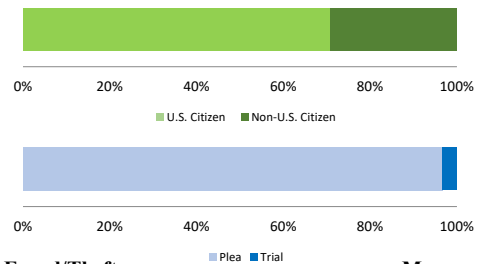
#### Number of Federal Offenders Over Time



#### Race and Gender



#### Citizenship, Guilty Pleas, and Trials

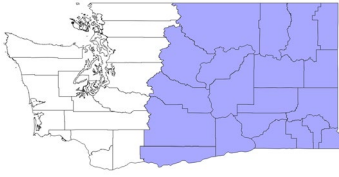




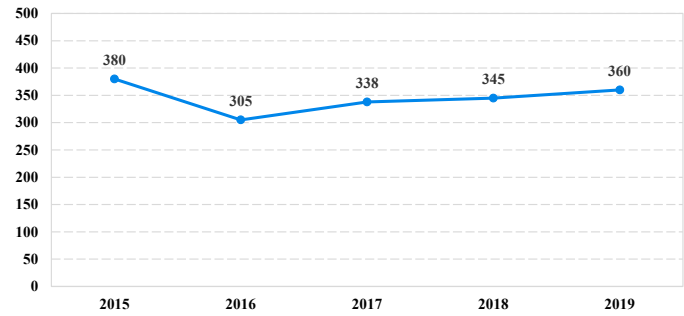
# District at a Glance

## Eastern District of Washington

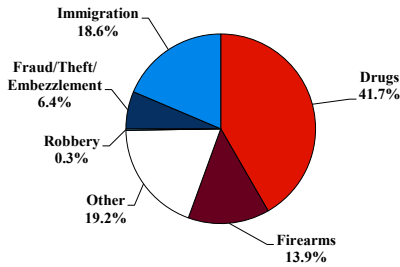
### Fiscal Year 2019



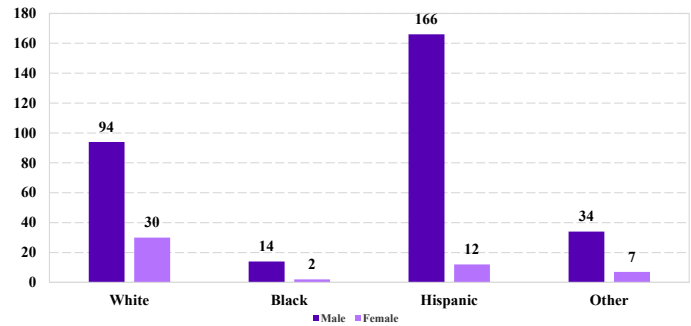
Number of Federal Offenders Over Time



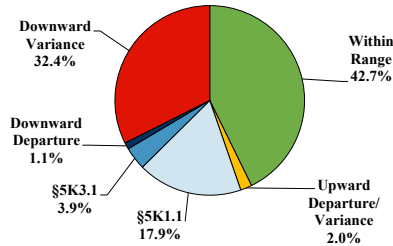
Type of Crime



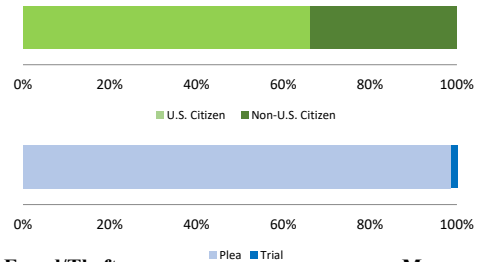
Race and Gender



Sentence Imposed Relative to the Guideline Range



Citizenship, Guilty Pleas, and Trials



SENTENCING INFORMATION BY TYPE OF CRIME

	TOTAL	Immigration	Drug Trafficking	Firearms	Fraud/Theft /Embezzle	Robbery	Child Porn	Money Laundering	All Other
<b>Total</b>	<b>360</b>	<b>67</b>	<b>148</b>	<b>50</b>	<b>23</b>	<b>1</b>	<b>15</b>	<b>3</b>	<b>53</b>
Mean Sentence (months)	49	5	74	33	10	--	68	78	62
Median Sentence (months)	29	3	60	26	6	--	60	18	30

**IMPRISONMENT**

<b>Total Receiving Imprisonment</b>	<b>343</b>	<b>67</b>	<b>146</b>	<b>46</b>	<b>20</b>	<b>1</b>	<b>15</b>	<b>2</b>	<b>46</b>
Prison Only	326	67	138	44	17	1	15	2	42
Up to 12 Months	105	61	20	7	9	0	1	0	7
13 to 60 Months	136	6	54	32	8	1	8	1	26
61 to 120 Months	51	0	40	4	0	0	5	0	2
Over 120 Months	34	0	24	1	0	0	1	1	7
Prison and Alternatives	17	0	8	2	3	0	0	0	4

**PROBATION**

<b>Total Receiving Probation</b>	<b>17</b>	<b>0</b>	<b>2</b>	<b>4</b>	<b>3</b>	<b>0</b>	<b>0</b>	<b>1</b>	<b>7</b>
Probation Only	14	0	1	4	3	0	0	0	6
Probation and Alternatives	3	0	1	0	0	0	0	1	1

**FINE ONLY**

<b>FINE ONLY</b>	<b>0</b>	<b>0</b>	<b>0</b>	<b>0</b>	<b>0</b>	<b>0</b>	<b>0</b>	<b>0</b>	<b>0</b>
------------------	----------	----------	----------	----------	----------	----------	----------	----------	----------

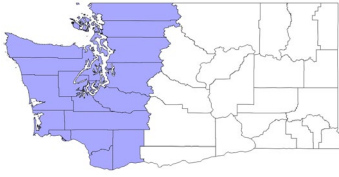
Cases with indeterminable sentence terms are excluded from the calculation of the Mean Sentence or Median Sentence category. Sentences greater than 470 months and probation were included in the sentence average computations as 470 months and zero months, respectively. Cases in the Total Receiving Imprisonment, Total Receiving Probation, and Fine Only categories total 100 percent of all cases. Cases missing information required for a specific analysis were excluded from that analysis. Descriptions of variables used in this analysis are provided in Appendix A.

SOURCE: U.S. Sentencing Commission, 2015 - 2019 Datafiles, USSCFY15 - USSCFY19.

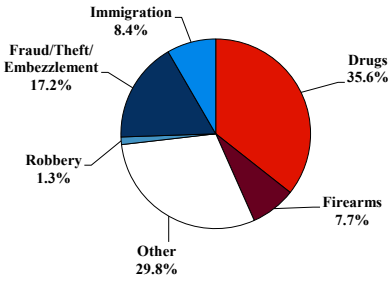
# District at a Glance

## Western District of Washington

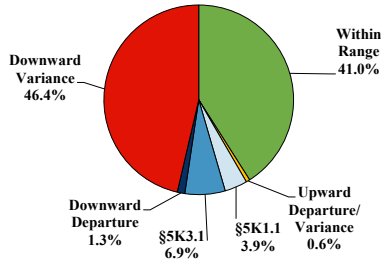
### Fiscal Year 2019



#### Type of Crime



#### Sentence Imposed Relative to the Guideline Range



#### SENTENCING INFORMATION BY TYPE OF CRIME

	TOTAL	Immigration	Drug Trafficking	Firearms	Fraud/Theft/Embezzle	Robbery	Child Porn	Money Laundering	All Other
<b>Total</b>	<b>466</b>	<b>39</b>	<b>151</b>	<b>36</b>	<b>80</b>	<b>6</b>	<b>16</b>	<b>8</b>	<b>130</b>
Mean Sentence (months)	31	6	56	30	13	86	63	66	13
Median Sentence (months)	12	5	60	27	0	75	54	42	0

#### IMPRISONMENT

<b>Total Receiving Imprisonment</b>	<b>377</b>	<b>39</b>	<b>151</b>	<b>35</b>	<b>37</b>	<b>6</b>	<b>16</b>	<b>8</b>	<b>85</b>
Prison Only	361	39	146	32	35	6	15	7	81
Up to 12 Months	122	34	11	5	9	1	1	1	60
13 to 60 Months	156	5	77	25	24	1	7	3	14
61 to 120 Months	70	0	53	2	2	2	7	1	3
Over 120 Months	13	0	5	0	0	2	0	2	4
Prison and Alternatives	16	0	5	3	2	0	1	1	4

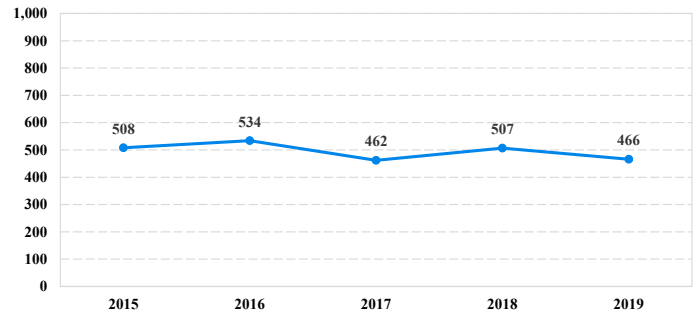
#### PROBATION

<b>Total Receiving Probation</b>	<b>24</b>	<b>0</b>	<b>0</b>	<b>1</b>	<b>18</b>	<b>0</b>	<b>0</b>	<b>0</b>	<b>5</b>
Probation Only	23	0	0	1	18	0	0	0	4
Probation and Alternatives	1	0	0	0	0	0	0	0	1
<b>FINE ONLY</b>	<b>65</b>	<b>0</b>	<b>0</b>	<b>0</b>	<b>25</b>	<b>0</b>	<b>0</b>	<b>0</b>	<b>40</b>

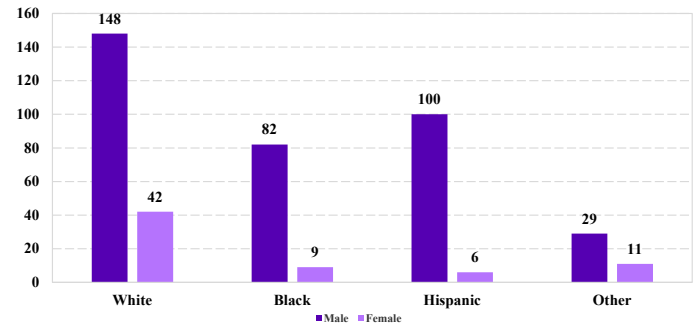
Cases with indeterminable sentence terms are excluded from the calculation of the Mean Sentence or Median Sentence category. Sentences greater than 470 months and probation were included in the sentence average computations as 470 months and zero months, respectively. Cases in the Total Receiving Imprisonment, Total Receiving Probation, and Fine Only categories total 100 percent of all cases. Cases missing information required for a specific analysis were excluded from that analysis. Descriptions of variables used in this analysis are provided in Appendix A.

SOURCE: U.S. Sentencing Commission, 2015 - 2019 Datafiles, USSCFY15 - USSCFY19.

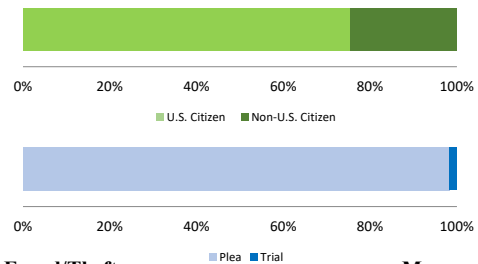
#### Number of Federal Offenders Over Time



#### Race and Gender



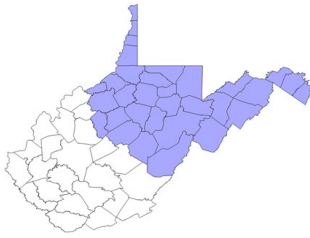
#### Citizenship, Guilty Pleas, and Trials



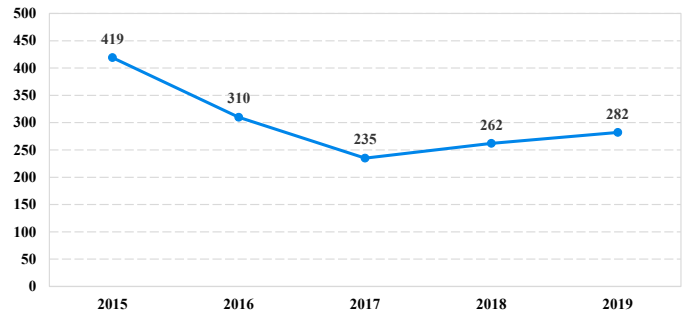
# District at a Glance

## Northern District of West Virginia

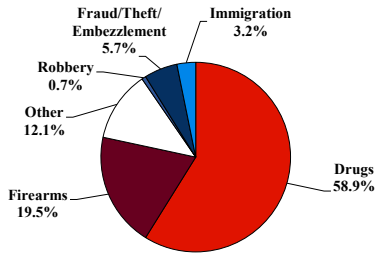
### Fiscal Year 2019



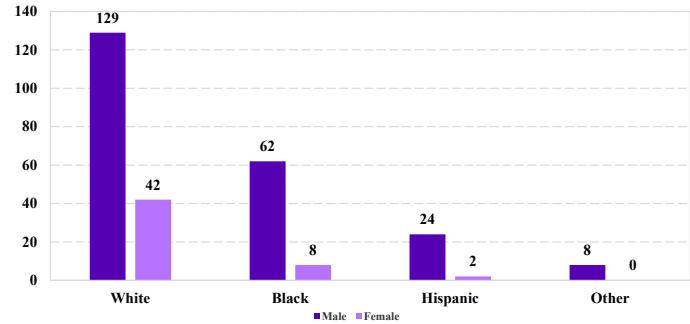
Number of Federal Offenders Over Time



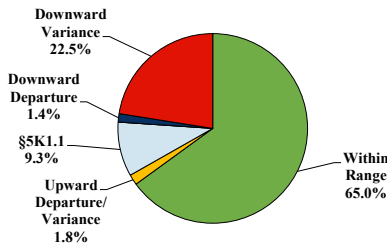
Type of Crime



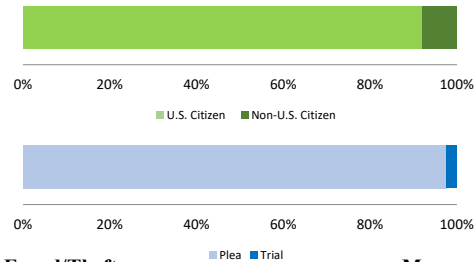
Race and Gender



Sentence Imposed Relative to the Guideline Range



Citizenship, Guilty Pleas, and Trials



#### SENTENCING INFORMATION BY TYPE OF CRIME

	TOTAL	Immigration	Drug Trafficking	Firearms	Fraud/Theft /Embezzle	Robbery	Child Porn	Money Laundering	All Other
	282	9	165	55	16	2	5	0	30
Mean Sentence (months)	50	4	60	37	21	--	76	--	36
Median Sentence (months)	27	3	37	25	8	--	97	--	8

#### IMPRISONMENT

<b>Total Receiving Imprisonment</b>	<b>240</b>	<b>9</b>	<b>146</b>	<b>45</b>	<b>13</b>	<b>2</b>	<b>5</b>	<b>0</b>	<b>20</b>
Prison Only	236	9	144	45	12	2	5	0	19
Up to 12 Months	44	8	21	4	5	0	0	0	6
13 to 60 Months	120	1	69	31	7	0	2	0	10
61 to 120 Months	41	0	28	9	0	1	3	0	0
Over 120 Months	31	0	26	1	0	1	0	0	3
Prison and Alternatives	4	0	2	0	1	0	0	0	1

#### PROBATION

<b>Total Receiving Probation</b>	<b>42</b>	<b>0</b>	<b>19</b>	<b>10</b>	<b>3</b>	<b>0</b>	<b>0</b>	<b>0</b>	<b>10</b>
Probation Only	38	0	17	8	3	0	0	0	10
Probation and Alternatives	4	0	2	2	0	0	0	0	0
<b>FINE ONLY</b>	<b>0</b>	<b>0</b>	<b>0</b>	<b>0</b>	<b>0</b>	<b>0</b>	<b>0</b>	<b>0</b>	<b>0</b>

Cases with indeterminable sentence terms are excluded from the calculation of the Mean Sentence or Median Sentence category. Sentences greater than 470 months and probation were included in the sentence average computations as 470 months and zero months, respectively. Cases in the Total Receiving Imprisonment, Total Receiving Probation, and Fine Only categories total 100 percent of all cases. Cases missing information required for a specific analysis were excluded from that analysis. Descriptions of variables used in this analysis are provided in Appendix A.

SOURCE: U.S. Sentencing Commission, 2015 - 2019 Datafiles, USSCFY15 - USSCFY19.

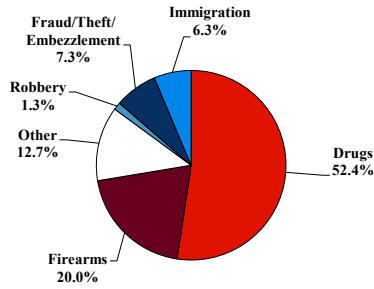
# District at a Glance

## Southern District of West Virginia

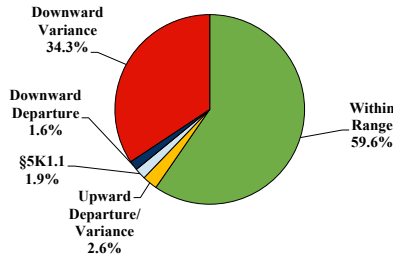
### Fiscal Year 2019



#### Type of Crime



#### Sentence Imposed Relative to the Guideline Range



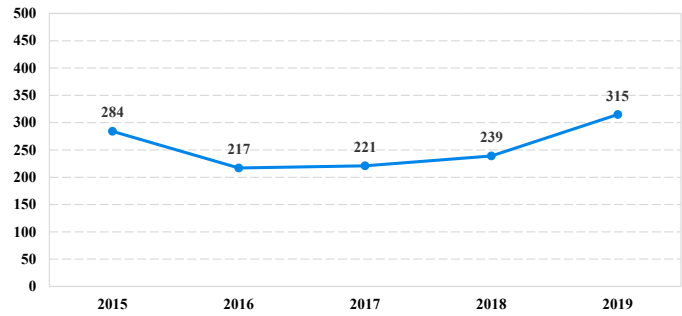
#### SENTENCING INFORMATION BY TYPE OF CRIME

	TOTAL	Immigration	Drug Trafficking	Firearms	Fraud/Theft /Embezzle	Robbery	Child Porn	Money Laundering	All Other
<b>TOTAL</b>	<b>315</b>	<b>20</b>	<b>163</b>	<b>63</b>	<b>23</b>	<b>4</b>	<b>6</b>	<b>4</b>	<b>32</b>
Mean Sentence (months)	51	3	59	40	15	215	68	50	59
Median Sentence (months)	34	4	41	37	12	219	66	48	15
<b>IMPRISONMENT</b>									
<b>Total Receiving Imprisonment</b>	<b>301</b>	<b>20</b>	<b>157</b>	<b>61</b>	<b>20</b>	<b>4</b>	<b>6</b>	<b>4</b>	<b>29</b>
Prison Only	289	20	152	60	14	4	6	4	29
Up to 12 Months	45	20	10	2	5	0	0	0	8
13 to 60 Months	152	0	78	47	9	0	3	3	12
61 to 120 Months	67	0	48	11	0	1	2	1	4
Over 120 Months	25	0	16	0	0	3	1	0	5
Prison and Alternatives	12	0	5	1	6	0	0	0	0
<b>PROBATION</b>									
<b>Total Receiving Probation</b>	<b>14</b>	<b>0</b>	<b>6</b>	<b>2</b>	<b>3</b>	<b>0</b>	<b>0</b>	<b>0</b>	<b>3</b>
Probation Only	8	0	3	2	1	0	0	0	2
Probation and Alternatives	6	0	3	0	2	0	0	0	1
<b>FINE ONLY</b>	<b>0</b>	<b>0</b>	<b>0</b>	<b>0</b>	<b>0</b>	<b>0</b>	<b>0</b>	<b>0</b>	<b>0</b>

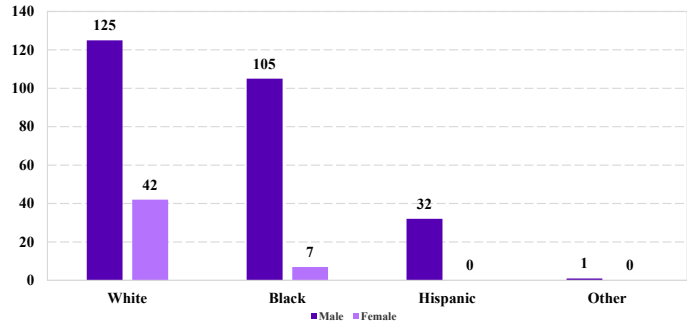
Cases with indeterminable sentence terms are excluded from the calculation of the Mean Sentence or Median Sentence category. Sentences greater than 470 months and probation were included in the sentence average computations as 470 months and zero months, respectively. Cases in the Total Receiving Imprisonment, Total Receiving Probation, and Fine Only categories total 100 percent of all cases. Cases missing information required for a specific analysis were excluded from that analysis. Descriptions of variables used in this analysis are provided in Appendix A.

SOURCE: U.S. Sentencing Commission, 2015 - 2019 Datafiles, USSCFY15 - USSCFY19.

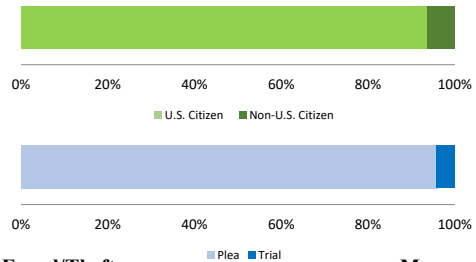
#### Number of Federal Offenders Over Time



#### Race and Gender



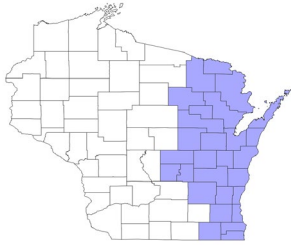
#### Citizenship, Guilty Pleas, and Trials



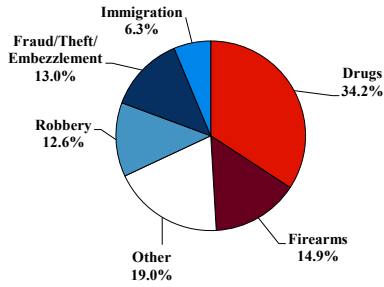
# District at a Glance

## Eastern District of Wisconsin

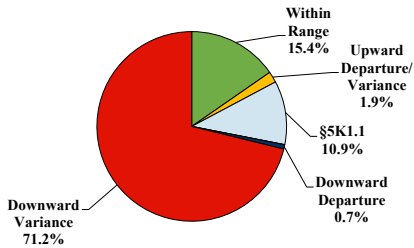
### Fiscal Year 2019



#### Type of Crime



#### Sentence Imposed Relative to the Guideline Range



#### SENTENCING INFORMATION BY TYPE OF CRIME

	TOTAL	Immigration	Drug Trafficking	Firearms	Fraud/Theft /Embezzle	Robbery	Child Porn	Money Laundering	All Other
	269	17	92	40	35	34	8	2	41
Mean Sentence (months)	53	5	75	30	15	91	87	--	39
Median Sentence (months)	34	3	65	28	0	102	82	--	18

#### IMPRISONMENT

<b>Total Receiving Imprisonment</b>	<b>223</b>	<b>17</b>	<b>86</b>	<b>29</b>	<b>17</b>	<b>33</b>	<b>8</b>	<b>1</b>	<b>32</b>
Prison Only	218	17	84	28	16	32	8	1	32
Up to 12 Months	36	13	9	2	5	1	0	0	6
13 to 60 Months	92	4	27	24	9	7	3	0	18
61 to 120 Months	64	0	36	1	1	16	4	1	5
Over 120 Months	26	0	12	1	1	8	1	0	3
Prison and Alternatives	5	0	2	1	1	1	0	0	0

#### PROBATION

<b>Total Receiving Probation</b>	<b>44</b>	<b>0</b>	<b>6</b>	<b>11</b>	<b>17</b>	<b>1</b>	<b>0</b>	<b>1</b>	<b>8</b>
Probation Only	32	0	4	8	14	1	0	1	4
Probation and Alternatives	12	0	2	3	3	0	0	0	4

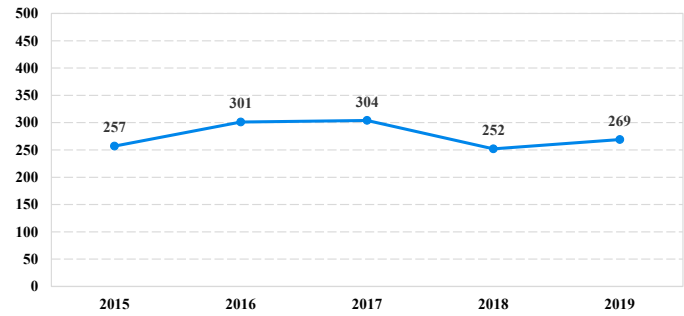
#### FINE ONLY

	<b>2</b>	<b>0</b>	<b>0</b>	<b>0</b>	<b>1</b>	<b>0</b>	<b>0</b>	<b>0</b>	<b>1</b>
--	----------	----------	----------	----------	----------	----------	----------	----------	----------

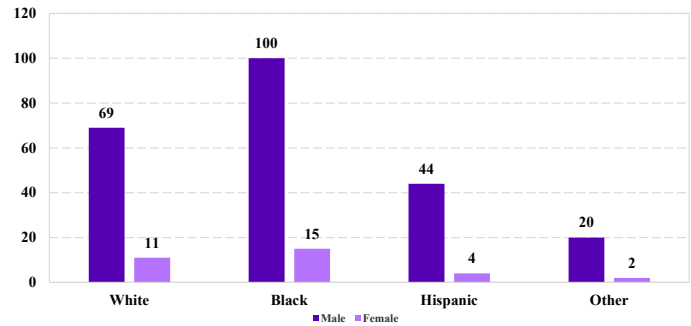
Cases with indeterminable sentence terms are excluded from the calculation of the Mean Sentence or Median Sentence category. Sentences greater than 470 months and probation were included in the sentence average computations as 470 months and zero months, respectively. Cases in the Total Receiving Imprisonment, Total Receiving Probation, and Fine Only categories total 100 percent of all cases. Cases missing information required for a specific analysis were excluded from that analysis. Descriptions of variables used in this analysis are provided in Appendix A.

SOURCE: U.S. Sentencing Commission, 2015 - 2019 Datafiles, USSCFY15 - USSCFY19.

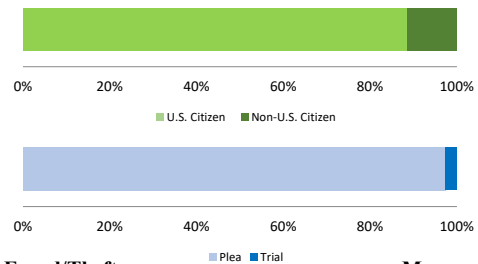
#### Number of Federal Offenders Over Time



#### Race and Gender



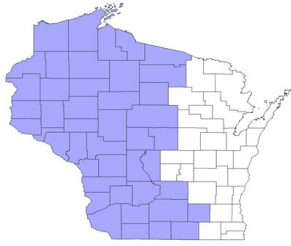
#### Citizenship, Guilty Pleas, and Trials



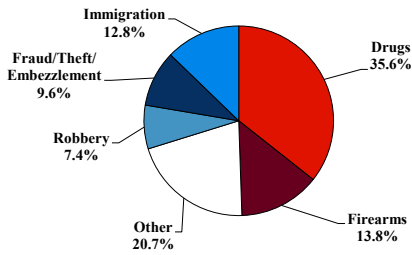
# District at a Glance

## Western District of Wisconsin

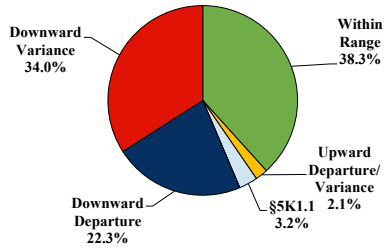
### Fiscal Year 2019



#### Type of Crime



#### Sentence Imposed Relative to the Guideline Range



#### SENTENCING INFORMATION BY TYPE OF CRIME

	TOTAL	Immigration	Drug Trafficking	Firearms	Fraud/Theft /Embezzle	Robbery	Child Porn	Money Laundering	All Other
<b>Total</b>	<b>188</b>	<b>24</b>	<b>67</b>	<b>26</b>	<b>18</b>	<b>14</b>	<b>8</b>	<b>4</b>	<b>27</b>
Mean Sentence (months)	64	10	79	54	33	110	110	33	69
Median Sentence (months)	48	6	78	42	24	90	120	35	26

#### IMPRISONMENT

	TOTAL	Immigration	Drug Trafficking	Firearms	Fraud/Theft /Embezzle	Robbery	Child Porn	Money Laundering	All Other
<b>Total Receiving Imprisonment</b>	<b>177</b>	<b>24</b>	<b>65</b>	<b>25</b>	<b>17</b>	<b>14</b>	<b>8</b>	<b>4</b>	<b>20</b>
Prison Only	174	23	64	25	16	14	8	4	20
Up to 12 Months	24	16	3	0	3	0	0	0	2
13 to 60 Months	77	7	20	20	11	1	2	4	12
61 to 120 Months	47	0	28	3	1	10	4	0	1
Over 120 Months	26	0	13	2	1	3	2	0	5
Prison and Alternatives	3	1	1	0	1	0	0	0	0

#### PROBATION

	TOTAL	Immigration	Drug Trafficking	Firearms	Fraud/Theft /Embezzle	Robbery	Child Porn	Money Laundering	All Other
<b>Total Receiving Probation</b>	<b>10</b>	<b>0</b>	<b>2</b>	<b>1</b>	<b>0</b>	<b>0</b>	<b>0</b>	<b>0</b>	<b>7</b>
Probation Only	10	0	2	1	0	0	0	0	7
Probation and Alternatives	0	0	0	0	0	0	0	0	0

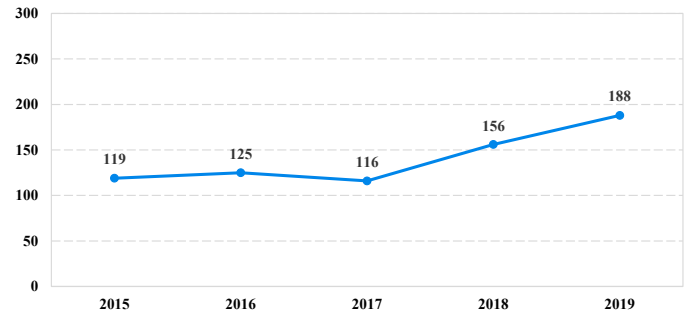
#### FINE ONLY

	TOTAL	Immigration	Drug Trafficking	Firearms	Fraud/Theft /Embezzle	Robbery	Child Porn	Money Laundering	All Other
<b>Total</b>	<b>1</b>	<b>0</b>	<b>0</b>	<b>0</b>	<b>1</b>	<b>0</b>	<b>0</b>	<b>0</b>	<b>0</b>

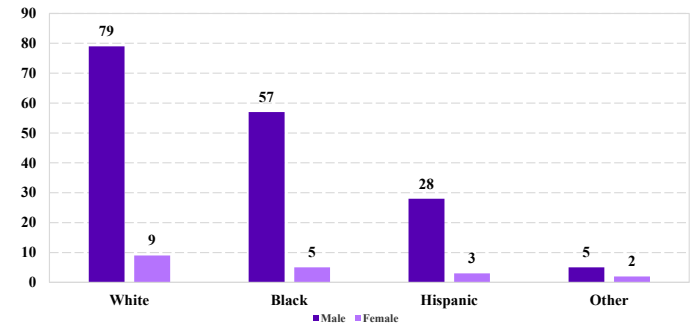
Cases with indeterminable sentence terms are excluded from the calculation of the Mean Sentence or Median Sentence category. Sentences greater than 470 months and probation were included in the sentence average computations as 470 months and zero months, respectively. Cases in the Total Receiving Imprisonment, Total Receiving Probation, and Fine Only categories total 100 percent of all cases. Cases missing information required for a specific analysis were excluded from that analysis. Descriptions of variables used in this analysis are provided in Appendix A.

SOURCE: U.S. Sentencing Commission, 2015 - 2019 Datafiles, USSCFY15 - USSCFY19.

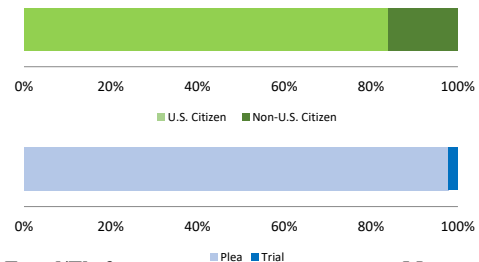
#### Number of Federal Offenders Over Time



#### Race and Gender



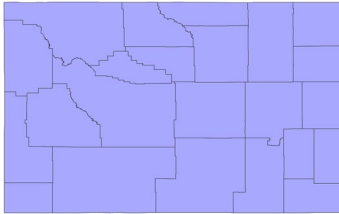
#### Citizenship, Guilty Pleas, and Trials



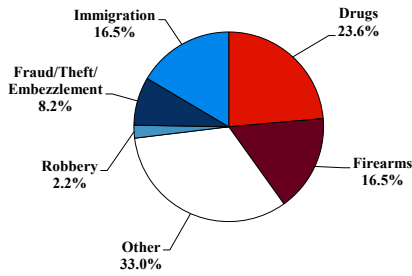
# District at a Glance

## District of Wyoming

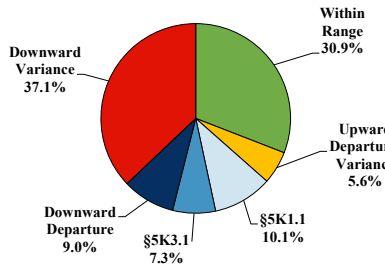
### Fiscal Year 2019



#### Type of Crime



#### Sentence Imposed Relative to the Guideline Range



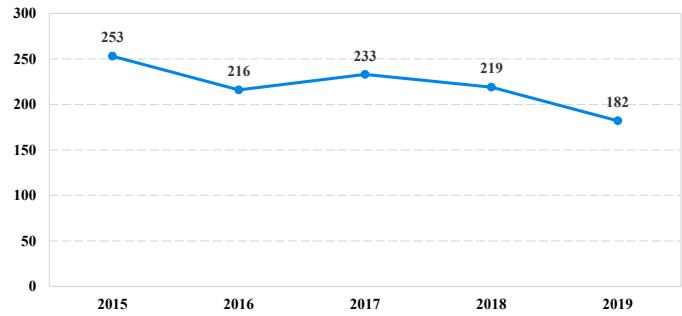
#### SENTENCING INFORMATION BY TYPE OF CRIME

	TOTAL	Immigration	Drug Trafficking	Firearms	Fraud/Theft /Embezzle	Robbery	Child Porn	Money Laundering	All Other
<b>TOTAL</b>	<b>182</b>	<b>30</b>	<b>43</b>	<b>30</b>	<b>15</b>	<b>4</b>	<b>11</b>	<b>1</b>	<b>48</b>
Mean Sentence (months)	65	4	93	50	22	340	63	--	79
Median Sentence (months)	37	2	100	46	18	378	41	--	40
<b>IMPRISONMENT</b>									
<b>Total Receiving Imprisonment</b>	<b>171</b>	<b>30</b>	<b>43</b>	<b>30</b>	<b>12</b>	<b>4</b>	<b>11</b>	<b>1</b>	<b>40</b>
Prison Only	167	30	43	27	12	4	11	1	39
Up to 12 Months	40	26	5	2	1	0	1	0	5
13 to 60 Months	68	4	11	16	11	0	7	1	18
61 to 120 Months	32	0	17	8	0	0	2	0	5
Over 120 Months	27	0	10	1	0	4	1	0	11
Prison and Alternatives	4	0	0	3	0	0	0	0	1
<b>PROBATION</b>									
<b>Total Receiving Probation</b>	<b>8</b>	<b>0</b>	<b>0</b>	<b>0</b>	<b>3</b>	<b>0</b>	<b>0</b>	<b>0</b>	<b>5</b>
Probation Only	6	0	0	0	2	0	0	0	4
Probation and Alternatives	2	0	0	0	1	0	0	0	1
<b>FINE ONLY</b>									
<b>Total Receiving Fine Only</b>	<b>3</b>	<b>0</b>	<b>0</b>	<b>0</b>	<b>0</b>	<b>0</b>	<b>0</b>	<b>0</b>	<b>3</b>

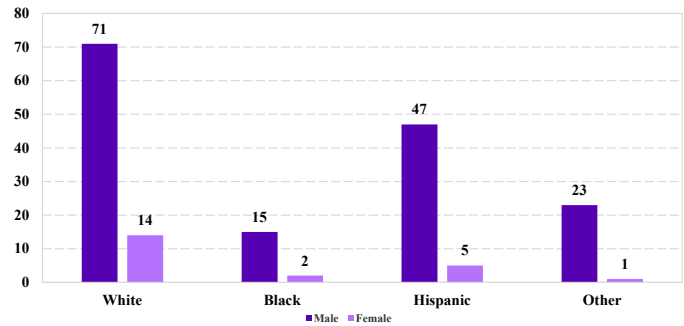
Cases with indeterminable sentence terms are excluded from the calculation of the Mean Sentence or Median Sentence category. Sentences greater than 470 months and probation were included in the sentence average computations as 470 months and zero months, respectively. Cases in the Total Receiving Imprisonment, Total Receiving Probation, and Fine Only categories total 100 percent of all cases. Cases missing information required for a specific analysis were excluded from that analysis. Descriptions of variables used in this analysis are provided in Appendix A.

SOURCE: U.S. Sentencing Commission, 2015 - 2019 Datafiles, USSCFY15 - USSCFY19.

#### Number of Federal Offenders Over Time



#### Race and Gender



#### Citizenship, Guilty Pleas, and Trials

