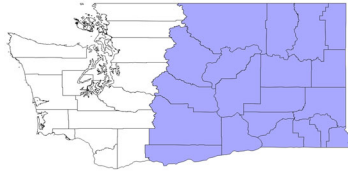


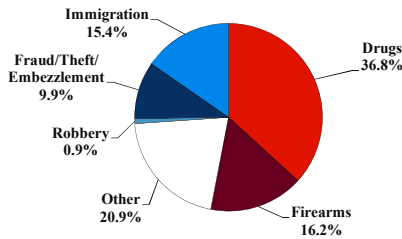
District at a Glance

Eastern District of Washington

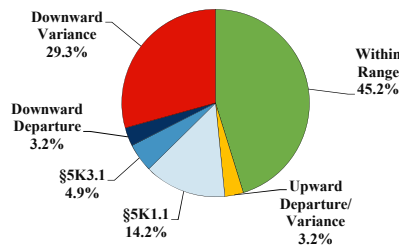
Fiscal Year 2018



Type of Crime



Sentence Imposed Relative to the Guideline Range



SENTENCING INFORMATION BY TYPE OF CRIME

	TOTAL	Immigration	Drug Trafficking	Firearms	Fraud/Theft /Embezzle	Robbery	Child Porn	Money Laundering	All Other
Total	345	53	126	56	34	3	17	3	53
Mean Sentence (months)	54	7	85	38	19	155	80	47	54
Median Sentence (months)	30	5	69	26	6	180	84	30	24

IMPRISONMENT

Total Receiving Imprisonment	324	53	126	50	28	3	17	3	44
Prison Only	300	53	116	46	25	3	15	3	39
Up to 12 Months	71	40	6	4	13	0	0	0	8
13 to 60 Months	129	13	48	33	9	0	5	2	19
61 to 120 Months	66	0	42	6	2	1	7	1	7
Over 120 Months	34	0	20	3	1	2	3	0	5
Prison and Alternatives	24	0	10	4	3	0	2	0	5

PROBATION

Total Receiving Probation	20	0	0	6	5	0	0	0	9
Probation Only	15	0	0	5	5	0	0	0	5
Probation and Alternatives	5	0	0	1	0	0	0	0	4

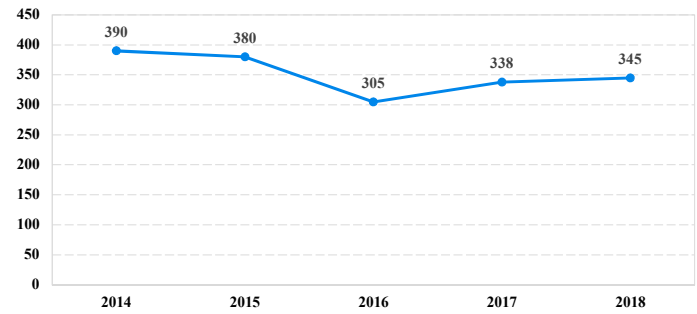
FINE ONLY

Total	1	0	0	0	1	0	0	0	0
--------------	----------	----------	----------	----------	----------	----------	----------	----------	----------

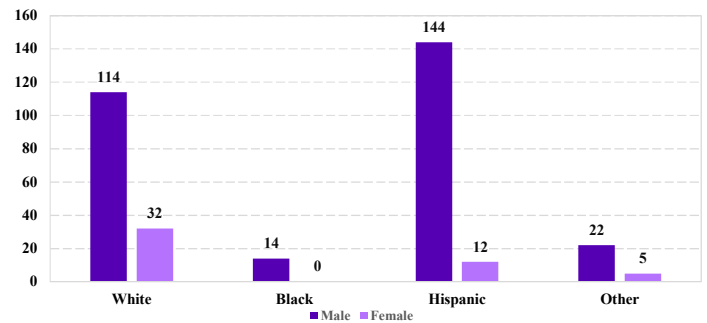
Cases with indeterminable sentence terms are excluded from the calculation of the Mean Sentence or Median Sentence category. Sentences greater than 470 months and probation were included in the sentence average computations as 470 months and zero months, respectively. Cases in the Total Receiving Prison and Total Receiving Probation categories total 100 percent of all cases. Cases missing information required for a specific analysis were excluded from that analysis. Descriptions of variables used in this analysis are provided in Appendix A.

SOURCE: U.S. Sentencing Commission, 2018 Datafile, USSCFY18.

Number of Federal Offenders Over Time



Race and Gender



Citizenship, Guilty Pleas, and Trials

