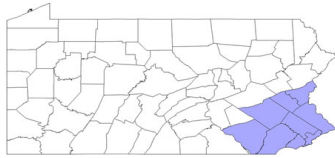


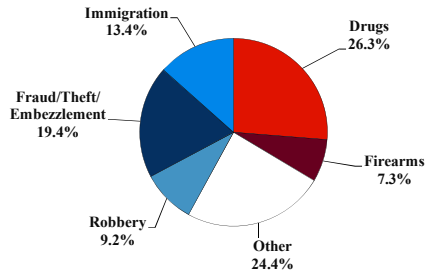
District at a Glance

Eastern District of Pennsylvania

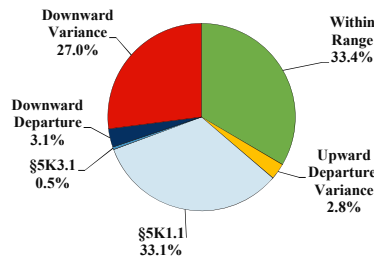
Fiscal Year 2018



Type of Crime



Sentence Imposed Relative to the Guideline Range



SENTENCING INFORMATION BY TYPE OF CRIME

	TOTAL	Immigration	Drug Trafficking	Firearms	Fraud/Theft /Embezzle	Robbery	Child Porn	Money Laundering	All Other
	640	86	168	47	124	59	23	33	100
Mean Sentence (months)	68	14	75	50	29	154	114	72	97
Median Sentence (months)	33	10	60	30	12	120	96	33	28

IMPRISONMENT

	TOTAL	Immigration	Drug Trafficking	Firearms	Fraud/Theft /Embezzle	Robbery	Child Porn	Money Laundering	All Other
Total Receiving Imprisonment	579	80	157	40	98	59	21	28	96
Prison Only	546	80	148	37	87	59	21	26	88
Up to 12 Months	95	41	9	4	22	1	0	2	16
13 to 60 Months	227	38	58	19	49	7	6	10	40
61 to 120 Months	120	1	57	10	12	22	6	4	8
Over 120 Months	104	0	24	4	4	29	9	10	24
Prison and Alternatives	33	0	9	3	11	0	0	2	8

PROBATION

	TOTAL	Immigration	Drug Trafficking	Firearms	Fraud/Theft /Embezzle	Robbery	Child Porn	Money Laundering	All Other
Total Receiving Probation	61	6	11	7	26	0	2	5	4
Probation Only	39	5	9	5	14	0	1	4	1
Probation and Alternatives	22	1	2	2	12	0	1	1	3

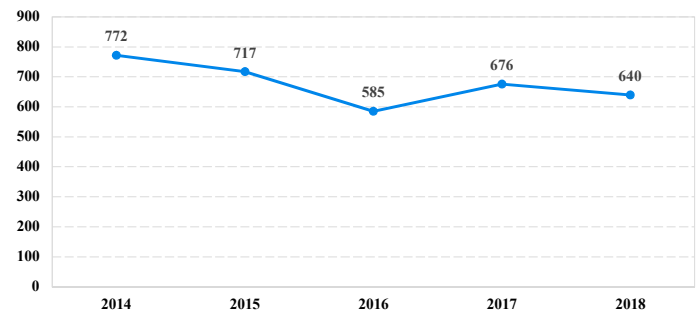
FINE ONLY

	0	0	0	0	0	0	0	0	0
--	---	---	---	---	---	---	---	---	---

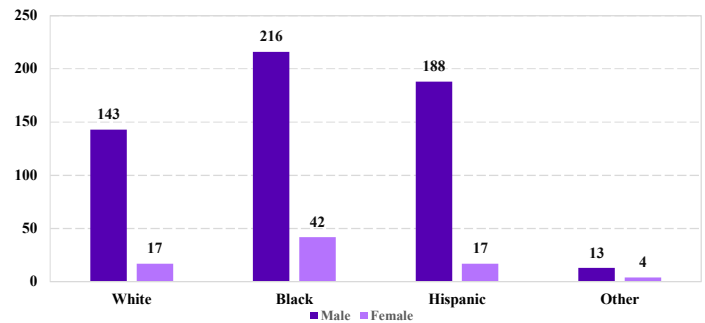
Cases with indeterminable sentence terms are excluded from the calculation of the Mean Sentence or Median Sentence category. Sentences greater than 470 months and probation were included in the sentence average computations as 470 months and zero months, respectively. Cases in the Total Receiving Prison and Total Receiving Probation categories total 100 percent of all cases. Cases missing information required for a specific analysis were excluded from that analysis. Descriptions of variables used in this analysis are provided in Appendix A.

SOURCE: U.S. Sentencing Commission, 2018 Datafile, USSCFY18.

Number of Federal Offenders Over Time



Race and Gender



Citizenship, Guilty Pleas, and Trials

