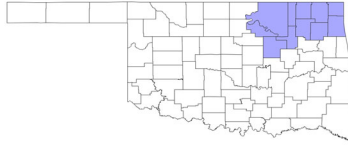


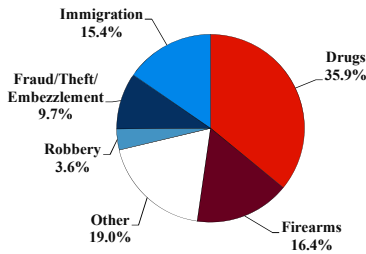
District at a Glance

Northern District of Oklahoma

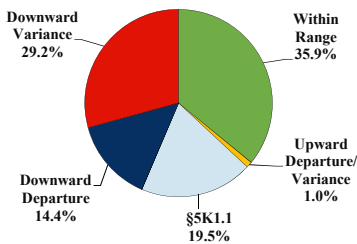
Fiscal Year 2018



Type of Crime



Sentence Imposed Relative to the Guideline Range



SENTENCING INFORMATION BY TYPE OF CRIME

	TOTAL	Immigration	Drug Trafficking	Firearms	Fraud/Theft /Embezzle	Robbery	Child Porn	Money Laundering	All Other
Total	195	30	69	32	19	7	10	7	21
Mean Sentence (months)	49	11	62	51	11	62	63	15	96
Median Sentence (months)	24	7	46	32	3	46	59	12	14

IMPRISONMENT

Total Receiving Imprisonment	159	30	60	29	7	7	10	4	12
Prison Only	126	30	40	23	6	5	9	3	10
Up to 12 Months	22	19	0	1	2	0	0	0	0
13 to 60 Months	66	11	23	17	3	2	4	3	3
61 to 120 Months	24	0	12	4	1	2	4	0	1
Over 120 Months	14	0	5	1	0	1	1	0	6
Prison and Alternatives	33	0	20	6	1	2	1	1	2

PROBATION

Total Receiving Probation	35	0	9	3	11	0	0	3	9
Probation Only	13	0	0	2	6	0	0	1	4
Probation and Alternatives	22	0	9	1	5	0	0	2	5

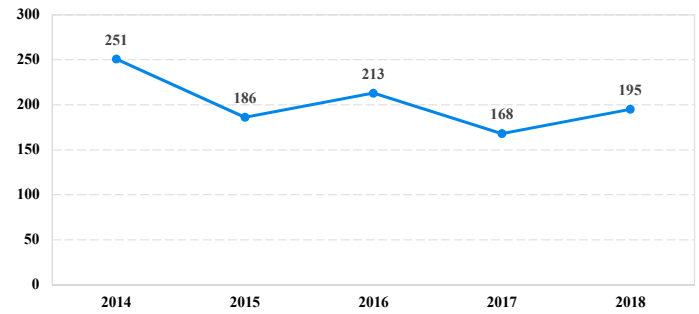
FINE ONLY

Total	1	0	0	0	1	0	0	0	0
--------------	----------	----------	----------	----------	----------	----------	----------	----------	----------

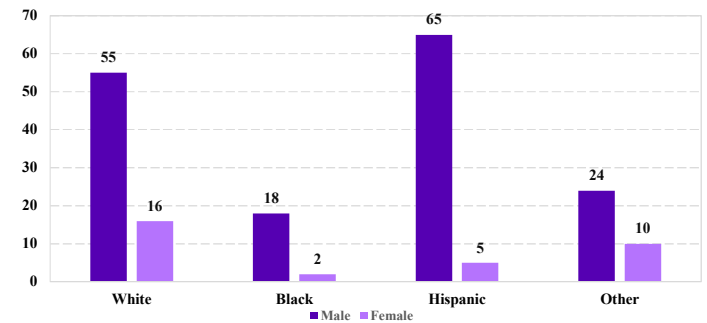
Cases with indeterminable sentence terms are excluded from the calculation of the Mean Sentence or Median Sentence category. Sentences greater than 470 months and probation were included in the sentence average computations as 470 months and zero months, respectively. Cases in the Total Receiving Prison and Total Receiving Probation categories total 100 percent of all cases. Cases missing information required for a specific analysis were excluded from that analysis. Descriptions of variables used in this analysis are provided in Appendix A.

SOURCE: U.S. Sentencing Commission, 2018 Datafile, USSCFY18.

Number of Federal Offenders Over Time



Race and Gender



Citizenship, Guilty Pleas, and Trials

