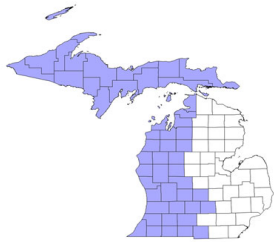


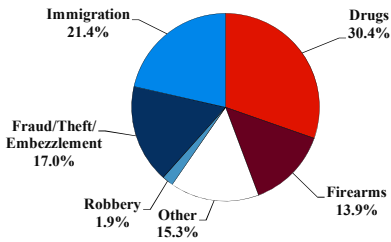
District at a Glance

Western District of Michigan

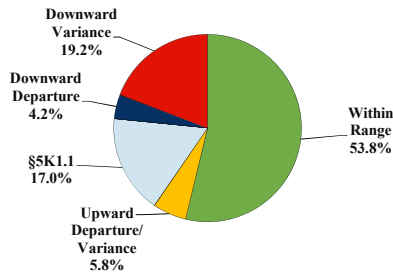
Fiscal Year 2018



Type of Crime



Sentence Imposed Relative to the Guideline Range



SENTENCING INFORMATION BY TYPE OF CRIME

	TOTAL	Immigration	Drug Trafficking	Firearms	Fraud/Theft /Embezzle	Robbery	Child Porn	Money Laundering	All Other
Total	359	77	107	50	61	7	12	4	41
Mean Sentence (months)	65	9	104	63	19	63	161	64	117
Median Sentence (months)	33	5	90	50	8	60	144	23	36

IMPRISONMENT

Total Receiving Imprisonment	331	76	106	46	44	7	12	4	36
Prison Only	316	76	102	44	38	7	12	4	33
Up to 12 Months	80	60	0	2	13	0	0	1	4
13 to 60 Months	115	15	30	23	22	4	2	2	17
61 to 120 Months	66	1	44	15	3	2	1	0	0
Over 120 Months	55	0	28	4	0	1	9	1	12
Prison and Alternatives	15	0	4	2	6	0	0	0	3

PROBATION

Total Receiving Probation	26	1	1	4	16	0	0	0	4
Probation Only	19	0	1	2	12	0	0	0	4
Probation and Alternatives	7	1	0	2	4	0	0	0	0

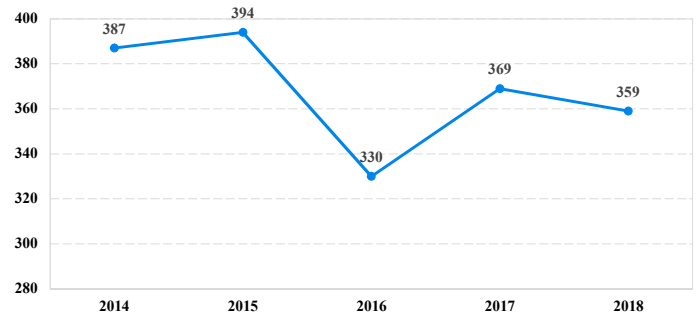
FINE ONLY

Total	2	0	0	0	1	0	0	0	1
--------------	----------	----------	----------	----------	----------	----------	----------	----------	----------

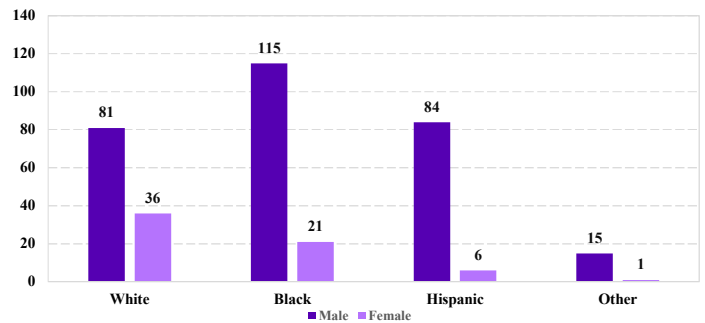
Cases with indeterminable sentence terms are excluded from the calculation of the Mean Sentence or Median Sentence category. Sentences greater than 470 months and probation were included in the sentence average computations as 470 months and zero months, respectively. Cases in the Total Receiving Prison and Total Receiving Probation categories total 100 percent of all cases. Cases missing information required for a specific analysis were excluded from that analysis. Descriptions of variables used in this analysis are provided in Appendix A.

SOURCE: U.S. Sentencing Commission, 2018 Datafile, USSCFY18.

Number of Federal Offenders Over Time



Race and Gender



Citizenship, Guilty Pleas, and Trials

