

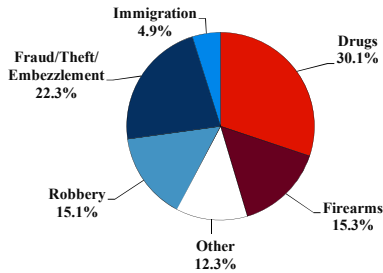
District at a Glance

Northern District of Illinois

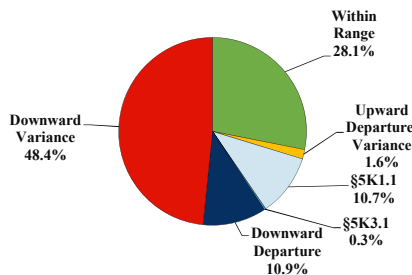
Fiscal Year 2018



Type of Crime



Sentence Imposed Relative to the Guideline Range



SENTENCING INFORMATION BY TYPE OF CRIME

	TOTAL	Immigration	Drug Trafficking	Firearms	Fraud/Theft /Embezzle	Robbery	Child Porn	Money Laundering	All Other
Total	740	36	223	113	165	112	7	19	65
Mean Sentence (months)	52	19	64	59	24	63	144	102	46
Median Sentence (months)	37	16	60	55	12	57	120	70	12

IMPRISONMENT

Total Receiving Imprisonment	669	36	212	109	120	111	7	18	56
Prison Only	643	36	210	108	108	105	7	18	51
Up to 12 Months	71	14	6	4	23	8	0	0	16
13 to 60 Months	346	21	114	57	69	51	1	7	26
61 to 120 Months	172	1	70	39	12	37	3	6	4
Over 120 Months	54	0	20	8	4	9	3	5	5
Prison and Alternatives	26	0	2	1	12	6	0	0	5

PROBATION

Total Receiving Probation	70	0	11	4	44	1	0	1	9
Probation Only	48	0	4	4	33	1	0	0	6
Probation and Alternatives	22	0	7	0	11	0	0	1	3

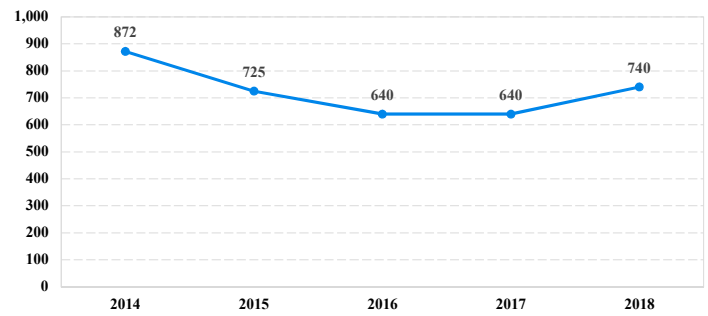
FINE ONLY

Total	1	0	0	0	1	0	0	0	0
--------------	----------	----------	----------	----------	----------	----------	----------	----------	----------

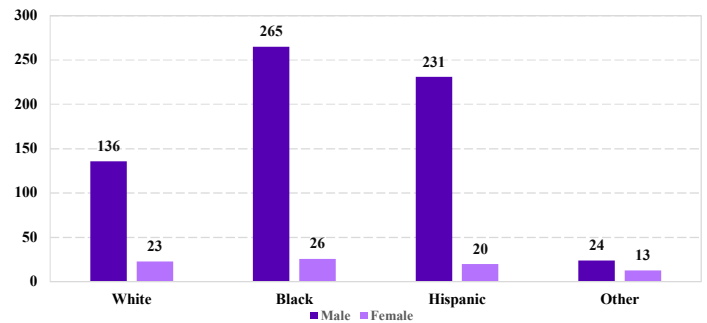
Cases with indeterminable sentence terms are excluded from the calculation of the Mean Sentence or Median Sentence category. Sentences greater than 470 months and probation were included in the sentence average computations as 470 months and zero months, respectively. Cases in the Total Receiving Prison and Total Receiving Probation categories total 100 percent of all cases. Cases missing information required for a specific analysis were excluded from that analysis. Descriptions of variables used in this analysis are provided in Appendix A.

SOURCE: U.S. Sentencing Commission, 2018 Datafile, USSCFY18.

Number of Federal Offenders Over Time



Race and Gender



Citizenship, Guilty Pleas, and Trials

