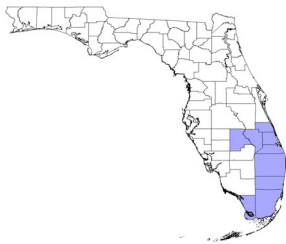


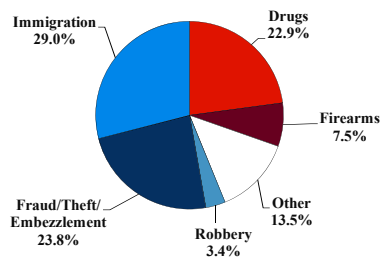
District at a Glance

Southern District of Florida

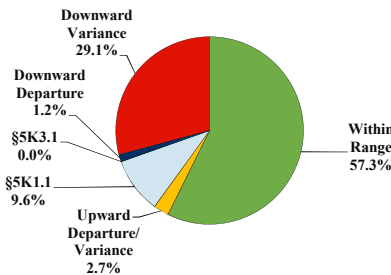
Fiscal Year 2018



Type of Crime



Sentence Imposed Relative to the Guideline Range



SENTENCING INFORMATION BY TYPE OF CRIME

| | TOTAL | Immigration | Drug Trafficking | Firearms | Fraud/Theft /Embezzle | Robbery | Child Porn | Money Laundering | All Other |
|--------------------------|--------------|-------------|------------------|------------|-----------------------|-----------|------------|------------------|------------|
| Total | 2,251 | 653 | 514 | 168 | 535 | 77 | 33 | 82 | 189 |
| Mean Sentence (months) | 48 | 8 | 88 | 78 | 37 | 107 | 105 | 44 | 52 |
| Median Sentence (months) | 24 | 2 | 72 | 60 | 26 | 87 | 84 | 37 | 15 |

IMPRISONMENT

| | TOTAL | Immigration | Drug Trafficking | Firearms | Fraud/Theft /Embezzle | Robbery | Child Porn | Money Laundering | All Other |
|-------------------------------------|--------------|-------------|------------------|------------|-----------------------|-----------|------------|------------------|------------|
| Total Receiving Imprisonment | 2,084 | 622 | 499 | 158 | 473 | 77 | 33 | 70 | 152 |
| Prison Only | 2,021 | 616 | 487 | 156 | 450 | 73 | 31 | 67 | 141 |
| Up to 12 Months | 598 | 490 | 4 | 8 | 58 | 0 | 0 | 11 | 27 |
| 13 to 60 Months | 841 | 115 | 191 | 75 | 313 | 20 | 11 | 34 | 82 |
| 61 to 120 Months | 385 | 11 | 201 | 43 | 57 | 31 | 13 | 18 | 11 |
| Over 120 Months | 197 | 0 | 91 | 30 | 22 | 22 | 7 | 4 | 21 |
| Prison and Alternatives | 63 | 6 | 12 | 2 | 23 | 4 | 2 | 3 | 11 |

PROBATION

| | TOTAL | Immigration | Drug Trafficking | Firearms | Fraud/Theft /Embezzle | Robbery | Child Porn | Money Laundering | All Other |
|----------------------------------|------------|-------------|------------------|-----------|-----------------------|----------|------------|------------------|-----------|
| Total Receiving Probation | 167 | 31 | 15 | 10 | 62 | 0 | 0 | 12 | 37 |
| Probation Only | 98 | 15 | 10 | 7 | 37 | 0 | 0 | 4 | 25 |
| Probation and Alternatives | 69 | 16 | 5 | 3 | 25 | 0 | 0 | 8 | 12 |

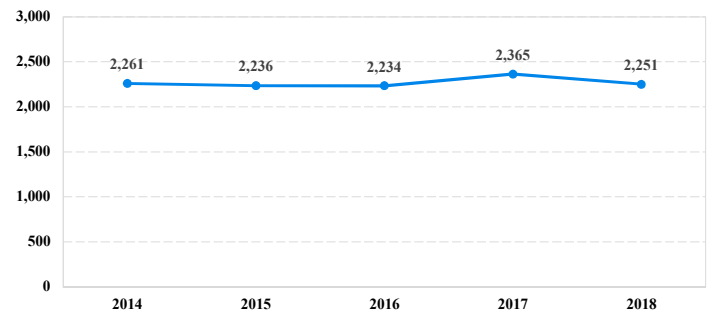
FINE ONLY

| | | | | | | | | | |
|-------|---|---|---|---|---|---|---|---|---|
| TOTAL | 0 | 0 | 0 | 0 | 0 | 0 | 0 | 0 | 0 |
|-------|---|---|---|---|---|---|---|---|---|

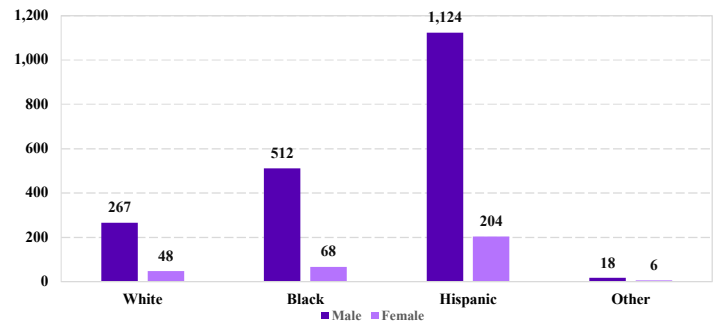
Cases with indeterminable sentence terms are excluded from the calculation of the Mean Sentence or Median Sentence category. Sentences greater than 470 months and probation were included in the sentence average computations as 470 months and zero months, respectively. Cases in the Total Receiving Prison and Total Receiving Probation categories total 100 percent of all cases. Cases missing information required for a specific analysis were excluded from that analysis. Descriptions of variables used in this analysis are provided in Appendix A.

SOURCE: U.S. Sentencing Commission, 2018 Datafile, USSCFY18.

Number of Federal Offenders Over Time



Race and Gender



Citizenship, Guilty Pleas, and Trials

