

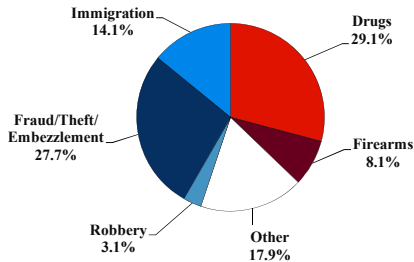
District at a Glance

Central District of California

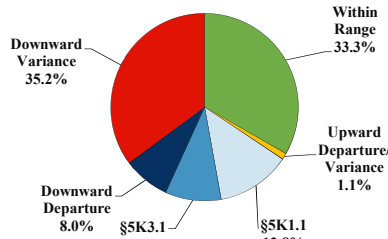
Fiscal Year 2018



Type of Crime



Sentence Imposed Relative to the Guideline Range



SENTENCING INFORMATION BY TYPE OF CRIME

	TOTAL	Immigration	Drug Trafficking	Firearms	Fraud/Theft /Embezzle	Robbery	Child Porn	Money Laundering	All Other
Total	1,110	156	294	90	308	34	18	30	180
Mean Sentence (months)	42	17	74	40	26	112	85	45	21
Median Sentence (months)	24	12	60	30	16	85	60	24	4

IMPRISONMENT

Total Receiving Imprisonment	926	147	278	85	257	34	17	27	81
Prison Only	865	146	263	82	228	32	17	25	72
Up to 12 Months	152	64	18	3	48	0	0	4	15
13 to 60 Months	472	77	106	65	151	13	9	13	38
61 to 120 Months	160	5	91	11	24	7	3	6	13
Over 120 Months	81	0	48	3	5	12	5	2	6
Prison and Alternatives	61	1	15	3	29	2	0	2	9

PROBATION

Total Receiving Probation	136	9	16	3	48	0	1	3	56
Probation Only	80	3	12	2	25	0	1	0	37
Probation and Alternatives	56	6	4	1	23	0	0	3	19

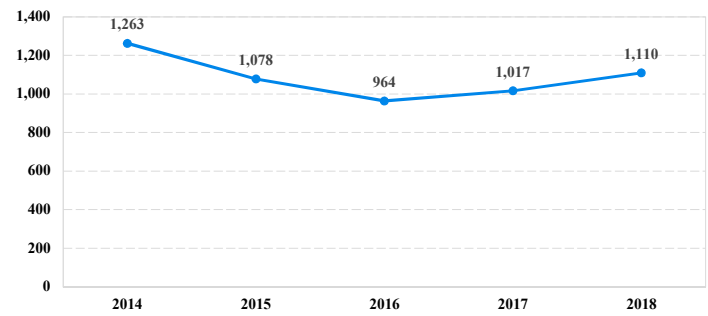
FINE ONLY

Total	48	0	0	2	3	0	0	0	43
--------------	-----------	----------	----------	----------	----------	----------	----------	----------	-----------

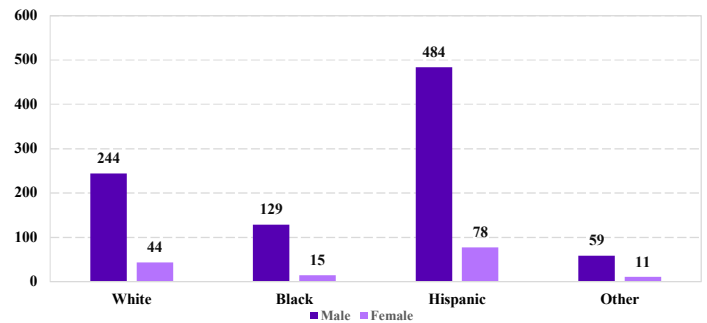
Cases with indeterminable sentence terms are excluded from the calculation of the Mean Sentence or Median Sentence category. Sentences greater than 470 months and probation were included in the sentence average computations as 470 months and zero months, respectively. Cases in the Total Receiving Prison and Total Receiving Probation categories total 100 percent of all cases. Cases missing information required for a specific analysis were excluded from that analysis. Descriptions of variables used in this analysis are provided in Appendix A.

SOURCE: U.S. Sentencing Commission, 2018 Datafile, USSCFY18.

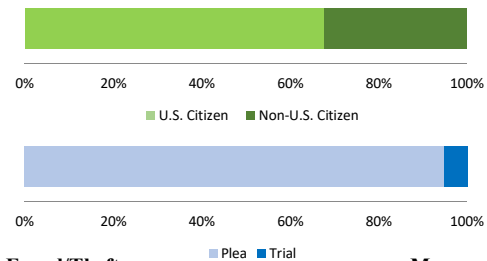
Number of Federal Offenders Over Time



Race and Gender



Citizenship, Guilty Pleas, and Trials



Legend: U.S. Citizen (light blue), Non-U.S. Citizen (dark blue), Plea (light green), Trial (dark green)