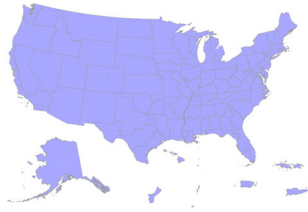
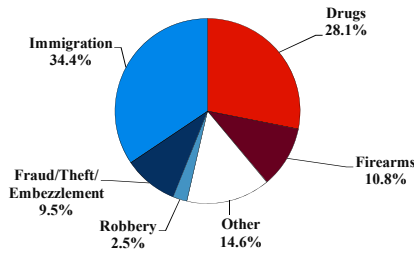


# District at a Glance

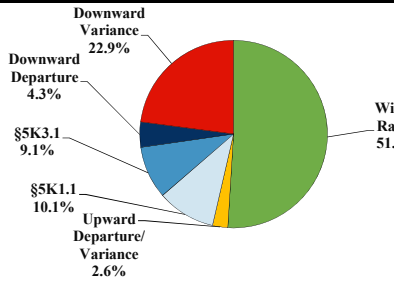
## National Fiscal Year 2018



### Type of Crime



### Sentence Imposed Relative to the Guideline Range



### SENTENCING INFORMATION BY TYPE OF CRIME

	TOTAL	Immigration	Drug Trafficking	Firearms	Fraud/Theft /Embezzle	Robbery	Child Porn	Money Laundering	All Other
	69,425	23,883	18,747	7,512	6,620	1,720	1,416	1,297	8,230
Mean Sentence (months)	44	10	76	53	23	106	104	59	54
Median Sentence (months)	20	6	60	41	12	88	87	35	12

### IMPRISONMENT

	TOTAL	Immigration	Drug Trafficking	Firearms	Fraud/Theft /Embezzle	Robbery	Child Porn	Money Laundering	All Other
<b>Total Receiving Imprisonment</b>	<b>63,065</b>	<b>22,619</b>	<b>18,052</b>	<b>7,133</b>	<b>4,848</b>	<b>1,701</b>	<b>1,403</b>	<b>1,132</b>	<b>6,177</b>
Prison Only	60,976	22,390	17,366	6,865	4,472	1,631	1,371	1,082	5,799
Up to 12 Months	19,809	15,121	1,119	408	1,238	36	23	153	1,711
13 to 60 Months	25,850	7,089	7,809	4,401	2,693	487	403	528	2,440
61 to 120 Months	9,436	175	5,280	1,637	427	579	564	225	549
Over 120 Months	5,881	5	3,158	419	114	529	381	176	1,099
Prison and Alternatives	2,089	229	686	268	376	70	32	50	378

### PROBATION

	TOTAL	Immigration	Drug Trafficking	Firearms	Fraud/Theft /Embezzle	Robbery	Child Porn	Money Laundering	All Other
<b>Total Receiving Probation</b>	<b>5,838</b>	<b>1,263</b>	<b>691</b>	<b>376</b>	<b>1,683</b>	<b>19</b>	<b>13</b>	<b>164</b>	<b>1,629</b>
Probation Only	4,444	1,113	446	250	1,214	12	8	111	1,290
Probation and Alternatives	1,394	150	245	126	469	7	5	53	339

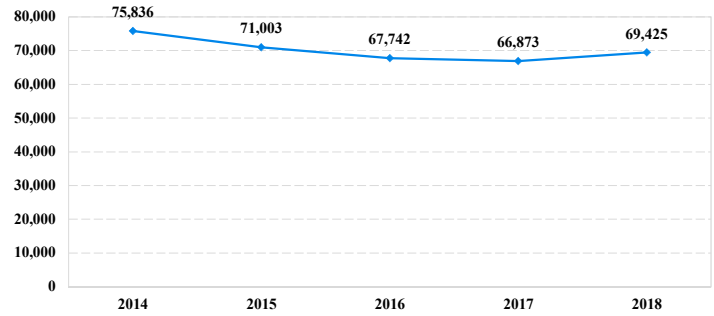
### FINE ONLY

	TOTAL	Immigration	Drug Trafficking	Firearms	Fraud/Theft /Embezzle	Robbery	Child Porn	Money Laundering	All Other
	522	1	4	3	89	0	0	1	424

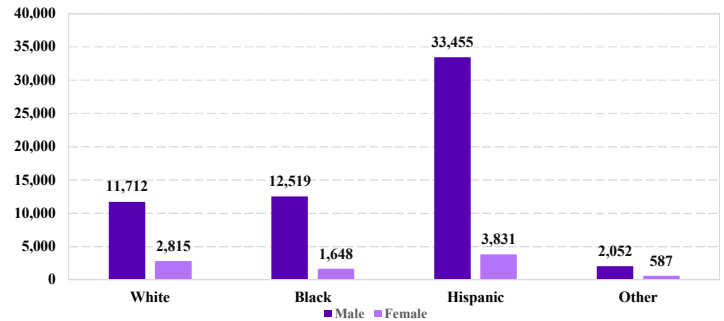
Cases with indeterminable sentence terms are excluded from the calculation of the Mean Sentence or Median Sentence category. Sentences greater than 470 months and probation were included in the sentence average computations as 470 months and zero months, respectively. Cases in the Total Receiving Prison, Total Receiving Probation, and Fine Only categories total 100 percent of all cases. Cases missing information required for a specific analysis were excluded from that analysis. Descriptions of variables used in this analysis are provided in Appendix A.

SOURCE: U.S. Sentencing Commission, 2018 Datafile, USSCFY18.

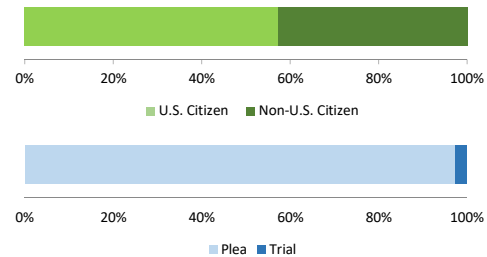
### Number of Federal Offenders Over Time



### Race and Gender



### Citizenship, Guilty Pleas, and Trials



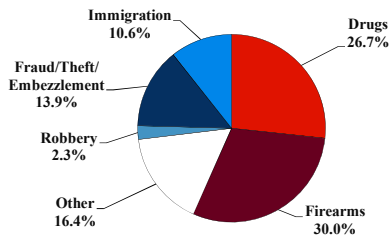
# District at a Glance

## Northern District of Alabama

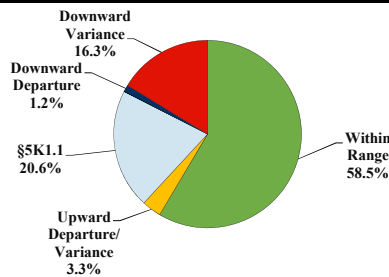
### Fiscal Year 2018



#### Type of Crime



#### Sentence Imposed Relative to the Guideline Range



#### SENTENCING INFORMATION BY TYPE OF CRIME

	TOTAL	Immigration	Drug Trafficking	Firearms	Fraud/Theft /Embezzle	Robbery	Child Porn	Money Laundering	All Other
<b>Total</b>	<b>517</b>	<b>55</b>	<b>136</b>	<b>155</b>	<b>72</b>	<b>12</b>	<b>18</b>	<b>3</b>	<b>66</b>
Mean Sentence (months)	56	7	96	55	15	144	111	24	35
Median Sentence (months)	36	6	77	46	7	87	109	27	1

#### IMPRISONMENT

<b>Total Receiving Imprisonment</b>	<b>431</b>	<b>55</b>	<b>128</b>	<b>142</b>	<b>42</b>	<b>12</b>	<b>18</b>	<b>2</b>	<b>32</b>
Prison Only	411	55	122	138	33	12	18	2	31
Up to 12 Months	63	47	2	3	8	0	0	0	3
13 to 60 Months	190	8	42	87	24	3	4	2	20
61 to 120 Months	93	0	42	36	1	5	6	0	3
Over 120 Months	65	0	36	12	0	4	8	0	5
Prison and Alternatives	20	0	6	4	9	0	0	0	1

#### PROBATION

<b>Total Receiving Probation</b>	<b>76</b>	<b>0</b>	<b>8</b>	<b>13</b>	<b>28</b>	<b>0</b>	<b>0</b>	<b>1</b>	<b>26</b>
Probation Only	57	0	7	6	20	0	0	0	24
Probation and Alternatives	19	0	1	7	8	0	0	1	2

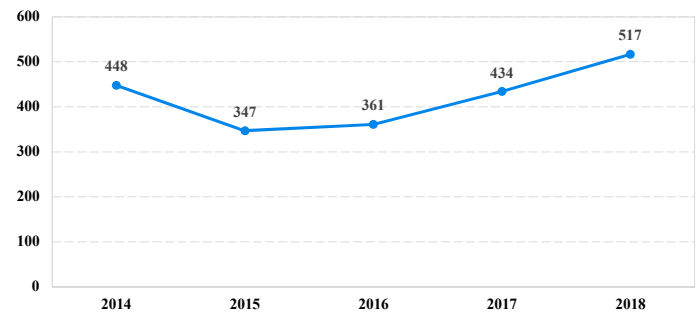
#### FINE ONLY

<b>Total</b>	<b>10</b>	<b>0</b>	<b>0</b>	<b>0</b>	<b>2</b>	<b>0</b>	<b>0</b>	<b>0</b>	<b>8</b>
--------------	-----------	----------	----------	----------	----------	----------	----------	----------	----------

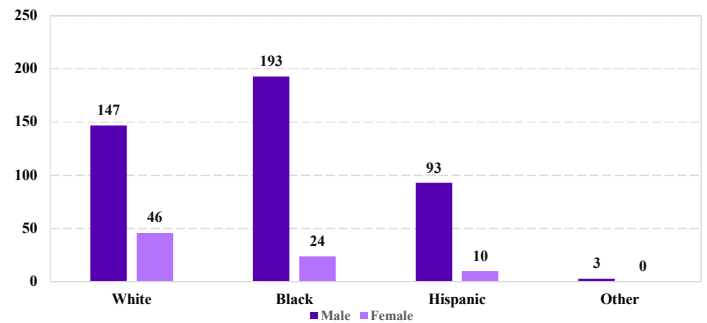
Cases with indeterminable sentence terms are excluded from the calculation of the Mean Sentence or Median Sentence category. Sentences greater than 470 months and probation were included in the sentence average computations as 470 months and zero months, respectively. Cases in the Total Receiving Prison and Total Receiving Probation categories total 100 percent of all cases. Cases missing information required for a specific analysis were excluded from that analysis. Descriptions of variables used in this analysis are provided in Appendix A.

SOURCE: U.S. Sentencing Commission, 2018 Datafile, USSCFY18.

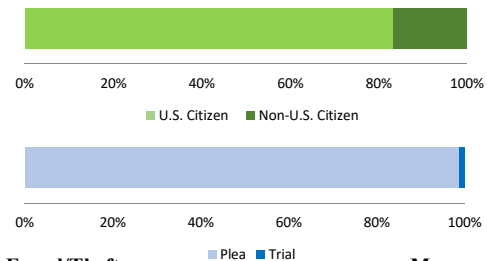
#### Number of Federal Offenders Over Time



#### Race and Gender



#### Citizenship, Guilty Pleas, and Trials



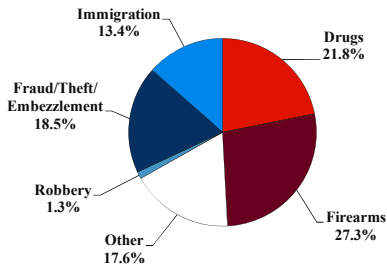
# District at a Glance

## Middle District of Alabama

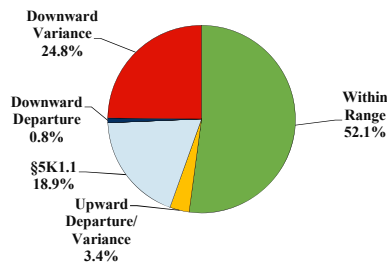
### Fiscal Year 2018



#### Type of Crime



#### Sentence Imposed Relative to the Guideline Range



#### SENTENCING INFORMATION BY TYPE OF CRIME

	TOTAL	Immigration	Drug Trafficking	Firearms	Fraud/Theft /Embezzle	Robbery	Child Porn	Money Laundering	All Other
<b>TOTAL</b>	<b>238</b>	<b>32</b>	<b>49</b>	<b>65</b>	<b>44</b>	<b>3</b>	<b>2</b>	<b>5</b>	<b>38</b>
Mean Sentence (months)	44	6	84	47	25	213	--	39	27
Median Sentence (months)	20	4	70	37	12	240	--	6	7

#### IMPRISONMENT

<b>Total Receiving Imprisonment</b>	<b>207</b>	<b>32</b>	<b>48</b>	<b>62</b>	<b>36</b>	<b>3</b>	<b>2</b>	<b>2</b>	<b>22</b>
Prison Only	188	32	47	52	30	3	2	2	20
Up to 12 Months	54	31	7	2	7	0	0	0	7
13 to 60 Months	79	1	11	36	22	0	0	1	8
61 to 120 Months	34	0	18	12	0	0	2	0	2
Over 120 Months	21	0	11	2	1	3	0	1	3
Prison and Alternatives	19	0	1	10	6	0	0	0	2

#### PROBATION

<b>Total Receiving Probation</b>	<b>31</b>	<b>0</b>	<b>1</b>	<b>3</b>	<b>8</b>	<b>0</b>	<b>0</b>	<b>3</b>	<b>16</b>
Probation Only	23	0	1	2	6	0	0	2	12
Probation and Alternatives	8	0	0	1	2	0	0	1	4

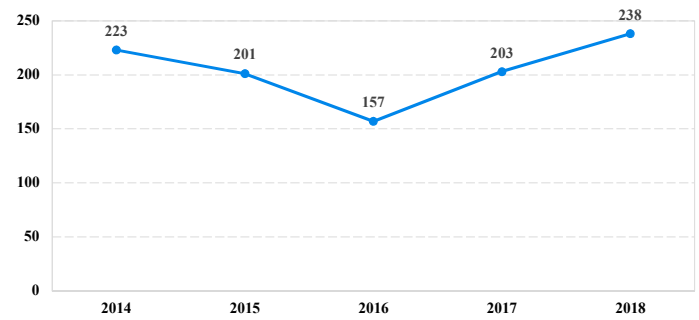
#### FINE ONLY

<b>FINE ONLY</b>	<b>0</b>	<b>0</b>	<b>0</b>	<b>0</b>	<b>0</b>	<b>0</b>	<b>0</b>	<b>0</b>	<b>0</b>
------------------	----------	----------	----------	----------	----------	----------	----------	----------	----------

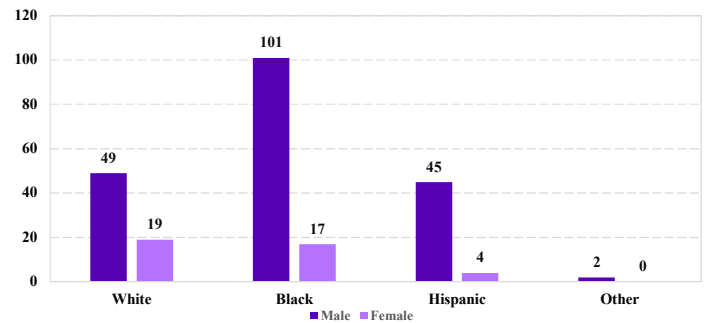
Cases with indeterminable sentence terms are excluded from the calculation of the Mean Sentence or Median Sentence category. Sentences greater than 470 months and probation were included in the sentence average computations as 470 months and zero months, respectively. Cases in the Total Receiving Prison and Total Receiving Probation categories total 100 percent of all cases. Cases missing information required for a specific analysis were excluded from that analysis. Descriptions of variables used in this analysis are provided in Appendix A.

SOURCE: U.S. Sentencing Commission, 2018 Datafile, USSCFY18.

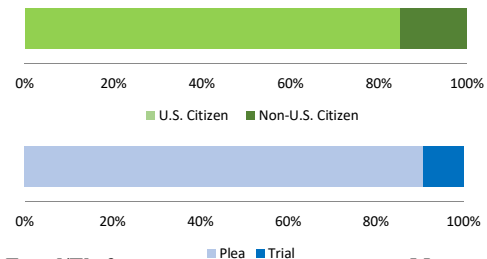
#### Number of Federal Offenders Over Time



#### Race and Gender



#### Citizenship, Guilty Pleas, and Trials



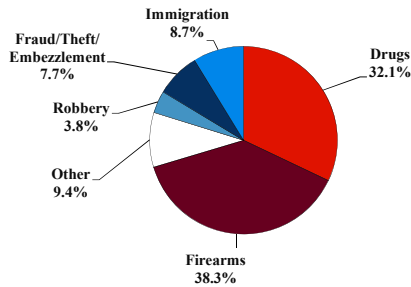
# District at a Glance

## Southern District of Alabama

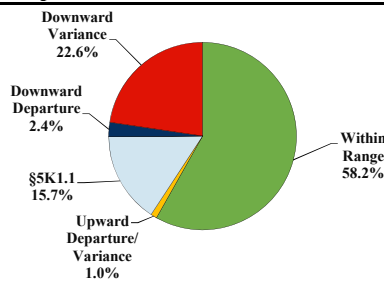
### Fiscal Year 2018



#### Type of Crime



#### Sentence Imposed Relative to the Guideline Range



#### SENTENCING INFORMATION BY TYPE OF CRIME

	TOTAL	Immigration	Drug Trafficking	Firearms	Fraud/Theft /Embezzle	Robbery	Child Porn	Money Laundering	All Other
<b>Total</b>	<b>287</b>	<b>25</b>	<b>92</b>	<b>110</b>	<b>22</b>	<b>11</b>	<b>3</b>	<b>4</b>	<b>20</b>
Mean Sentence (months)	48	5	70	39	14	99	263	22	36
Median Sentence (months)	33	3	60	33	7	120	235	17	13

#### IMPRISONMENT

<b>Total Receiving Imprisonment</b>	<b>267</b>	<b>25</b>	<b>90</b>	<b>106</b>	<b>14</b>	<b>10</b>	<b>3</b>	<b>4</b>	<b>15</b>
Prison Only	257	25	85	103	13	10	3	4	14
Up to 12 Months	49	23	4	12	4	0	0	2	4
13 to 60 Months	141	2	42	76	9	3	0	2	7
61 to 120 Months	45	0	28	13	0	2	1	0	1
Over 120 Months	22	0	11	2	0	5	2	0	2
Prison and Alternatives	10	0	5	3	1	0	0	0	1

#### PROBATION

<b>Total Receiving Probation</b>	<b>20</b>	<b>0</b>	<b>2</b>	<b>4</b>	<b>8</b>	<b>1</b>	<b>0</b>	<b>0</b>	<b>5</b>
Probation Only	13	0	1	2	6	0	0	0	4
Probation and Alternatives	7	0	1	2	2	1	0	0	1

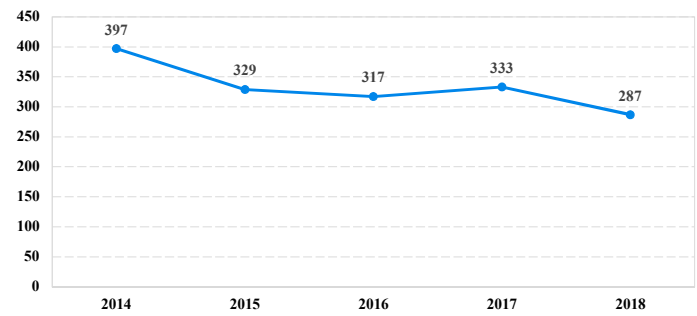
#### FINE ONLY

<b>Total</b>	<b>0</b>	<b>0</b>	<b>0</b>	<b>0</b>	<b>0</b>	<b>0</b>	<b>0</b>	<b>0</b>	<b>0</b>
--------------	----------	----------	----------	----------	----------	----------	----------	----------	----------

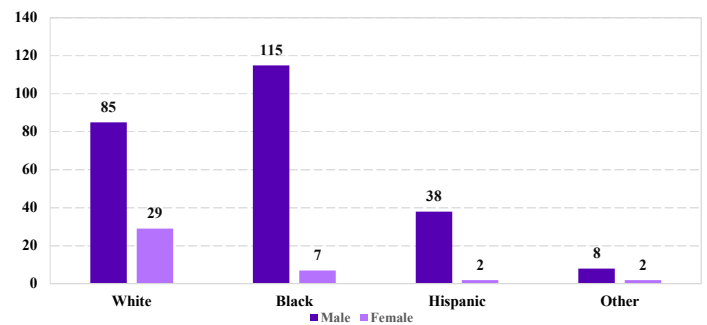
Cases with indeterminable sentence terms are excluded from the calculation of the Mean Sentence or Median Sentence category. Sentences greater than 470 months and probation were included in the sentence average computations as 470 months and zero months, respectively. Cases in the Total Receiving Prison and Total Receiving Probation categories total 100 percent of all cases. Cases missing information required for a specific analysis were excluded from that analysis. Descriptions of variables used in this analysis are provided in Appendix A.

SOURCE: U.S. Sentencing Commission, 2018 Datafile, USSCFY18.

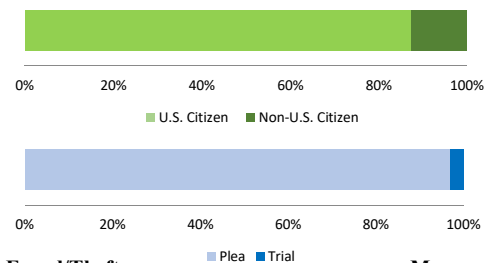
#### Number of Federal Offenders Over Time



#### Race and Gender



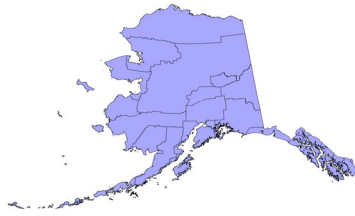
#### Citizenship, Guilty Pleas, and Trials



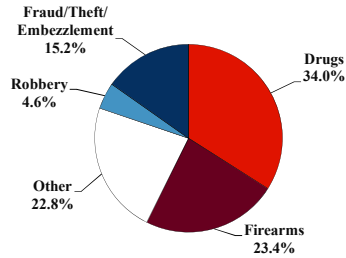
# District at a Glance

## District of Alaska

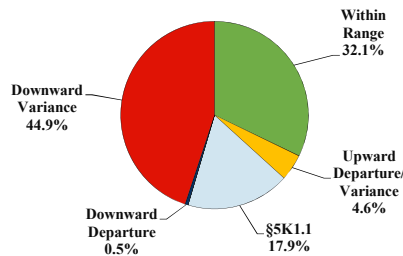
### Fiscal Year 2018



#### Type of Crime



#### Sentence Imposed Relative to the Guideline Range



#### SENTENCING INFORMATION BY TYPE OF CRIME

	TOTAL	Immigration	Drug Trafficking	Firearms	Fraud/Theft /Embezzle	Robbery	Child Porn	Money Laundering	All Other
<b>Total</b>	<b>197</b>	<b>0</b>	<b>66</b>	<b>46</b>	<b>30</b>	<b>9</b>	<b>19</b>	<b>9</b>	<b>18</b>
Mean Sentence (months)	74	--	76	49	19	104	134	109	123
Median Sentence (months)	48	--	60	42	14	117	102	90	32

#### IMPRISONMENT

<b>Total Receiving Imprisonment</b>	<b>186</b>	<b>0</b>	<b>65</b>	<b>46</b>	<b>23</b>	<b>9</b>	<b>19</b>	<b>9</b>	<b>15</b>
Prison Only	173	0	59	41	22	9	19	9	14
Up to 12 Months	7	0	0	0	5	0	0	0	2
13 to 60 Months	87	0	29	30	15	2	4	3	4
61 to 120 Months	52	0	21	11	2	4	7	4	3
Over 120 Months	27	0	9	0	0	3	8	2	5
Prison and Alternatives	13	0	6	5	1	0	0	0	1

#### PROBATION

<b>Total Receiving Probation</b>	<b>9</b>	<b>0</b>	<b>1</b>	<b>0</b>	<b>5</b>	<b>0</b>	<b>0</b>	<b>0</b>	<b>3</b>
Probation Only	6	0	1	0	4	0	0	0	1
Probation and Alternatives	3	0	0	0	1	0	0	0	2

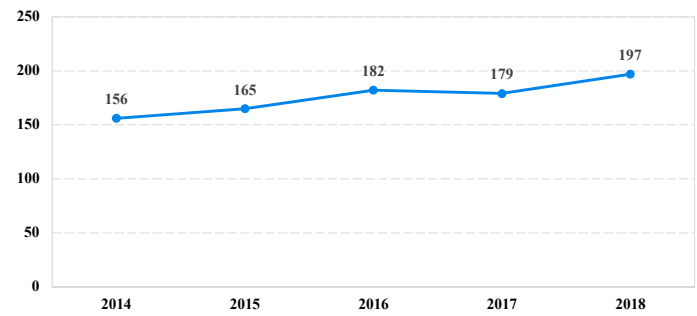
#### FINE ONLY

<b>Total</b>	<b>2</b>	<b>0</b>	<b>0</b>	<b>0</b>	<b>2</b>	<b>0</b>	<b>0</b>	<b>0</b>	<b>0</b>
--------------	----------	----------	----------	----------	----------	----------	----------	----------	----------

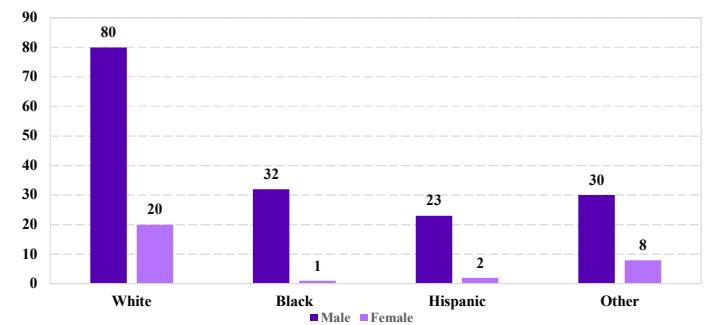
Cases with indeterminable sentence terms are excluded from the calculation of the Mean Sentence or Median Sentence category. Sentences greater than 470 months and probation were included in the sentence average computations as 470 months and zero months, respectively. Cases in the Total Receiving Prison and Total Receiving Probation categories total 100 percent of all cases. Cases missing information required for a specific analysis were excluded from that analysis. Descriptions of variables used in this analysis are provided in Appendix A.

SOURCE: U.S. Sentencing Commission, 2018 Datafile, USSCFY18.

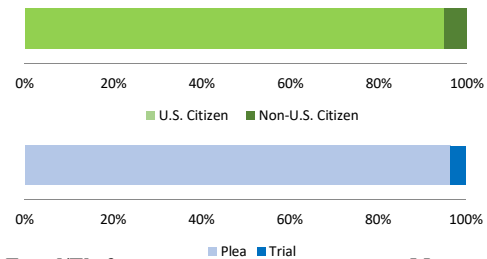
#### Number of Federal Offenders Over Time



#### Race and Gender



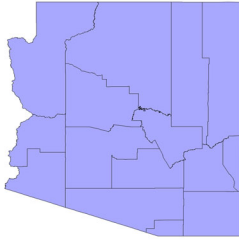
#### Citizenship, Guilty Pleas, and Trials



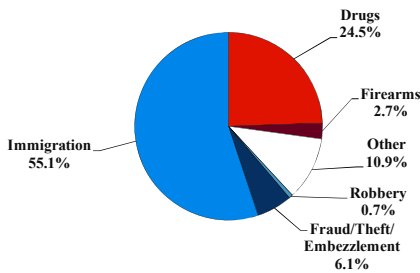
# District at a Glance

## District of Arizona

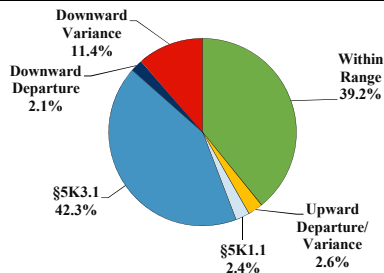
### Fiscal Year 2018



#### Type of Crime



#### Sentence Imposed Relative to the Guideline Range



#### SENTENCING INFORMATION BY TYPE OF CRIME

	TOTAL	Immigration	Drug Trafficking	Firearms	Fraud/Theft /Embezzle	Robbery	Child Porn	Money Laundering	All Other
<b>Total</b>	<b>4,649</b>	<b>2,561</b>	<b>786</b>	<b>125</b>	<b>284</b>	<b>32</b>	<b>35</b>	<b>56</b>	<b>770</b>
Mean Sentence (months)	18	12	27	26	5	80	95	54	23
Median Sentence (months)	10	9	21	21	3	56	97	33	6

#### IMPRISONMENT

	TOTAL	Immigration	Drug Trafficking	Firearms	Fraud/Theft /Embezzle	Robbery	Child Porn	Money Laundering	All Other
<b>Total Receiving Imprisonment</b>	<b>4,315</b>	<b>2,485</b>	<b>702</b>	<b>104</b>	<b>240</b>	<b>31</b>	<b>34</b>	<b>45</b>	<b>674</b>
Prison Only	4,218	2,468	671	96	235	27	30	44	647
Up to 12 Months	2,145	1,399	90	15	215	0	0	5	421
13 to 60 Months	1,895	1,060	529	72	20	15	10	23	166
61 to 120 Months	130	9	47	9	0	9	16	11	29
Over 120 Months	48	0	5	0	0	3	4	5	31
Prison and Alternatives	97	17	31	8	5	4	4	1	27

#### PROBATION

	TOTAL	Immigration	Drug Trafficking	Firearms	Fraud/Theft /Embezzle	Robbery	Child Porn	Money Laundering	All Other
<b>Total Receiving Probation</b>	<b>334</b>	<b>76</b>	<b>84</b>	<b>21</b>	<b>44</b>	<b>1</b>	<b>1</b>	<b>11</b>	<b>96</b>
Probation Only	282	62	67	14	38	0	0	9	92
Probation and Alternatives	52	14	17	7	6	1	1	2	4

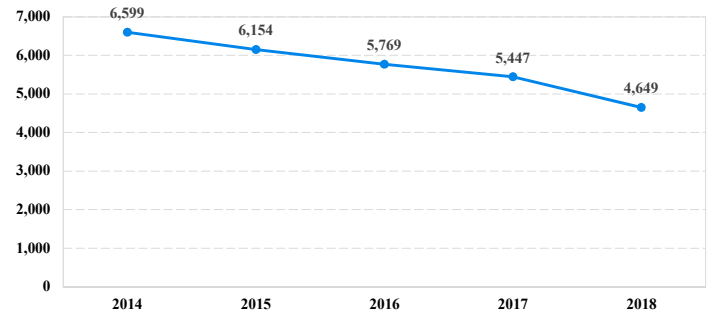
#### FINE ONLY

	TOTAL	Immigration	Drug Trafficking	Firearms	Fraud/Theft /Embezzle	Robbery	Child Porn	Money Laundering	All Other
<b>Total</b>	<b>0</b>	<b>0</b>	<b>0</b>	<b>0</b>	<b>0</b>	<b>0</b>	<b>0</b>	<b>0</b>	<b>0</b>

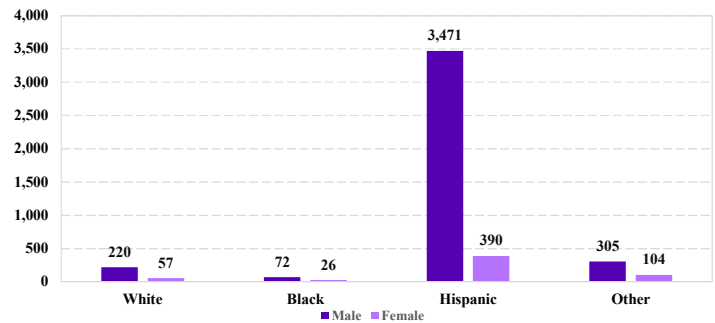
Cases with indeterminable sentence terms are excluded from the calculation of the Mean Sentence or Median Sentence category. Sentences greater than 470 months and probation were included in the sentence average computations as 470 months and zero months, respectively. Cases in the Total Receiving Prison and Total Receiving Probation categories total 100 percent of all cases. Cases missing information required for a specific analysis were excluded from that analysis. Descriptions of variables used in this analysis are provided in Appendix A.

SOURCE: U.S. Sentencing Commission, 2018 Datafile, USSCFY18.

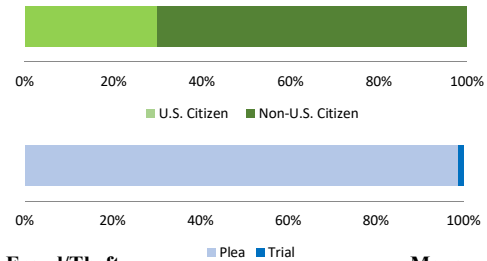
#### Number of Federal Offenders Over Time



#### Race and Gender



#### Citizenship, Guilty Pleas, and Trials



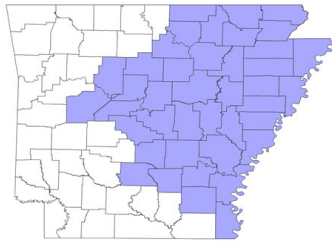
Legend: U.S. Citizen (light green), Non-U.S. Citizen (dark green)

Legend: Plea (light blue), Trial (dark blue)

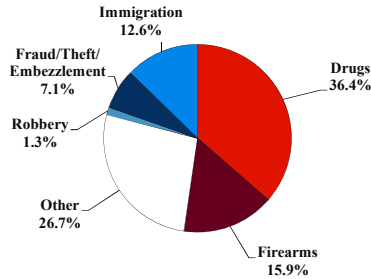
# District at a Glance

## Eastern District of Arkansas

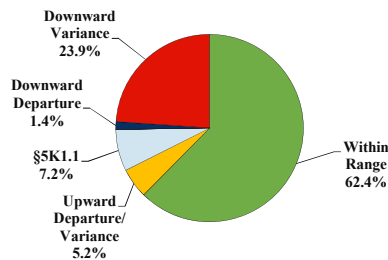
### Fiscal Year 2018



#### Type of Crime



#### Sentence Imposed Relative to the Guideline Range



#### SENTENCING INFORMATION BY TYPE OF CRIME

	TOTAL	Immigration	Drug Trafficking	Firearms	Fraud/Theft /Embezzle	Robbery	Child Porn	Money Laundering	All Other
<b>Total</b>	<b>453</b>	<b>57</b>	<b>164</b>	<b>72</b>	<b>32</b>	<b>6</b>	<b>8</b>	<b>2</b>	<b>112</b>
Mean Sentence (months)	51	7	81	76	22	83	123	--	16
Median Sentence (months)	27	0	60	62	12	51	106	--	4

#### IMPRISONMENT

<b>Total Receiving Imprisonment</b>	<b>418</b>	<b>57</b>	<b>156</b>	<b>68</b>	<b>23</b>	<b>6</b>	<b>8</b>	<b>2</b>	<b>98</b>
Prison Only	412	57	155	67	21	5	8	2	97
Up to 12 Months	131	46	5	1	5	0	0	0	74
13 to 60 Months	146	10	72	30	13	2	1	1	17
61 to 120 Months	85	1	45	28	2	2	5	0	2
Over 120 Months	50	0	33	8	1	1	2	1	4
Prison and Alternatives	6	0	1	1	2	1	0	0	1

#### PROBATION

<b>Total Receiving Probation</b>	<b>35</b>	<b>0</b>	<b>8</b>	<b>4</b>	<b>9</b>	<b>0</b>	<b>0</b>	<b>0</b>	<b>14</b>
Probation Only	26	0	6	2	7	0	0	0	11
Probation and Alternatives	9	0	2	2	2	0	0	0	3

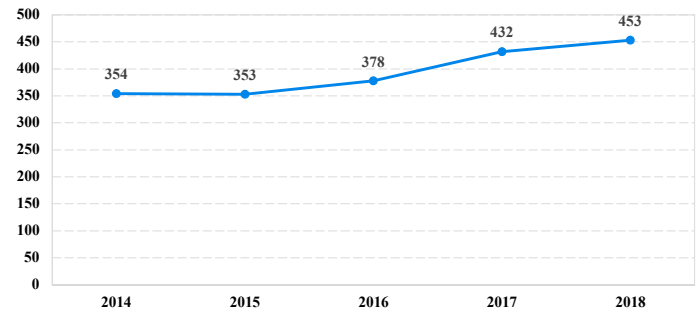
#### FINE ONLY

<b>Total</b>	<b>0</b>	<b>0</b>	<b>0</b>	<b>0</b>	<b>0</b>	<b>0</b>	<b>0</b>	<b>0</b>	<b>0</b>
--------------	----------	----------	----------	----------	----------	----------	----------	----------	----------

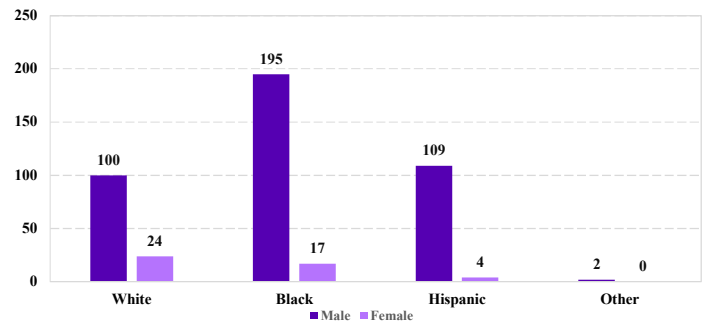
Cases with indeterminable sentence terms are excluded from the calculation of the Mean Sentence or Median Sentence category. Sentences greater than 470 months and probation were included in the sentence average computations as 470 months and zero months, respectively. Cases in the Total Receiving Prison and Total Receiving Probation categories total 100 percent of all cases. Cases missing information required for a specific analysis were excluded from that analysis. Descriptions of variables used in this analysis are provided in Appendix A.

SOURCE: U.S. Sentencing Commission, 2018 Datafile, USSCFY18.

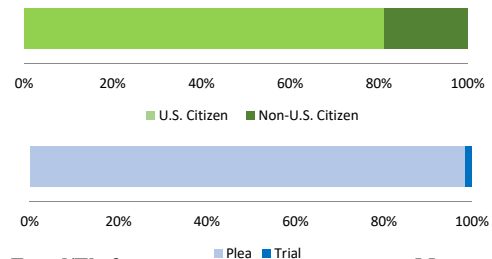
#### Number of Federal Offenders Over Time



#### Race and Gender



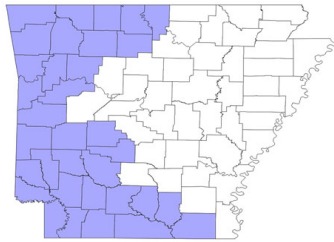
#### Citizenship, Guilty Pleas, and Trials



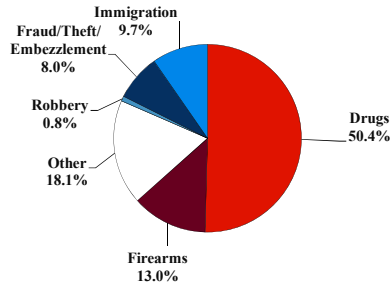
# District at a Glance

## Western District of Arkansas

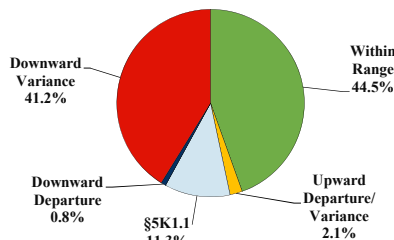
### Fiscal Year 2018



#### Type of Crime



#### Sentence Imposed Relative to the Guideline Range



#### SENTENCING INFORMATION BY TYPE OF CRIME

	TOTAL	Immigration	Drug Trafficking	Firearms	Fraud/Theft /Embezzle	Robbery	Child Porn	Money Laundering	All Other
<b>Total</b>	<b>238</b>	<b>23</b>	<b>120</b>	<b>31</b>	<b>19</b>	<b>2</b>	<b>11</b>	<b>5</b>	<b>27</b>
Mean Sentence (months)	73	13	87	55	26	--	116	132	80
Median Sentence (months)	60	12	77	57	24	--	96	63	15

#### IMPRISONMENT

<b>Total Receiving Imprisonment</b>	<b>225</b>	<b>23</b>	<b>120</b>	<b>30</b>	<b>17</b>	<b>2</b>	<b>11</b>	<b>5</b>	<b>17</b>
Prison Only	221	23	119	29	15	2	11	5	17
Up to 12 Months	21	12	1	2	2	0	0	0	4
13 to 60 Months	85	11	38	15	12	0	2	2	5
61 to 120 Months	85	0	62	11	1	0	7	1	3
Over 120 Months	30	0	18	1	0	2	2	2	5
Prison and Alternatives	4	0	1	1	2	0	0	0	0

#### PROBATION

<b>Total Receiving Probation</b>	<b>11</b>	<b>0</b>	<b>0</b>	<b>1</b>	<b>2</b>	<b>0</b>	<b>0</b>	<b>0</b>	<b>8</b>
Probation Only	8	0	0	1	2	0	0	0	5
Probation and Alternatives	3	0	0	0	0	0	0	0	3

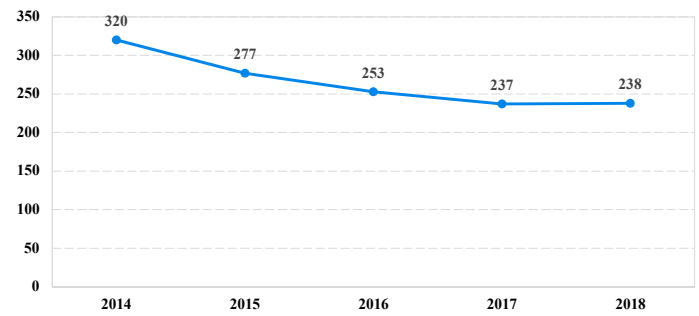
#### FINE ONLY

<b>Total</b>	<b>2</b>	<b>0</b>	<b>0</b>	<b>0</b>	<b>0</b>	<b>0</b>	<b>0</b>	<b>0</b>	<b>2</b>
--------------	----------	----------	----------	----------	----------	----------	----------	----------	----------

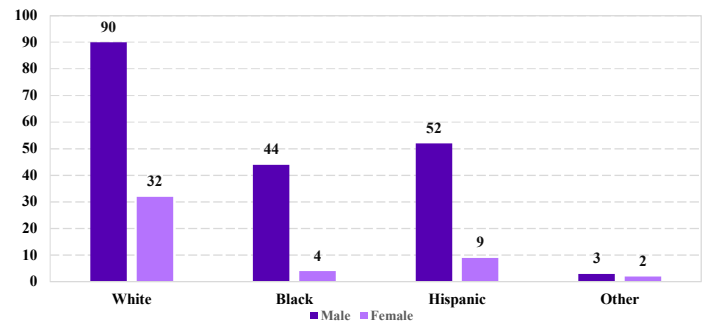
Cases with indeterminable sentence terms are excluded from the calculation of the Mean Sentence or Median Sentence category. Sentences greater than 470 months and probation were included in the sentence average computations as 470 months and zero months, respectively. Cases in the Total Receiving Prison and Total Receiving Probation categories total 100 percent of all cases. Cases missing information required for a specific analysis were excluded from that analysis. Descriptions of variables used in this analysis are provided in Appendix A.

SOURCE: U.S. Sentencing Commission, 2018 Datafile, USSCFY18.

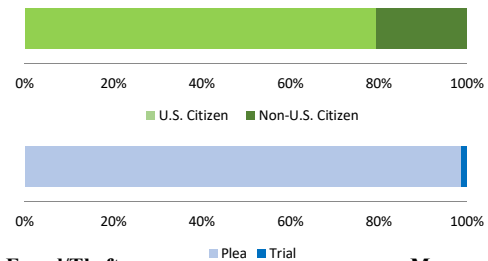
#### Number of Federal Offenders Over Time



#### Race and Gender



#### Citizenship, Guilty Pleas, and Trials





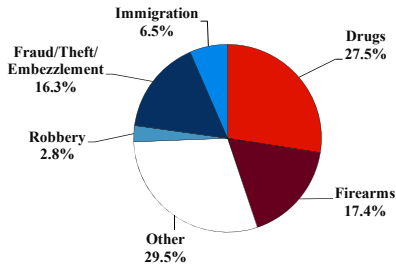
# District at a Glance

## Northern District of California

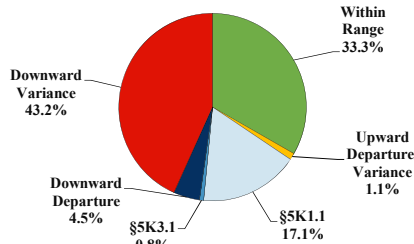
### Fiscal Year 2018



#### Type of Crime



#### Sentence Imposed Relative to the Guideline Range



#### SENTENCING INFORMATION BY TYPE OF CRIME

	TOTAL	Immigration	Drug Trafficking	Firearms	Fraud/Theft /Embezzle	Robbery	Child Porn	Money Laundering	All Other
<b>Total</b>	<b>535</b>	<b>35</b>	<b>145</b>	<b>93</b>	<b>87</b>	<b>15</b>	<b>15</b>	<b>22</b>	<b>123</b>
Mean Sentence (months)	44	15	62	38	17	119	71	59	42
Median Sentence (months)	24	12	60	33	12	87	72	41	6

#### IMPRISONMENT

<b>Total Receiving Imprisonment</b>	<b>424</b>	<b>30</b>	<b>138</b>	<b>84</b>	<b>54</b>	<b>15</b>	<b>15</b>	<b>20</b>	<b>68</b>
Prison Only	411	30	133	83	52	15	15	18	65
Up to 12 Months	56	13	6	3	11	0	0	2	21
13 to 60 Months	238	17	74	66	37	3	6	8	27
61 to 120 Months	86	0	43	14	4	7	9	5	4
Over 120 Months	31	0	10	0	0	5	0	3	13
Prison and Alternatives	13	0	5	1	2	0	0	2	3

#### PROBATION

<b>Total Receiving Probation</b>	<b>111</b>	<b>5</b>	<b>7</b>	<b>9</b>	<b>33</b>	<b>0</b>	<b>0</b>	<b>2</b>	<b>55</b>
Probation Only	67	3	4	4	21	0	0	1	34
Probation and Alternatives	44	2	3	5	12	0	0	1	21

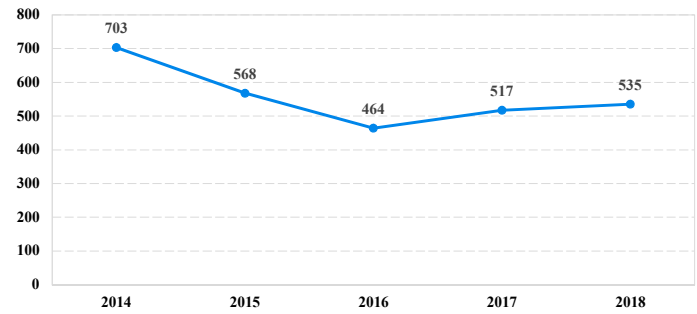
#### FINE ONLY

<b>Total</b>	<b>0</b>	<b>0</b>	<b>0</b>	<b>0</b>	<b>0</b>	<b>0</b>	<b>0</b>	<b>0</b>	<b>0</b>
--------------	----------	----------	----------	----------	----------	----------	----------	----------	----------

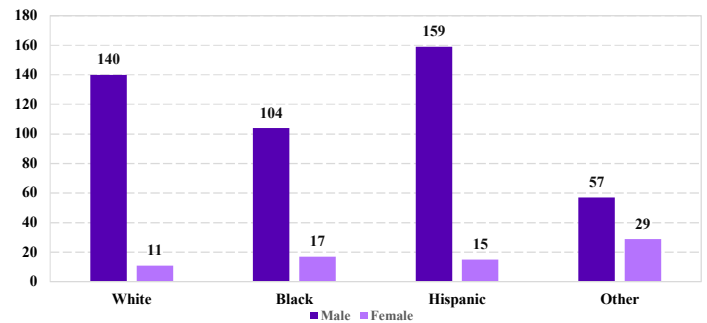
Cases with indeterminable sentence terms are excluded from the calculation of the Mean Sentence or Median Sentence category. Sentences greater than 470 months and probation were included in the sentence average computations as 470 months and zero months, respectively. Cases in the Total Receiving Prison and Total Receiving Probation categories total 100 percent of all cases. Cases missing information required for a specific analysis were excluded from that analysis. Descriptions of variables used in this analysis are provided in Appendix A.

SOURCE: U.S. Sentencing Commission, 2018 Datafile, USSCFY18.

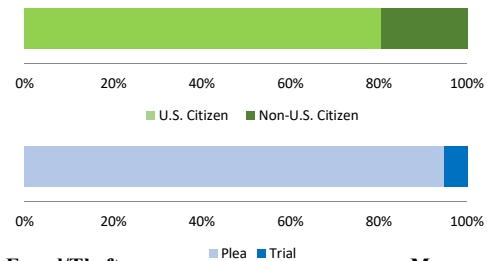
#### Number of Federal Offenders Over Time



#### Race and Gender



#### Citizenship, Guilty Pleas, and Trials



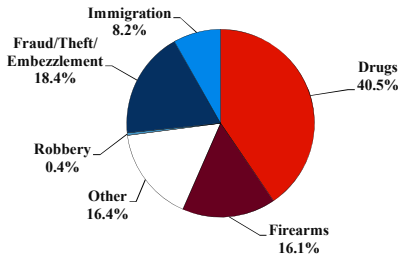
# District at a Glance

## Eastern District of California

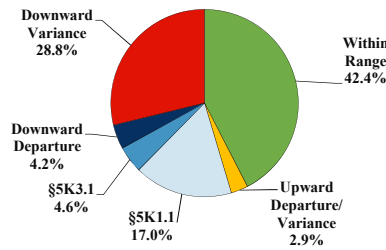
### Fiscal Year 2018



#### Type of Crime



#### Sentence Imposed Relative to the Guideline Range



#### SENTENCING INFORMATION BY TYPE OF CRIME

	TOTAL	Immigration	Drug Trafficking	Firearms	Fraud/Theft /Embezzle	Robbery	Child Porn	Money Laundering	All Other
<b>Total</b>	<b>477</b>	<b>39</b>	<b>192</b>	<b>77</b>	<b>88</b>	<b>2</b>	<b>16</b>	<b>8</b>	<b>55</b>
Mean Sentence (months)	58	18	70	52	34	--	174	45	56
Median Sentence (months)	37	15	53	46	30	--	152	30	24

#### IMPRISONMENT

<b>Total Receiving Imprisonment</b>	<b>439</b>	<b>37</b>	<b>183</b>	<b>73</b>	<b>75</b>	<b>2</b>	<b>16</b>	<b>7</b>	<b>46</b>
Prison Only	424	37	176	71	72	2	16	7	43
Up to 12 Months	36	12	9	3	7	0	0	0	5
13 to 60 Months	250	23	93	50	55	0	0	5	24
61 to 120 Months	88	2	49	16	6	2	7	1	5
Over 120 Months	50	0	25	2	4	0	9	1	9
Prison and Alternatives	15	0	7	2	3	0	0	0	3

#### PROBATION

<b>Total Receiving Probation</b>	<b>38</b>	<b>2</b>	<b>9</b>	<b>4</b>	<b>13</b>	<b>0</b>	<b>0</b>	<b>1</b>	<b>9</b>
Probation Only	32	2	7	3	12	0	0	1	7
Probation and Alternatives	6	0	2	1	1	0	0	0	2

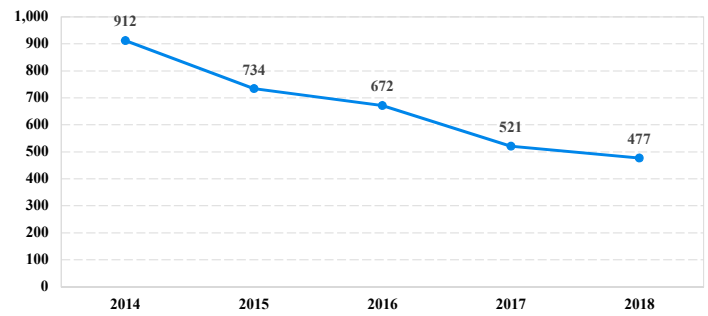
#### FINE ONLY

<b>Total</b>	<b>0</b>	<b>0</b>	<b>0</b>	<b>0</b>	<b>0</b>	<b>0</b>	<b>0</b>	<b>0</b>	<b>0</b>
--------------	----------	----------	----------	----------	----------	----------	----------	----------	----------

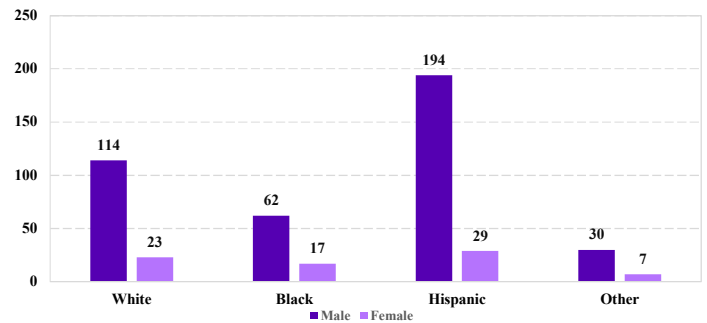
Cases with indeterminable sentence terms are excluded from the calculation of the Mean Sentence or Median Sentence category. Sentences greater than 470 months and probation were included in the sentence average computations as 470 months and zero months, respectively. Cases in the Total Receiving Prison and Total Receiving Probation categories total 100 percent of all cases. Cases missing information required for a specific analysis were excluded from that analysis. Descriptions of variables used in this analysis are provided in Appendix A.

SOURCE: U.S. Sentencing Commission, 2018 Datafile, USSCFY18.

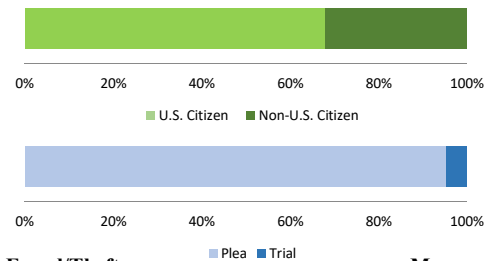
#### Number of Federal Offenders Over Time



#### Race and Gender



#### Citizenship, Guilty Pleas, and Trials



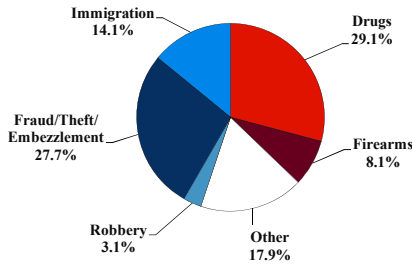
# District at a Glance

## Central District of California

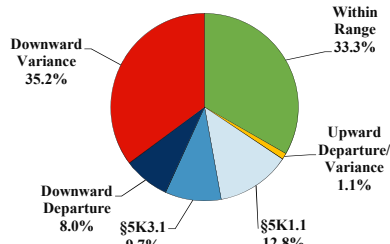
### Fiscal Year 2018



#### Type of Crime



#### Sentence Imposed Relative to the Guideline Range



#### SENTENCING INFORMATION BY TYPE OF CRIME

	TOTAL	Immigration	Drug Trafficking	Firearms	Fraud/Theft /Embezzle	Robbery	Child Porn	Money Laundering	All Other
<b>Total</b>	<b>1,110</b>	<b>156</b>	<b>294</b>	<b>90</b>	<b>308</b>	<b>34</b>	<b>18</b>	<b>30</b>	<b>180</b>
Mean Sentence (months)	42	17	74	40	26	112	85	45	21
Median Sentence (months)	24	12	60	30	16	85	60	24	4

#### IMPRISONMENT

<b>Total Receiving Imprisonment</b>	<b>926</b>	<b>147</b>	<b>278</b>	<b>85</b>	<b>257</b>	<b>34</b>	<b>17</b>	<b>27</b>	<b>81</b>
Prison Only	865	146	263	82	228	32	17	25	72
Up to 12 Months	152	64	18	3	48	0	0	4	15
13 to 60 Months	472	77	106	65	151	13	9	13	38
61 to 120 Months	160	5	91	11	24	7	3	6	13
Over 120 Months	81	0	48	3	5	12	5	2	6
Prison and Alternatives	61	1	15	3	29	2	0	2	9

#### PROBATION

<b>Total Receiving Probation</b>	<b>136</b>	<b>9</b>	<b>16</b>	<b>3</b>	<b>48</b>	<b>0</b>	<b>1</b>	<b>3</b>	<b>56</b>
Probation Only	80	3	12	2	25	0	1	0	37
Probation and Alternatives	56	6	4	1	23	0	0	3	19

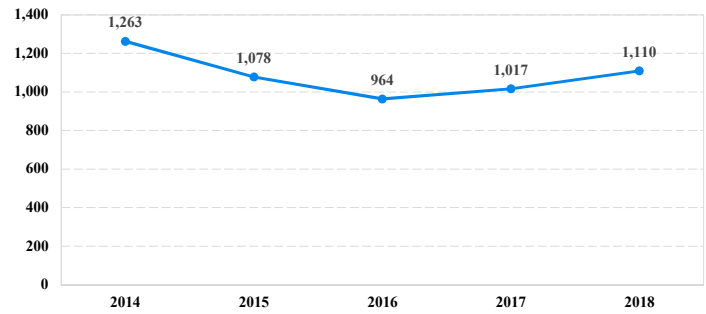
#### FINE ONLY

<b>Total</b>	<b>48</b>	<b>0</b>	<b>0</b>	<b>2</b>	<b>3</b>	<b>0</b>	<b>0</b>	<b>0</b>	<b>43</b>
--------------	-----------	----------	----------	----------	----------	----------	----------	----------	-----------

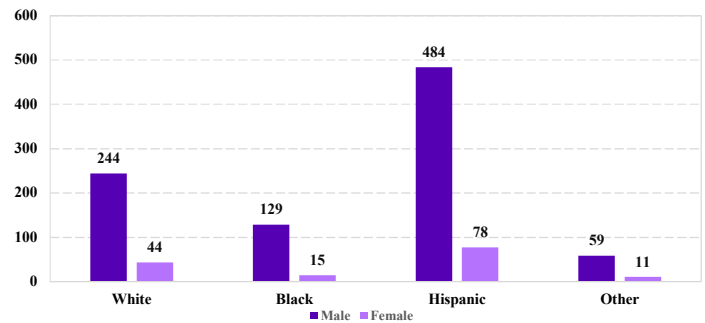
Cases with indeterminable sentence terms are excluded from the calculation of the Mean Sentence or Median Sentence category. Sentences greater than 470 months and probation were included in the sentence average computations as 470 months and zero months, respectively. Cases in the Total Receiving Prison and Total Receiving Probation categories total 100 percent of all cases. Cases missing information required for a specific analysis were excluded from that analysis. Descriptions of variables used in this analysis are provided in Appendix A.

SOURCE: U.S. Sentencing Commission, 2018 Datafile, USSCFY18.

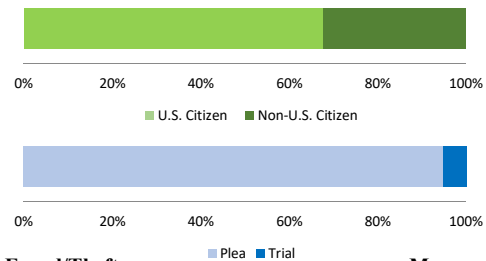
#### Number of Federal Offenders Over Time



#### Race and Gender



#### Citizenship, Guilty Pleas, and Trials



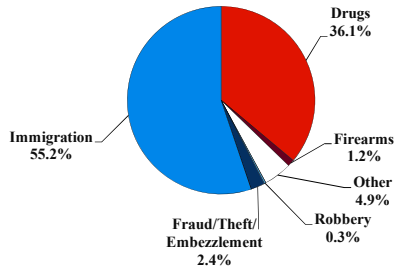
# District at a Glance

## Southern District of California

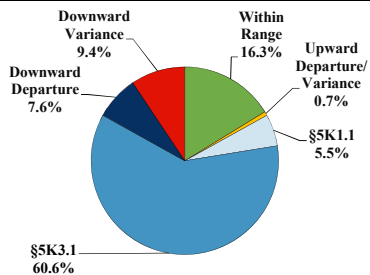
### Fiscal Year 2018



#### Type of Crime



#### Sentence Imposed Relative to the Guideline Range



#### SENTENCING INFORMATION BY TYPE OF CRIME

	TOTAL	Immigration	Drug Trafficking	Firearms	Fraud/Theft /Embezzle	Robbery	Child Porn	Money Laundering	All Other
<b>Total</b>	<b>3,889</b>	<b>2,146</b>	<b>1,392</b>	<b>47</b>	<b>94</b>	<b>11</b>	<b>33</b>	<b>35</b>	<b>131</b>
Mean Sentence (months)	24	9	46	30	18	70	87	26	22
Median Sentence (months)	12	6	36	19	12	36	72	12	6

#### IMPRISONMENT

	TOTAL	Immigration	Drug Trafficking	Firearms	Fraud/Theft /Embezzle	Robbery	Child Porn	Money Laundering	All Other
<b>Total Receiving Imprisonment</b>	<b>3,683</b>	<b>2,022</b>	<b>1,366</b>	<b>44</b>	<b>69</b>	<b>11</b>	<b>32</b>	<b>32</b>	<b>107</b>
Prison Only	3,492	1,951	1,275	39	62	9	31	23	102
Up to 12 Months	1,513	1,366	46	11	21	0	0	8	61
13 to 60 Months	1,630	575	932	24	36	6	12	14	31
61 to 120 Months	300	10	263	3	3	2	14	0	5
Over 120 Months	49	0	34	1	2	1	5	1	5
Prison and Alternatives	191	71	91	5	7	2	1	9	5

#### PROBATION

	TOTAL	Immigration	Drug Trafficking	Firearms	Fraud/Theft /Embezzle	Robbery	Child Porn	Money Laundering	All Other
<b>Total Receiving Probation</b>	<b>206</b>	<b>124</b>	<b>26</b>	<b>3</b>	<b>25</b>	<b>0</b>	<b>1</b>	<b>3</b>	<b>24</b>
Probation Only	161	99	15	2	21	0	0	2	22
Probation and Alternatives	45	25	11	1	4	0	1	1	2

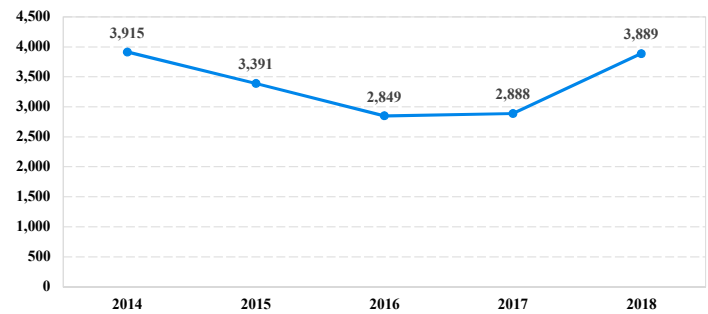
#### FINE ONLY

	<b>0</b>	<b>0</b>	<b>0</b>	<b>0</b>	<b>0</b>	<b>0</b>	<b>0</b>	<b>0</b>	<b>0</b>
--	----------	----------	----------	----------	----------	----------	----------	----------	----------

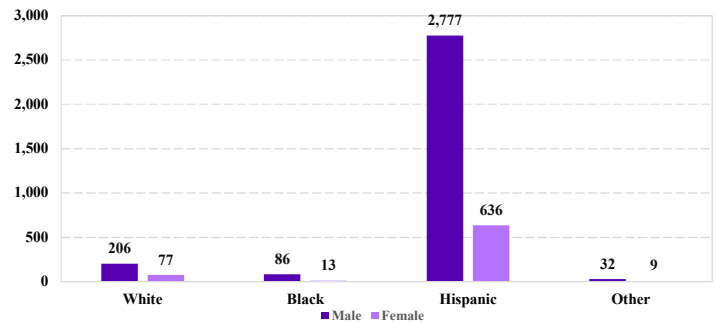
Cases with indeterminable sentence terms are excluded from the calculation of the Mean Sentence or Median Sentence category. Sentences greater than 470 months and probation were included in the sentence average computations as 470 months and zero months, respectively. Cases in the Total Receiving Prison and Total Receiving Probation categories total 100 percent of all cases. Cases missing information required for a specific analysis were excluded from that analysis. Descriptions of variables used in this analysis are provided in Appendix A.

SOURCE: U.S. Sentencing Commission, 2018 Datafile, USSCFY18.

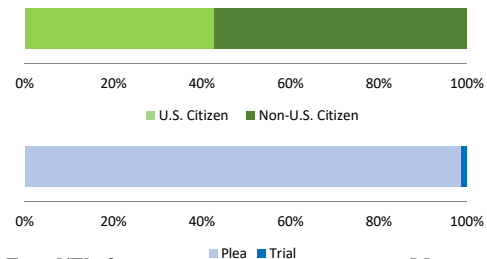
#### Number of Federal Offenders Over Time



#### Race and Gender



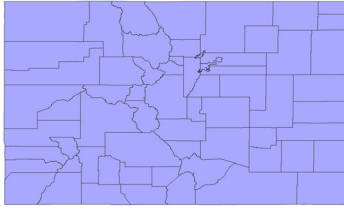
#### Citizenship, Guilty Pleas, and Trials



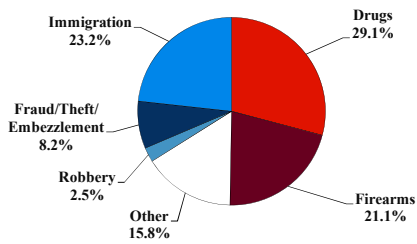
# District at a Glance

## District of Colorado

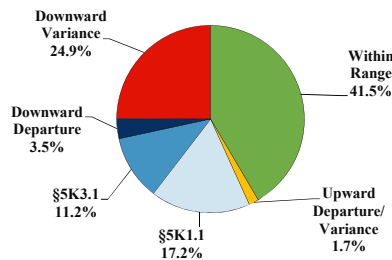
### Fiscal Year 2018



#### Type of Crime



#### Sentence Imposed Relative to the Guideline Range



#### SENTENCING INFORMATION BY TYPE OF CRIME

	TOTAL	Immigration	Drug Trafficking	Firearms	Fraud/Theft /Embezzle	Robbery	Child Porn	Money Laundering	All Other
<b>Total</b>	<b>525</b>	<b>122</b>	<b>142</b>	<b>111</b>	<b>43</b>	<b>13</b>	<b>14</b>	<b>15</b>	<b>65</b>
Mean Sentence (months)	43	13	73	36	18	96	105	61	31
Median Sentence (months)	24	8	60	30	8	77	97	60	12

#### IMPRISONMENT

	TOTAL	Immigration	Drug Trafficking	Firearms	Fraud/Theft /Embezzle	Robbery	Child Porn	Money Laundering	All Other
<b>Total Receiving Imprisonment</b>	<b>480</b>	<b>122</b>	<b>138</b>	<b>107</b>	<b>27</b>	<b>13</b>	<b>14</b>	<b>14</b>	<b>45</b>
Prison Only	461	122	130	100	24	13	14	14	44
Up to 12 Months	118	78	7	11	5	0	0	4	13
13 to 60 Months	229	44	67	74	16	3	2	3	20
61 to 120 Months	81	0	36	14	2	8	10	5	6
Over 120 Months	33	0	20	1	1	2	2	2	5
Prison and Alternatives	19	0	8	7	3	0	0	0	1

#### PROBATION

	TOTAL	Immigration	Drug Trafficking	Firearms	Fraud/Theft /Embezzle	Robbery	Child Porn	Money Laundering	All Other
<b>Total Receiving Probation</b>	<b>40</b>	<b>0</b>	<b>4</b>	<b>4</b>	<b>15</b>	<b>0</b>	<b>0</b>	<b>0</b>	<b>17</b>
Probation Only	33	0	2	3	12	0	0	0	16
Probation and Alternatives	7	0	2	1	3	0	0	0	1

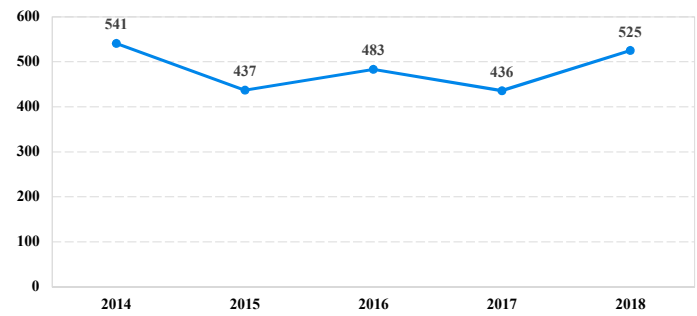
#### FINE ONLY

	TOTAL	Immigration	Drug Trafficking	Firearms	Fraud/Theft /Embezzle	Robbery	Child Porn	Money Laundering	All Other
<b>Total</b>	<b>5</b>	<b>0</b>	<b>0</b>	<b>0</b>	<b>1</b>	<b>0</b>	<b>0</b>	<b>1</b>	<b>3</b>

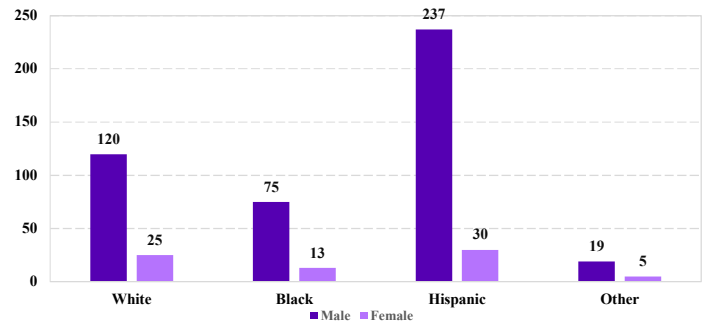
Cases with indeterminable sentence terms are excluded from the calculation of the Mean Sentence or Median Sentence category. Sentences greater than 470 months and probation were included in the sentence average computations as 470 months and zero months, respectively. Cases in the Total Receiving Prison and Total Receiving Probation categories total 100 percent of all cases. Cases missing information required for a specific analysis were excluded from that analysis. Descriptions of variables used in this analysis are provided in Appendix A.

SOURCE: U.S. Sentencing Commission, 2018 Datafile, USSCFY18.

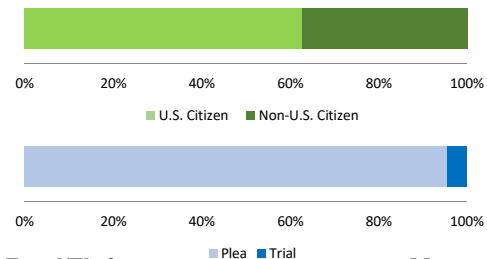
#### Number of Federal Offenders Over Time



#### Race and Gender



#### Citizenship, Guilty Pleas, and Trials

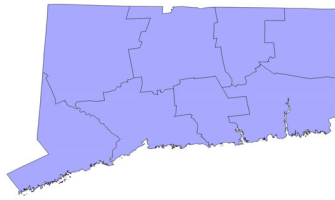


Legend: U.S. Citizen (light blue), Non-U.S. Citizen (dark blue), Plea (light green), Trial (dark green)

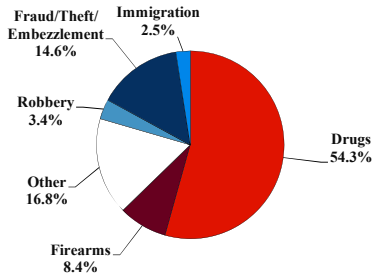
# District at a Glance

## District of Connecticut

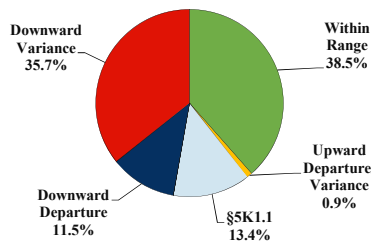
### Fiscal Year 2018



#### Type of Crime



#### Sentence Imposed Relative to the Guideline Range



#### SENTENCING INFORMATION BY TYPE OF CRIME

	TOTAL	Immigration	Drug Trafficking	Firearms	Fraud/Theft /Embezzle	Robbery	Child Porn	Money Laundering	All Other
<b>Total</b>	<b>322</b>	<b>8</b>	<b>172</b>	<b>27</b>	<b>47</b>	<b>11</b>	<b>3</b>	<b>8</b>	<b>46</b>
Mean Sentence (months)	45	9	42	48	25	80	84	21	78
Median Sentence (months)	30	6	36	30	18	78	60	18	17

#### IMPRISONMENT

<b>Total Receiving Imprisonment</b>	<b>290</b>	<b>8</b>	<b>163</b>	<b>25</b>	<b>37</b>	<b>11</b>	<b>3</b>	<b>7</b>	<b>36</b>
Prison Only	272	8	153	24	35	11	3	7	31
Up to 12 Months	43	6	16	3	7	1	0	1	9
13 to 60 Months	162	2	101	17	22	3	2	6	9
61 to 120 Months	48	0	30	3	6	6	0	0	3
Over 120 Months	19	0	6	1	0	1	1	0	10
Prison and Alternatives	18	0	10	1	2	0	0	0	5

#### PROBATION

<b>Total Receiving Probation</b>	<b>32</b>	<b>0</b>	<b>9</b>	<b>2</b>	<b>10</b>	<b>0</b>	<b>0</b>	<b>1</b>	<b>10</b>
Probation Only	23	0	3	2	10	0	0	0	8
Probation and Alternatives	9	0	6	0	0	0	0	1	2

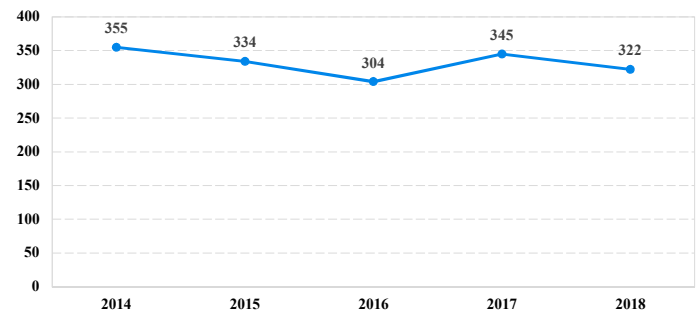
#### FINE ONLY

<b>Total</b>	<b>0</b>	<b>0</b>	<b>0</b>	<b>0</b>	<b>0</b>	<b>0</b>	<b>0</b>	<b>0</b>	<b>0</b>
--------------	----------	----------	----------	----------	----------	----------	----------	----------	----------

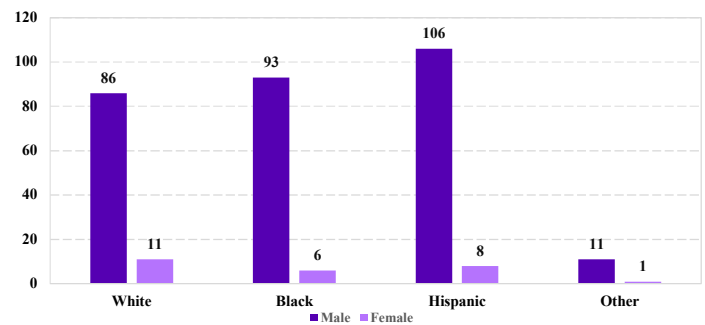
Cases with indeterminable sentence terms are excluded from the calculation of the Mean Sentence or Median Sentence category. Sentences greater than 470 months and probation were included in the sentence average computations as 470 months and zero months, respectively. Cases in the Total Receiving Prison and Total Receiving Probation categories total 100 percent of all cases. Cases missing information required for a specific analysis were excluded from that analysis. Descriptions of variables used in this analysis are provided in Appendix A.

SOURCE: U.S. Sentencing Commission, 2018 Datafile, USSCFY18.

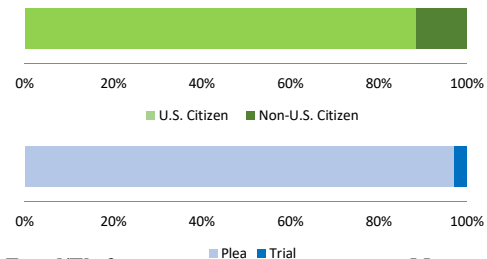
#### Number of Federal Offenders Over Time



#### Race and Gender



#### Citizenship, Guilty Pleas, and Trials



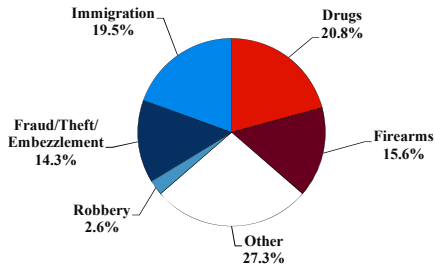
# District at a Glance

## District of Delaware

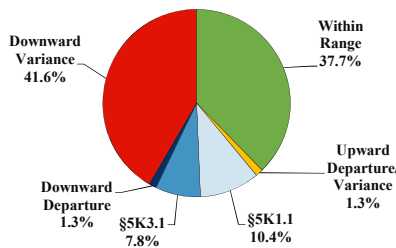
### Fiscal Year 2018



#### Type of Crime



#### Sentence Imposed Relative to the Guideline Range



#### SENTENCING INFORMATION BY TYPE OF CRIME

	TOTAL	Immigration	Drug Trafficking	Firearms	Fraud/Theft /Embezzle	Robbery	Child Porn	Money Laundering	All Other
Total	77	15	16	12	11	2	2	1	18
Mean Sentence (months)	47	8	62	46	17	--	--	--	72
Median Sentence (months)	23	4	60	36	13	--	--	--	27

#### IMPRISONMENT

<b>Total Receiving Imprisonment</b>	<b>68</b>	<b>15</b>	<b>15</b>	<b>11</b>	<b>8</b>	<b>2</b>	<b>2</b>	<b>1</b>	<b>14</b>
Prison Only	65	15	14	10	8	2	2	1	13
Up to 12 Months	19	12	2	1	2	0	0	1	1
13 to 60 Months	31	3	6	7	6	0	2	0	7
61 to 120 Months	7	0	4	1	0	0	0	0	2
Over 120 Months	8	0	2	1	0	2	0	0	3
Prison and Alternatives	3	0	1	1	0	0	0	0	1

#### PROBATION

<b>Total Receiving Probation</b>	<b>9</b>	<b>0</b>	<b>1</b>	<b>1</b>	<b>3</b>	<b>0</b>	<b>0</b>	<b>0</b>	<b>4</b>
Probation Only	6	0	0	1	1	0	0	0	4
Probation and Alternatives	3	0	1	0	2	0	0	0	0

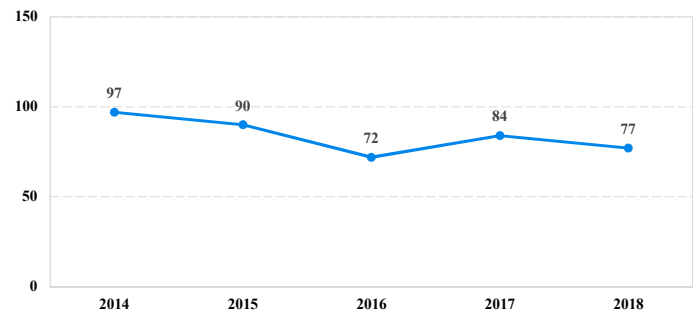
#### FINE ONLY

<b>Total</b>	<b>0</b>	<b>0</b>	<b>0</b>	<b>0</b>	<b>0</b>	<b>0</b>	<b>0</b>	<b>0</b>	<b>0</b>
--------------	----------	----------	----------	----------	----------	----------	----------	----------	----------

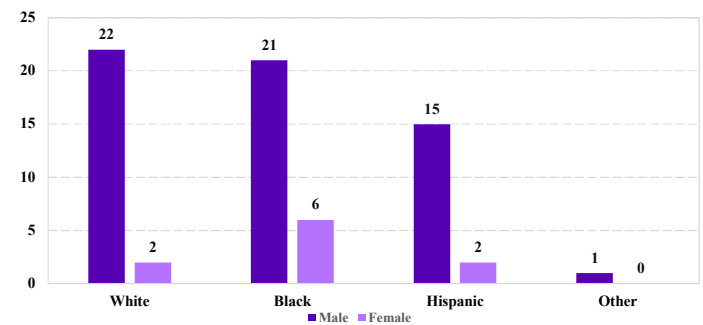
Cases with indeterminable sentence terms are excluded from the calculation of the Mean Sentence or Median Sentence category. Sentences greater than 470 months and probation were included in the sentence average computations as 470 months and zero months, respectively. Cases in the Total Receiving Prison and Total Receiving Probation categories total 100 percent of all cases. Cases missing information required for a specific analysis were excluded from that analysis. Descriptions of variables used in this analysis are provided in Appendix A.

SOURCE: U.S. Sentencing Commission, 2018 Datafile, USSCFY18.

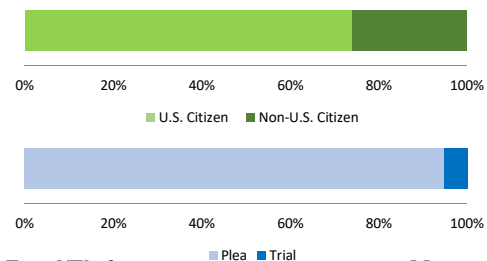
#### Number of Federal Offenders Over Time



#### Race and Gender



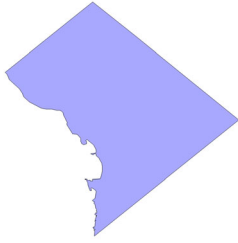
#### Citizenship, Guilty Pleas, and Trials



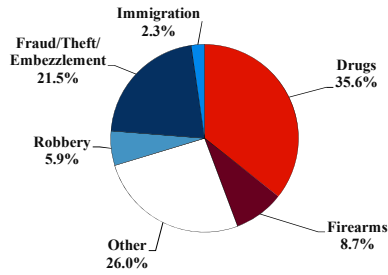
# District at a Glance

## District of Columbia

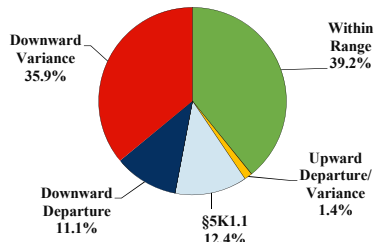
### Fiscal Year 2018



#### Type of Crime



#### Sentence Imposed Relative to the Guideline Range



#### SENTENCING INFORMATION BY TYPE OF CRIME

	TOTAL	Immigration	Drug Trafficking	Firearms	Fraud/Theft /Embezzle	Robbery	Child Porn	Money Laundering	All Other
<b>Total</b>	<b>219</b>	<b>5</b>	<b>78</b>	<b>19</b>	<b>47</b>	<b>13</b>	<b>7</b>	<b>4</b>	<b>46</b>
Mean Sentence (months)	60	10	59	53	25	41	140	26	102
Median Sentence (months)	27	0	37	47	16	41	87	28	12

#### IMPRISONMENT

<b>Total Receiving Imprisonment</b>	<b>187</b>	<b>4</b>	<b>71</b>	<b>19</b>	<b>32</b>	<b>12</b>	<b>7</b>	<b>3</b>	<b>39</b>
Prison Only	178	4	67	19	28	12	7	3	38
Up to 12 Months	38	2	14	0	6	0	0	0	16
13 to 60 Months	92	2	31	16	18	11	3	3	8
61 to 120 Months	25	0	15	3	3	1	2	0	1
Over 120 Months	23	0	7	0	1	0	2	0	13
Prison and Alternatives	9	0	4	0	4	0	0	0	1

#### PROBATION

<b>Total Receiving Probation</b>	<b>32</b>	<b>1</b>	<b>7</b>	<b>0</b>	<b>15</b>	<b>1</b>	<b>0</b>	<b>1</b>	<b>7</b>
Probation Only	15	1	3	0	7	0	0	1	3
Probation and Alternatives	17	0	4	0	8	1	0	0	4

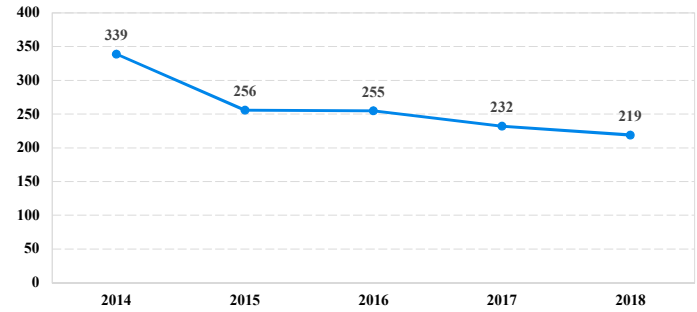
#### FINE ONLY

<b>Total</b>	<b>0</b>	<b>0</b>	<b>0</b>	<b>0</b>	<b>0</b>	<b>0</b>	<b>0</b>	<b>0</b>	<b>0</b>
--------------	----------	----------	----------	----------	----------	----------	----------	----------	----------

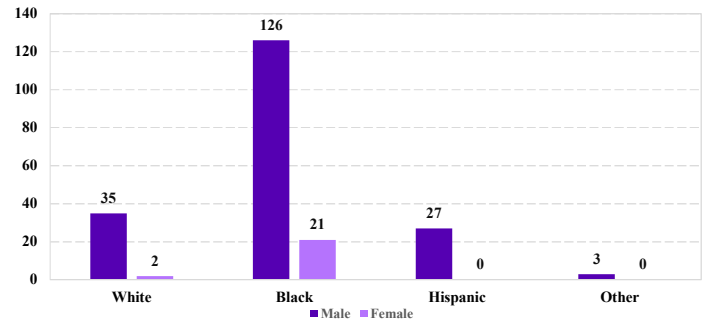
Cases with indeterminable sentence terms are excluded from the calculation of the Mean Sentence or Median Sentence category. Sentences greater than 470 months and probation were included in the sentence average computations as 470 months and zero months, respectively. Cases in the Total Receiving Prison and Total Receiving Probation categories total 100 percent of all cases. Cases missing information required for a specific analysis were excluded from that analysis. Descriptions of variables used in this analysis are provided in Appendix A.

SOURCE: U.S. Sentencing Commission, 2018 Datafile, USSCFY18.

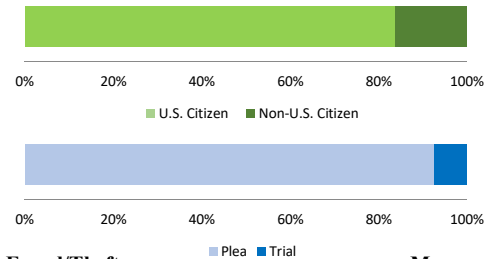
#### Number of Federal Offenders Over Time



#### Race and Gender



#### Citizenship, Guilty Pleas, and Trials

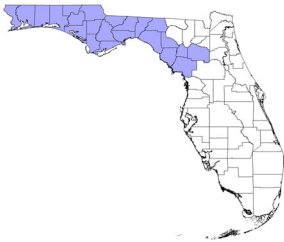




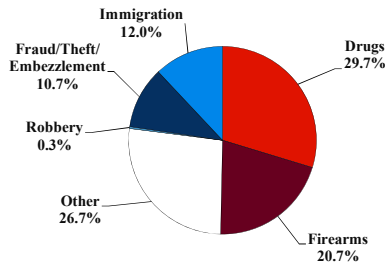
# District at a Glance

## Northern District of Florida

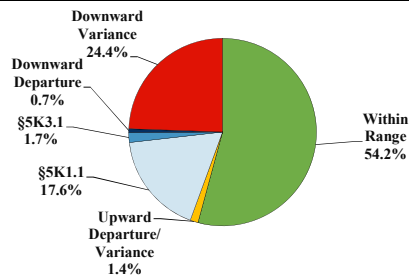
### Fiscal Year 2018



#### Type of Crime



#### Sentence Imposed Relative to the Guideline Range



#### SENTENCING INFORMATION BY TYPE OF CRIME

	TOTAL	Immigration	Drug Trafficking	Firearms	Fraud/Theft /Embezzle	Robbery	Child Porn	Money Laundering	All Other
<b>Total</b>	<b>300</b>	<b>36</b>	<b>84</b>	<b>62</b>	<b>32</b>	<b>1</b>	<b>12</b>	<b>12</b>	<b>61</b>
Mean Sentence (months)	61	6	66	65	21	--	171	82	75
Median Sentence (months)	31	4	60	59	6	--	102	60	16

#### IMPRISONMENT

<b>Total Receiving Imprisonment</b>	<b>259</b>	<b>36</b>	<b>79</b>	<b>59</b>	<b>18</b>	<b>1</b>	<b>12</b>	<b>11</b>	<b>43</b>
Prison Only	245	36	69	57	16	1	12	11	43
Up to 12 Months	54	32	4	2	6	0	0	1	9
13 to 60 Months	89	4	27	29	9	0	2	4	14
61 to 120 Months	68	0	30	19	0	0	7	3	9
Over 120 Months	34	0	8	7	1	1	3	3	11
Prison and Alternatives	14	0	10	2	2	0	0	0	0

#### PROBATION

<b>Total Receiving Probation</b>	<b>38</b>	<b>0</b>	<b>5</b>	<b>3</b>	<b>14</b>	<b>0</b>	<b>0</b>	<b>1</b>	<b>15</b>
Probation Only	32	0	4	2	11	0	0	1	14
Probation and Alternatives	6	0	1	1	3	0	0	0	1

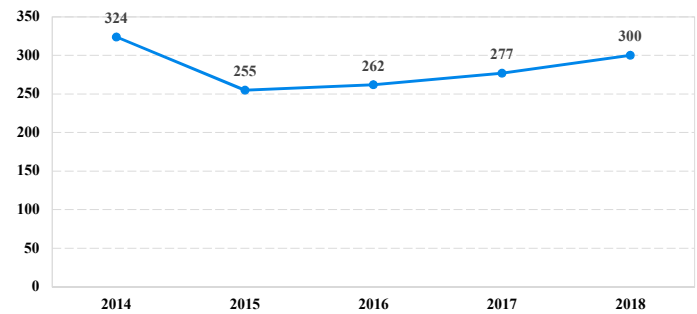
#### FINE ONLY

<b>Total</b>	<b>3</b>	<b>0</b>	<b>0</b>	<b>0</b>	<b>0</b>	<b>0</b>	<b>0</b>	<b>0</b>	<b>3</b>
--------------	----------	----------	----------	----------	----------	----------	----------	----------	----------

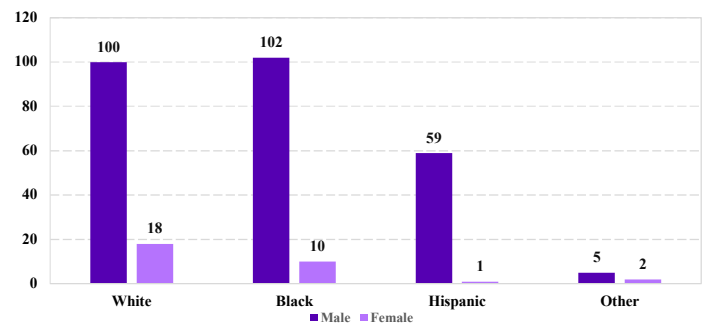
Cases with indeterminable sentence terms are excluded from the calculation of the Mean Sentence or Median Sentence category. Sentences greater than 470 months and probation were included in the sentence average computations as 470 months and zero months, respectively. Cases in the Total Receiving Prison and Total Receiving Probation categories total 100 percent of all cases. Cases missing information required for a specific analysis were excluded from that analysis. Descriptions of variables used in this analysis are provided in Appendix A.

SOURCE: U.S. Sentencing Commission, 2018 Datafile, USSCFY18.

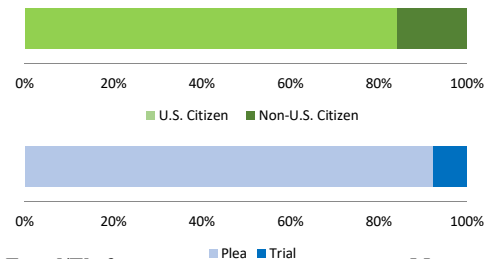
#### Number of Federal Offenders Over Time



#### Race and Gender



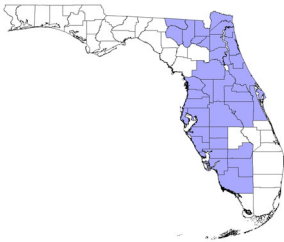
#### Citizenship, Guilty Pleas, and Trials



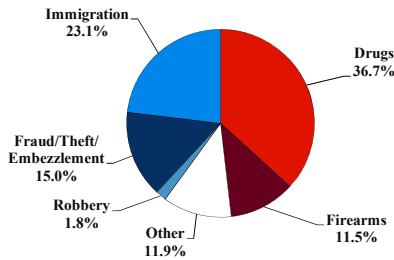
# District at a Glance

## Middle District of Florida

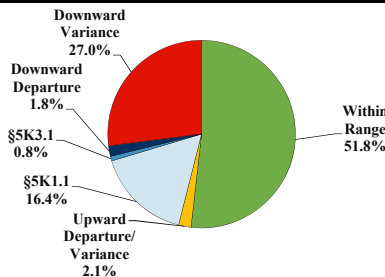
### Fiscal Year 2018



#### Type of Crime



#### Sentence Imposed Relative to the Guideline Range



#### SENTENCING INFORMATION BY TYPE OF CRIME

	TOTAL	Immigration	Drug Trafficking	Firearms	Fraud/Theft /Embezzle	Robbery	Child Porn	Money Laundering	All Other
<b>Total</b>	<b>1,542</b>	<b>356</b>	<b>565</b>	<b>177</b>	<b>232</b>	<b>28</b>	<b>40</b>	<b>18</b>	<b>126</b>
Mean Sentence (months)	68	8	106	78	29	141	116	89	91
Median Sentence (months)	42	4	108	60	15	121	84	37	24

#### IMPRISONMENT

	TOTAL	Immigration	Drug Trafficking	Firearms	Fraud/Theft /Embezzle	Robbery	Child Porn	Money Laundering	All Other
<b>Total Receiving Imprisonment</b>	<b>1,374</b>	<b>320</b>	<b>548</b>	<b>171</b>	<b>161</b>	<b>28</b>	<b>40</b>	<b>15</b>	<b>91</b>
Prison Only	1,347	320	544	161	153	28	39	15	87
Up to 12 Months	298	251	9	7	22	0	0	0	9
13 to 60 Months	422	68	120	73	101	4	12	8	36
61 to 120 Months	371	1	257	47	24	10	18	3	11
Over 120 Months	256	0	158	34	6	14	9	4	31
Prison and Alternatives	27	0	4	10	8	0	1	0	4

#### PROBATION

	TOTAL	Immigration	Drug Trafficking	Firearms	Fraud/Theft /Embezzle	Robbery	Child Porn	Money Laundering	All Other
<b>Total Receiving Probation</b>	<b>166</b>	<b>36</b>	<b>17</b>	<b>6</b>	<b>70</b>	<b>0</b>	<b>0</b>	<b>3</b>	<b>34</b>
Probation Only	119	35	5	3	55	0	0	0	21
Probation and Alternatives	47	1	12	3	15	0	0	3	13

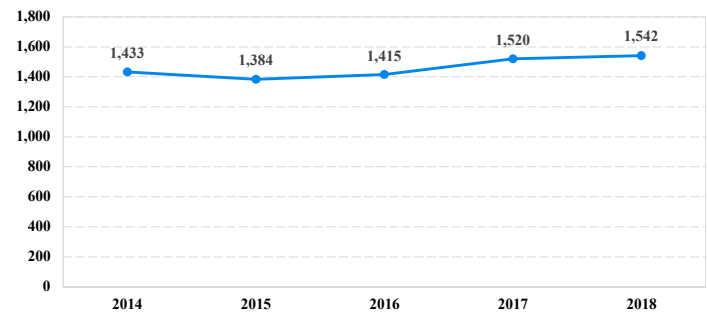
#### FINE ONLY

	<b>2</b>	<b>0</b>	<b>0</b>	<b>0</b>	<b>1</b>	<b>0</b>	<b>0</b>	<b>0</b>	<b>1</b>
--	----------	----------	----------	----------	----------	----------	----------	----------	----------

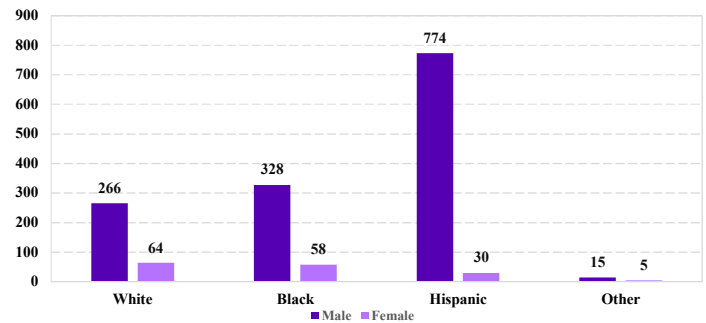
Cases with indeterminable sentence terms are excluded from the calculation of the Mean Sentence or Median Sentence category. Sentences greater than 470 months and probation were included in the sentence average computations as 470 months and zero months, respectively. Cases in the Total Receiving Prison and Total Receiving Probation categories total 100 percent of all cases. Cases missing information required for a specific analysis were excluded from that analysis. Descriptions of variables used in this analysis are provided in Appendix A.

SOURCE: U.S. Sentencing Commission, 2018 Datafile, USSCFY18.

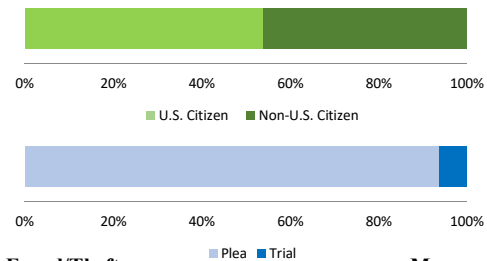
#### Number of Federal Offenders Over Time



#### Race and Gender



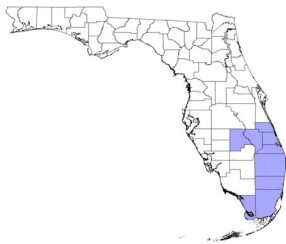
#### Citizenship, Guilty Pleas, and Trials



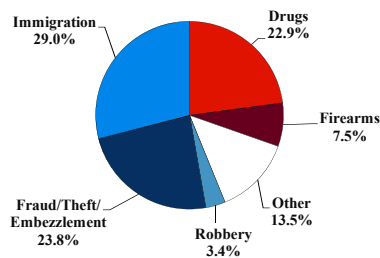
# District at a Glance

## Southern District of Florida

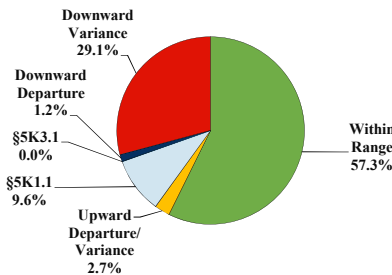
### Fiscal Year 2018



#### Type of Crime



#### Sentence Imposed Relative to the Guideline Range



#### SENTENCING INFORMATION BY TYPE OF CRIME

	TOTAL	Immigration	Drug Trafficking	Firearms	Fraud/Theft /Embezzle	Robbery	Child Porn	Money Laundering	All Other
<b>Total</b>	<b>2,251</b>	<b>653</b>	<b>514</b>	<b>168</b>	<b>535</b>	<b>77</b>	<b>33</b>	<b>82</b>	<b>189</b>
Mean Sentence (months)	48	8	88	78	37	107	105	44	52
Median Sentence (months)	24	2	72	60	26	87	84	37	15

#### IMPRISONMENT

	TOTAL	Immigration	Drug Trafficking	Firearms	Fraud/Theft /Embezzle	Robbery	Child Porn	Money Laundering	All Other
<b>Total Receiving Imprisonment</b>	<b>2,084</b>	<b>622</b>	<b>499</b>	<b>158</b>	<b>473</b>	<b>77</b>	<b>33</b>	<b>70</b>	<b>152</b>
Prison Only	2,021	616	487	156	450	73	31	67	141
Up to 12 Months	598	490	4	8	58	0	0	11	27
13 to 60 Months	841	115	191	75	313	20	11	34	82
61 to 120 Months	385	11	201	43	57	31	13	18	11
Over 120 Months	197	0	91	30	22	22	7	4	21
Prison and Alternatives	63	6	12	2	23	4	2	3	11

#### PROBATION

	TOTAL	Immigration	Drug Trafficking	Firearms	Fraud/Theft /Embezzle	Robbery	Child Porn	Money Laundering	All Other
<b>Total Receiving Probation</b>	<b>167</b>	<b>31</b>	<b>15</b>	<b>10</b>	<b>62</b>	<b>0</b>	<b>0</b>	<b>12</b>	<b>37</b>
Probation Only	98	15	10	7	37	0	0	4	25
Probation and Alternatives	69	16	5	3	25	0	0	8	12

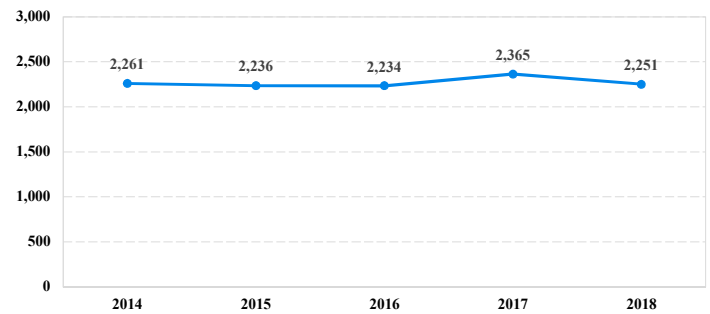
#### FINE ONLY

TOTAL	0	0	0	0	0	0	0	0	0
-------	---	---	---	---	---	---	---	---	---

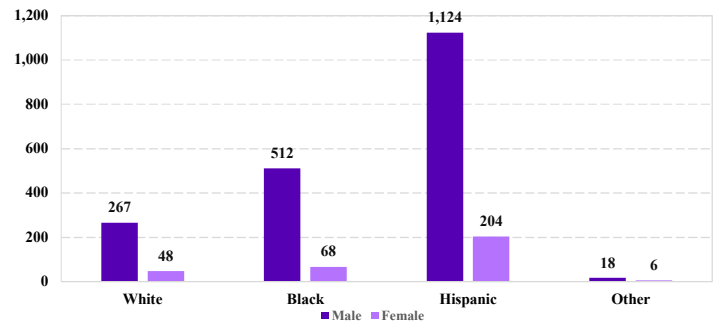
Cases with indeterminable sentence terms are excluded from the calculation of the Mean Sentence or Median Sentence category. Sentences greater than 470 months and probation were included in the sentence average computations as 470 months and zero months, respectively. Cases in the Total Receiving Prison and Total Receiving Probation categories total 100 percent of all cases. Cases missing information required for a specific analysis were excluded from that analysis. Descriptions of variables used in this analysis are provided in Appendix A.

SOURCE: U.S. Sentencing Commission, 2018 Datafile, USSCFY18.

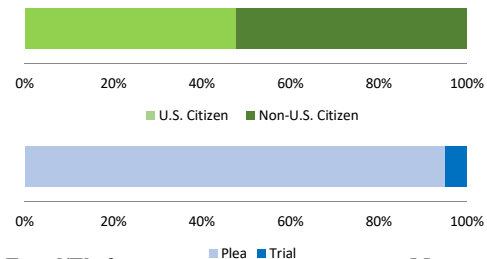
#### Number of Federal Offenders Over Time



#### Race and Gender



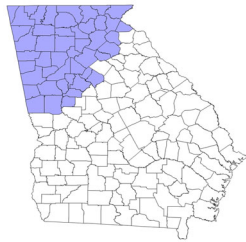
#### Citizenship, Guilty Pleas, and Trials



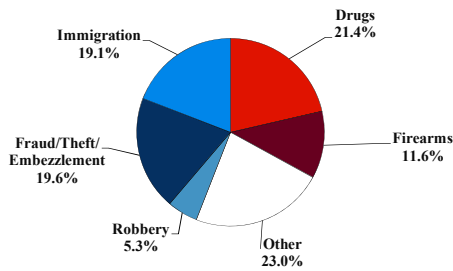
# District at a Glance

## Northern District of Georgia

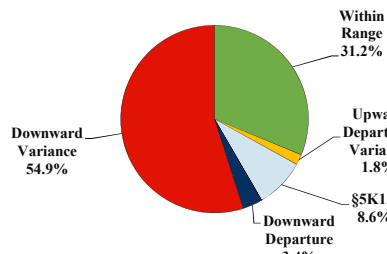
### Fiscal Year 2018



#### Type of Crime



#### Sentence Imposed Relative to the Guideline Range



#### SENTENCING INFORMATION BY TYPE OF CRIME

	TOTAL	Immigration	Drug Trafficking	Firearms	Fraud/Theft /Embezzle	Robbery	Child Porn	Money Laundering	All Other
<b>Total</b>	<b>570</b>	<b>109</b>	<b>122</b>	<b>66</b>	<b>112</b>	<b>30</b>	<b>17</b>	<b>25</b>	<b>89</b>
Mean Sentence (months)	59	9	101	80	30	139	62	56	56
Median Sentence (months)	33	6	86	57	24	121	60	51	21

#### IMPRISONMENT

<b>Total Receiving Imprisonment</b>	<b>496</b>	<b>91</b>	<b>119</b>	<b>60</b>	<b>81</b>	<b>30</b>	<b>17</b>	<b>21</b>	<b>77</b>
Prison Only	487	90	118	57	80	30	17	21	74
Up to 12 Months	68	51	1	1	6	0	0	0	9
13 to 60 Months	242	39	40	29	60	4	10	13	47
61 to 120 Months	104	0	46	16	13	11	7	6	5
Over 120 Months	73	0	31	11	1	15	0	2	13
Prison and Alternatives	9	1	1	3	1	0	0	0	3

#### PROBATION

<b>Total Receiving Probation</b>	<b>74</b>	<b>18</b>	<b>3</b>	<b>6</b>	<b>31</b>	<b>0</b>	<b>0</b>	<b>4</b>	<b>12</b>
Probation Only	46	16	3	4	14	0	0	4	5
Probation and Alternatives	28	2	0	2	17	0	0	0	7

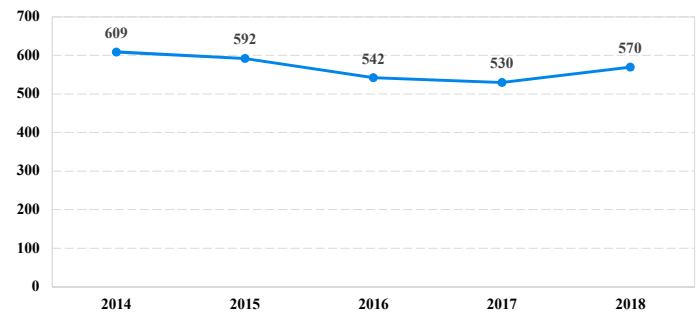
#### FINE ONLY

<b>Total</b>	<b>0</b>	<b>0</b>	<b>0</b>	<b>0</b>	<b>0</b>	<b>0</b>	<b>0</b>	<b>0</b>	<b>0</b>
--------------	----------	----------	----------	----------	----------	----------	----------	----------	----------

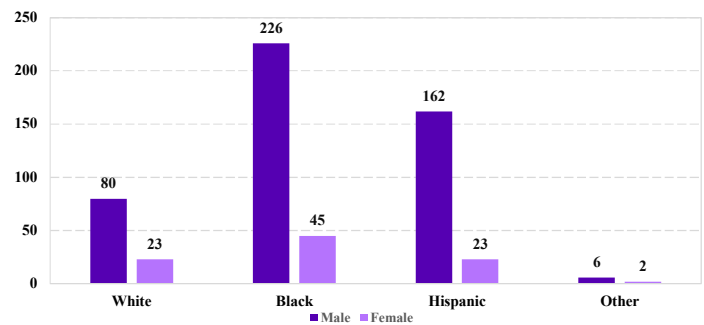
Cases with indeterminable sentence terms are excluded from the calculation of the Mean Sentence or Median Sentence category. Sentences greater than 470 months and probation were included in the sentence average computations as 470 months and zero months, respectively. Cases in the Total Receiving Prison and Total Receiving Probation categories total 100 percent of all cases. Cases missing information required for a specific analysis were excluded from that analysis. Descriptions of variables used in this analysis are provided in Appendix A.

SOURCE: U.S. Sentencing Commission, 2018 Datafile, USSCFY18.

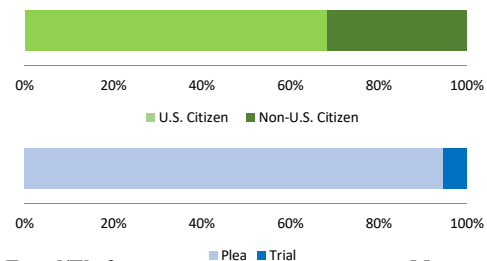
#### Number of Federal Offenders Over Time



#### Race and Gender



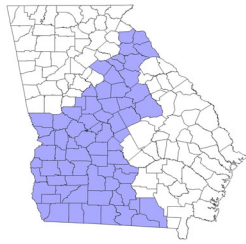
#### Citizenship, Guilty Pleas, and Trials



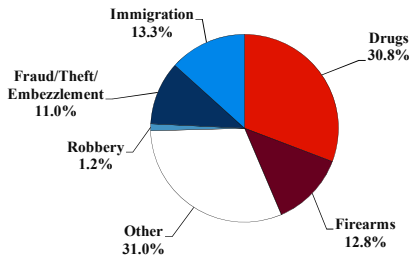
# District at a Glance

## Middle District of Georgia

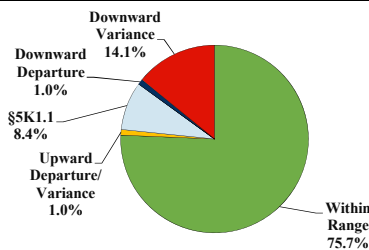
### Fiscal Year 2018



#### Type of Crime



#### Sentence Imposed Relative to the Guideline Range



#### SENTENCING INFORMATION BY TYPE OF CRIME

	TOTAL	Immigration	Drug Trafficking	Firearms	Fraud/Theft /Embezzle	Robbery	Child Porn	Money Laundering	All Other
	429	57	127	55	47	5	7	0	131
Mean Sentence (months)	46	4	91	73	23	86	101	--	14
Median Sentence (months)	24	4	60	60	15	57	78	--	0

#### IMPRISONMENT

<b>Total Receiving Imprisonment</b>	<b>316</b>	<b>57</b>	<b>116</b>	<b>50</b>	<b>32</b>	<b>5</b>	<b>7</b>	<b>0</b>	<b>49</b>
Prison Only	316	57	116	50	32	5	7	0	49
Up to 12 Months	75	55	2	1	4	0	0	0	13
13 to 60 Months	139	2	53	25	24	3	2	0	30
61 to 120 Months	65	0	31	21	4	0	4	0	5
Over 120 Months	37	0	30	3	0	2	1	0	1
Prison and Alternatives	0	0	0	0	0	0	0	0	0

#### PROBATION

<b>Total Receiving Probation</b>	<b>72</b>	<b>0</b>	<b>11</b>	<b>5</b>	<b>12</b>	<b>0</b>	<b>0</b>	<b>0</b>	<b>44</b>
Probation Only	69	0	9	5	11	0	0	0	44
Probation and Alternatives	3	0	2	0	1	0	0	0	0

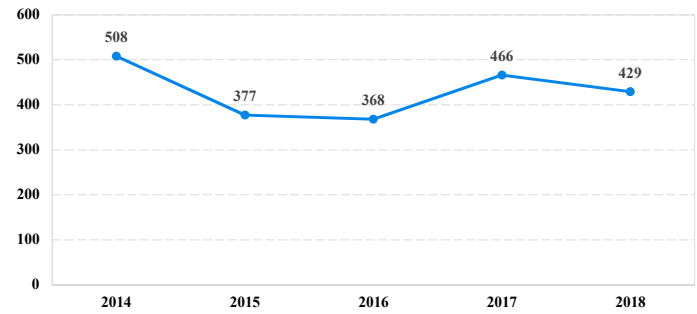
#### FINE ONLY

<b>FINE ONLY</b>	<b>41</b>	<b>0</b>	<b>0</b>	<b>0</b>	<b>3</b>	<b>0</b>	<b>0</b>	<b>0</b>	<b>38</b>
------------------	-----------	----------	----------	----------	----------	----------	----------	----------	-----------

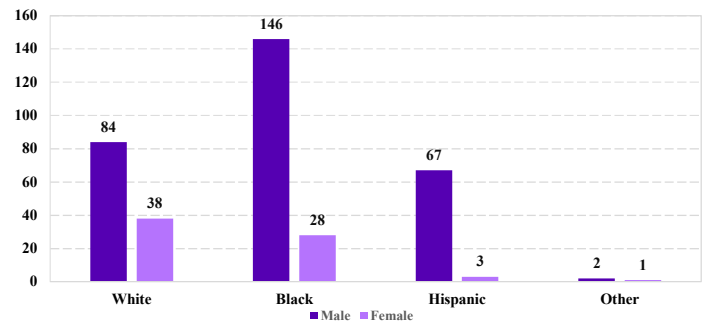
Cases with indeterminable sentence terms are excluded from the calculation of the Mean Sentence or Median Sentence category. Sentences greater than 470 months and probation were included in the sentence average computations as 470 months and zero months, respectively. Cases in the Total Receiving Prison and Total Receiving Probation categories total 100 percent of all cases. Cases missing information required for a specific analysis were excluded from that analysis. Descriptions of variables used in this analysis are provided in Appendix A.

SOURCE: U.S. Sentencing Commission, 2018 Datafile, USSCFY18.

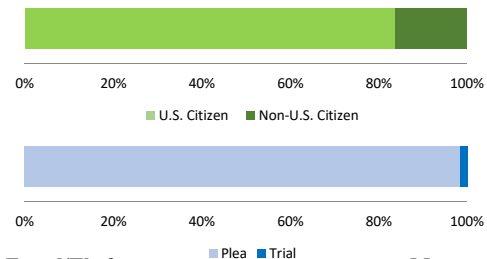
#### Number of Federal Offenders Over Time



#### Race and Gender



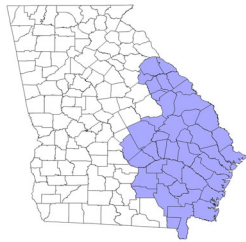
#### Citizenship, Guilty Pleas, and Trials



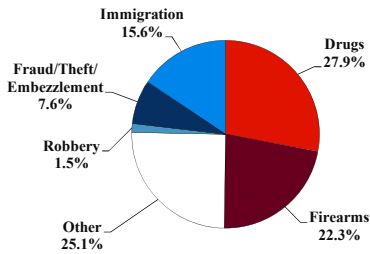
# District at a Glance

## Southern District of Georgia

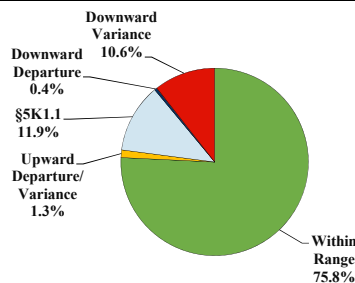
### Fiscal Year 2018



#### Type of Crime



#### Sentence Imposed Relative to the Guideline Range



#### SENTENCING INFORMATION BY TYPE OF CRIME

	TOTAL	Immigration	Drug Trafficking	Firearms	Fraud/Theft /Embezzle	Robbery	Child Porn	Money Laundering	All Other
<b>Total</b>	<b>462</b>	<b>72</b>	<b>120</b>	<b>103</b>	<b>35</b>	<b>7</b>	<b>10</b>	<b>5</b>	<b>110</b>
Mean Sentence (months)	45	5	77	66	22	95	93	63	16
Median Sentence (months)	24	5	69	51	15	96	81	54	0

#### IMPRISONMENT

<b>Total Receiving Imprisonment</b>	<b>389</b>	<b>72</b>	<b>118</b>	<b>103</b>	<b>24</b>	<b>7</b>	<b>10</b>	<b>5</b>	<b>50</b>
Prison Only	389	72	118	103	24	7	10	5	50
Up to 12 Months	101	66	8	3	4	0	0	0	20
13 to 60 Months	161	6	47	60	17	2	1	3	25
61 to 120 Months	81	0	36	28	2	4	7	2	2
Over 120 Months	46	0	27	12	1	1	2	0	3
Prison and Alternatives	0	0	0	0	0	0	0	0	0

#### PROBATION

<b>Total Receiving Probation</b>	<b>35</b>	<b>0</b>	<b>2</b>	<b>0</b>	<b>9</b>	<b>0</b>	<b>0</b>	<b>0</b>	<b>24</b>
Probation Only	30	0	1	0	8	0	0	0	21
Probation and Alternatives	5	0	1	0	1	0	0	0	3

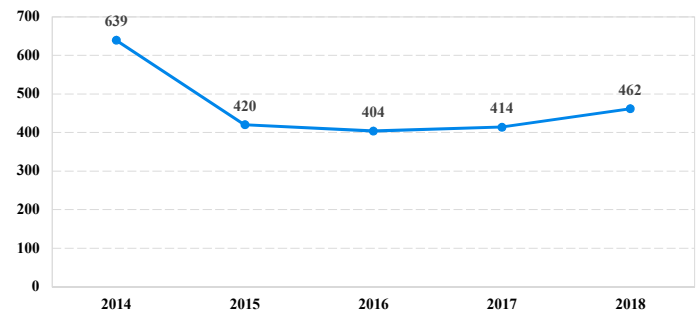
#### FINE ONLY

<b>Total</b>	<b>38</b>	<b>0</b>	<b>0</b>	<b>0</b>	<b>2</b>	<b>0</b>	<b>0</b>	<b>0</b>	<b>36</b>
--------------	-----------	----------	----------	----------	----------	----------	----------	----------	-----------

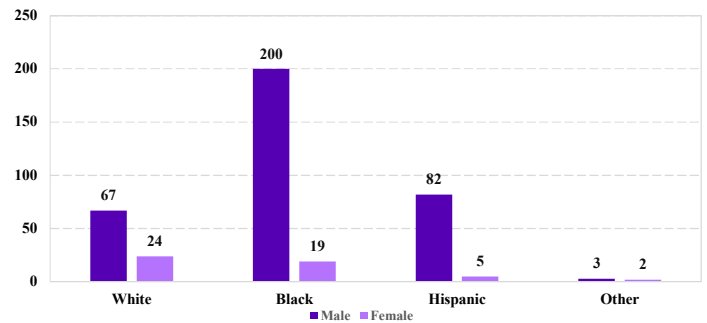
Cases with indeterminable sentence terms are excluded from the calculation of the Mean Sentence or Median Sentence category. Sentences greater than 470 months and probation were included in the sentence average computations as 470 months and zero months, respectively. Cases in the Total Receiving Prison and Total Receiving Probation categories total 100 percent of all cases. Cases missing information required for a specific analysis were excluded from that analysis. Descriptions of variables used in this analysis are provided in Appendix A.

SOURCE: U.S. Sentencing Commission, 2018 Datafile, USSCFY18.

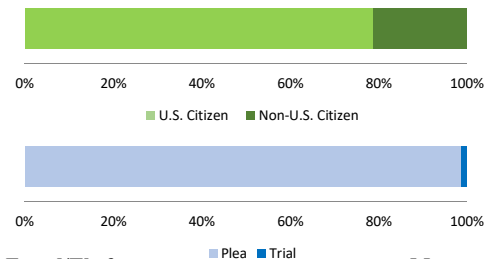
#### Number of Federal Offenders Over Time



#### Race and Gender



#### Citizenship, Guilty Pleas, and Trials



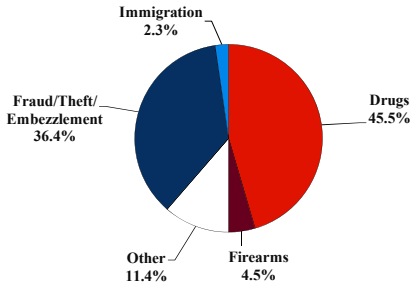
# District at a Glance

## District of Guam

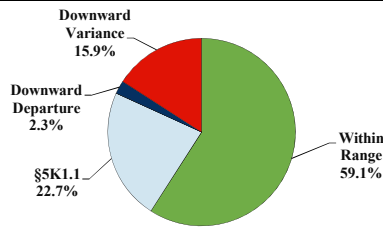
### Fiscal Year 2018



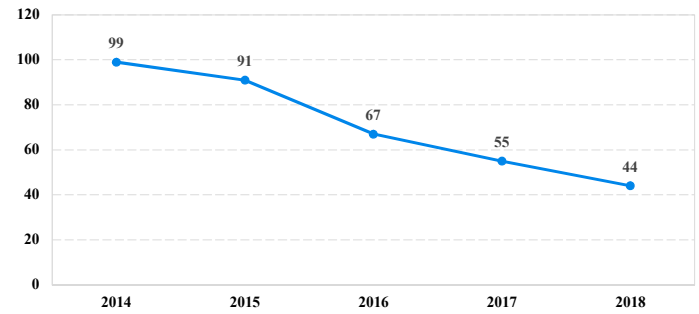
#### Type of Crime



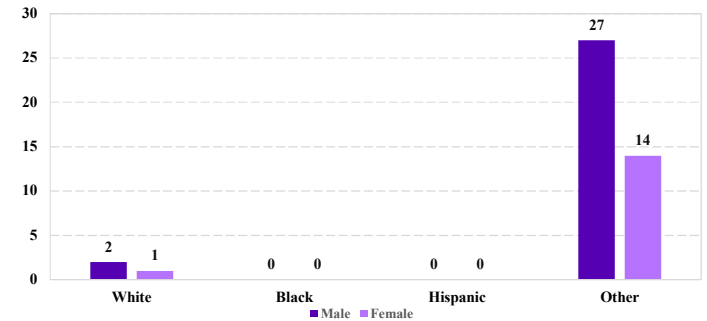
#### Sentence Imposed Relative to the Guideline Range



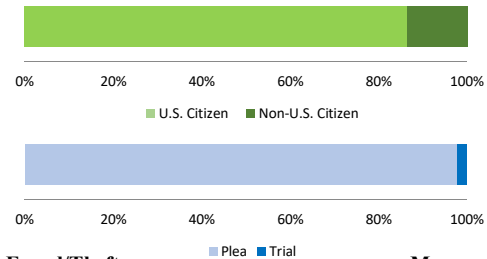
#### Number of Federal Offenders Over Time



#### Race and Gender



#### Citizenship, Guilty Pleas, and Trials



#### SENTENCING INFORMATION BY TYPE OF CRIME

	TOTAL	Immigration	Drug Trafficking	Firearms	Fraud/Theft /Embezzle	Robbery	Child Porn	Money Laundering	All Other
	44	1	20	2	16	0	1	0	4
Mean Sentence (months)	39	--	66	--	10	--	--	--	14
Median Sentence (months)	27	--	49	--	2	--	--	--	12

#### IMPRISONMENT

<b>Total Receiving Imprisonment</b>	<b>36</b>	<b>0</b>	<b>20</b>	<b>2</b>	<b>10</b>	<b>0</b>	<b>1</b>	<b>0</b>	<b>3</b>
Prison Only	34	0	19	2	9	0	1	0	3
Up to 12 Months	7	0	2	0	4	0	0	0	1
13 to 60 Months	17	0	8	2	5	0	0	0	2
61 to 120 Months	7	0	6	0	0	0	1	0	0
Over 120 Months	3	0	3	0	0	0	0	0	0
Prison and Alternatives	2	0	1	0	1	0	0	0	0

#### PROBATION

<b>Total Receiving Probation</b>	<b>8</b>	<b>1</b>	<b>0</b>	<b>0</b>	<b>6</b>	<b>0</b>	<b>0</b>	<b>0</b>	<b>1</b>
Probation Only	7	0	0	0	6	0	0	0	1
Probation and Alternatives	1	1	0	0	0	0	0	0	0

#### FINE ONLY

<b>FINE ONLY</b>	<b>0</b>	<b>0</b>	<b>0</b>	<b>0</b>	<b>0</b>	<b>0</b>	<b>0</b>	<b>0</b>	<b>0</b>
------------------	----------	----------	----------	----------	----------	----------	----------	----------	----------

Cases with indeterminable sentence terms are excluded from the calculation of the Mean Sentence or Median Sentence category. Sentences greater than 470 months and probation were included in the sentence average computations as 470 months and zero months, respectively. Cases in the Total Receiving Prison and Total Receiving Probation categories total 100 percent of all cases. Cases missing information required for a specific analysis were excluded from that analysis. Descriptions of variables used in this analysis are provided in Appendix A.

SOURCE: U.S. Sentencing Commission, 2018 Datafile, USSCFY18.

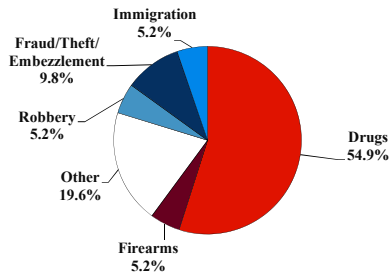
# District at a Glance

## District of Hawaii

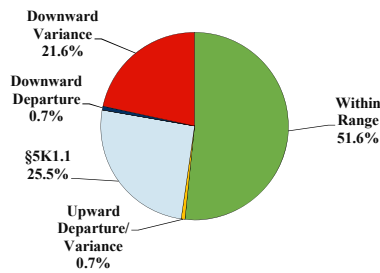
### Fiscal Year 2018



#### Type of Crime



#### Sentence Imposed Relative to the Guideline Range



#### SENTENCING INFORMATION BY TYPE OF CRIME

	TOTAL	Immigration	Drug Trafficking	Firearms	Fraud/Theft /Embezzle	Robbery	Child Porn	Money Laundering	All Other
<b>Total</b>	<b>153</b>	<b>8</b>	<b>83</b>	<b>8</b>	<b>15</b>	<b>8</b>	<b>3</b>	<b>1</b>	<b>27</b>
Mean Sentence (months)	66	5	90	28	40	102	50	--	29
Median Sentence (months)	50	0	75	32	41	78	39	--	8

#### IMPRISONMENT

<b>Total Receiving Imprisonment</b>	<b>143</b>	<b>7</b>	<b>82</b>	<b>7</b>	<b>15</b>	<b>8</b>	<b>3</b>	<b>1</b>	<b>20</b>
Prison Only	129	7	75	7	12	7	3	1	17
Up to 12 Months	13	6	0	0	1	0	0	0	6
13 to 60 Months	63	1	31	7	9	3	2	1	9
61 to 120 Months	31	0	26	0	2	2	1	0	0
Over 120 Months	22	0	18	0	0	2	0	0	2
Prison and Alternatives	14	0	7	0	3	1	0	0	3

#### PROBATION

<b>Total Receiving Probation</b>	<b>10</b>	<b>1</b>	<b>1</b>	<b>1</b>	<b>0</b>	<b>0</b>	<b>0</b>	<b>0</b>	<b>7</b>
Probation Only	3	0	0	1	0	0	0	0	2
Probation and Alternatives	7	1	1	0	0	0	0	0	5

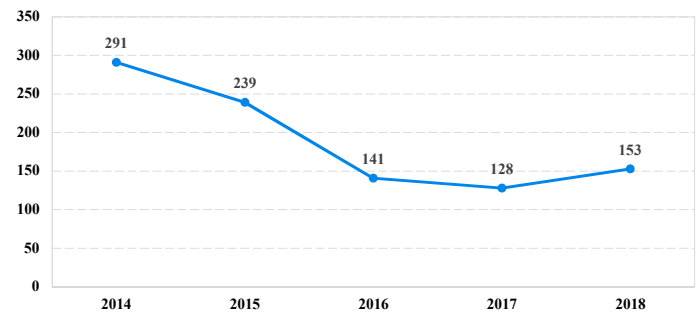
#### FINE ONLY

<b>Total</b>	<b>0</b>	<b>0</b>	<b>0</b>	<b>0</b>	<b>0</b>	<b>0</b>	<b>0</b>	<b>0</b>	<b>0</b>
--------------	----------	----------	----------	----------	----------	----------	----------	----------	----------

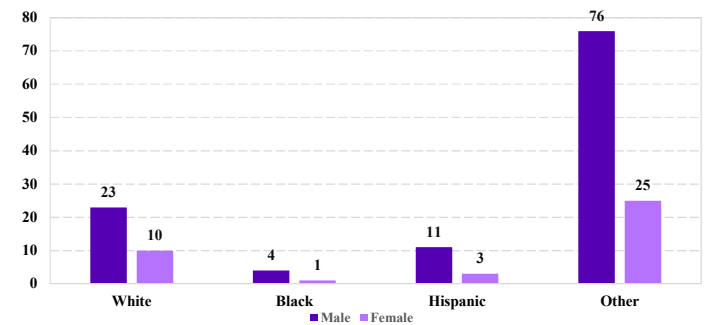
Cases with indeterminable sentence terms are excluded from the calculation of the Mean Sentence or Median Sentence category. Sentences greater than 470 months and probation were included in the sentence average computations as 470 months and zero months, respectively. Cases in the Total Receiving Prison and Total Receiving Probation categories total 100 percent of all cases. Cases missing information required for a specific analysis were excluded from that analysis. Descriptions of variables used in this analysis are provided in Appendix A.

SOURCE: U.S. Sentencing Commission, 2018 Datafile, USSCFY18.

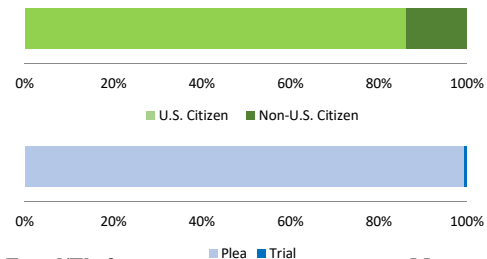
#### Number of Federal Offenders Over Time



#### Race and Gender



#### Citizenship, Guilty Pleas, and Trials

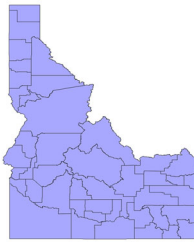




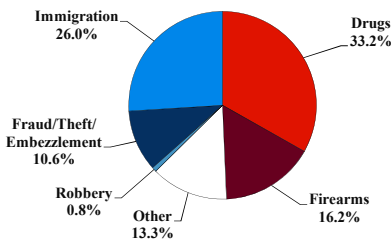
# District at a Glance

## District of Idaho

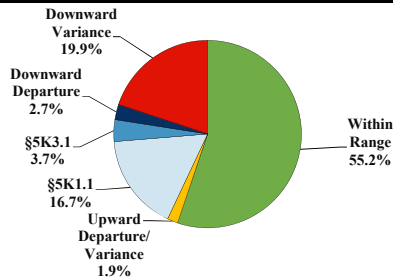
### Fiscal Year 2018



#### Type of Crime



#### Sentence Imposed Relative to the Guideline Range



#### SENTENCING INFORMATION BY TYPE OF CRIME

	TOTAL	Immigration	Drug Trafficking	Firearms	Fraud/Theft /Embezzle	Robbery	Child Porn	Money Laundering	All Other
<b>Total</b>	<b>377</b>	<b>98</b>	<b>120</b>	<b>61</b>	<b>40</b>	<b>3</b>	<b>9</b>	<b>2</b>	<b>44</b>
Mean Sentence (months)	46	6	86	43	6	144	94	--	51
Median Sentence (months)	18	3	72	34	4	105	84	--	12

#### IMPRISONMENT

<b>Total Receiving Imprisonment</b>	<b>346</b>	<b>98</b>	<b>112</b>	<b>59</b>	<b>30</b>	<b>3</b>	<b>9</b>	<b>2</b>	<b>33</b>
Prison Only	337	98	108	57	27	3	9	2	33
Up to 12 Months	128	87	5	6	21	0	0	0	9
13 to 60 Months	106	10	33	38	6	0	2	1	16
61 to 120 Months	69	1	45	12	0	2	5	1	3
Over 120 Months	34	0	25	1	0	1	2	0	5
Prison and Alternatives	9	0	4	2	3	0	0	0	0

#### PROBATION

<b>Total Receiving Probation</b>	<b>31</b>	<b>0</b>	<b>8</b>	<b>2</b>	<b>10</b>	<b>0</b>	<b>0</b>	<b>0</b>	<b>11</b>
Probation Only	22	0	6	1	7	0	0	0	8
Probation and Alternatives	9	0	2	1	3	0	0	0	3

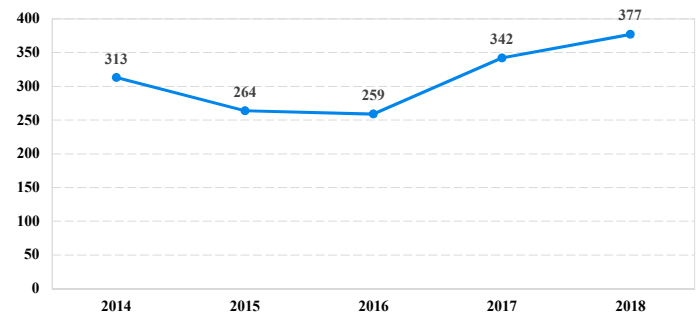
#### FINE ONLY

<b>Total</b>	<b>0</b>	<b>0</b>	<b>0</b>	<b>0</b>	<b>0</b>	<b>0</b>	<b>0</b>	<b>0</b>	<b>0</b>
--------------	----------	----------	----------	----------	----------	----------	----------	----------	----------

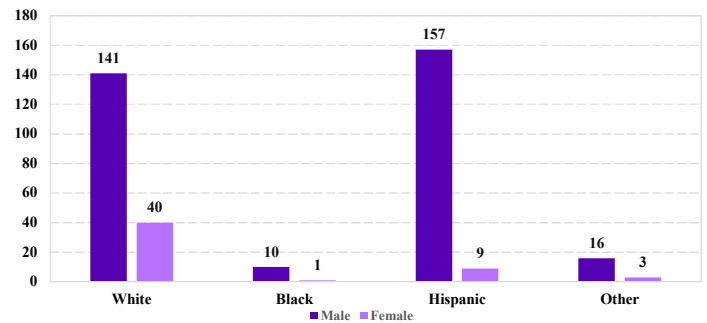
Cases with indeterminable sentence terms are excluded from the calculation of the Mean Sentence or Median Sentence category. Sentences greater than 470 months and probation were included in the sentence average computations as 470 months and zero months, respectively. Cases in the Total Receiving Prison and Total Receiving Probation categories total 100 percent of all cases. Cases missing information required for a specific analysis were excluded from that analysis. Descriptions of variables used in this analysis are provided in Appendix A.

SOURCE: U.S. Sentencing Commission, 2018 Datafile, USSCFY18.

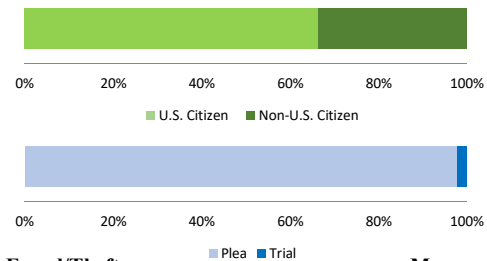
#### Number of Federal Offenders Over Time



#### Race and Gender



#### Citizenship, Guilty Pleas, and Trials



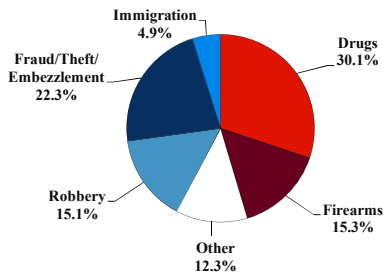
# District at a Glance

## Northern District of Illinois

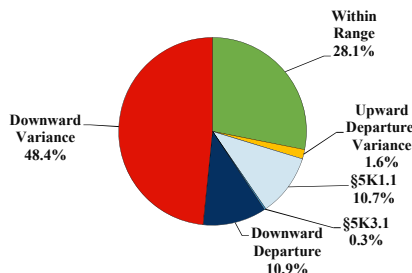
### Fiscal Year 2018



#### Type of Crime



#### Sentence Imposed Relative to the Guideline Range



#### SENTENCING INFORMATION BY TYPE OF CRIME

	TOTAL	Immigration	Drug Trafficking	Firearms	Fraud/Theft /Embezzle	Robbery	Child Porn	Money Laundering	All Other
<b>Total</b>	<b>740</b>	<b>36</b>	<b>223</b>	<b>113</b>	<b>165</b>	<b>112</b>	<b>7</b>	<b>19</b>	<b>65</b>
Mean Sentence (months)	52	19	64	59	24	63	144	102	46
Median Sentence (months)	37	16	60	55	12	57	120	70	12

#### IMPRISONMENT

<b>Total Receiving Imprisonment</b>	<b>669</b>	<b>36</b>	<b>212</b>	<b>109</b>	<b>120</b>	<b>111</b>	<b>7</b>	<b>18</b>	<b>56</b>
Prison Only	643	36	210	108	108	105	7	18	51
Up to 12 Months	71	14	6	4	23	8	0	0	16
13 to 60 Months	346	21	114	57	69	51	1	7	26
61 to 120 Months	172	1	70	39	12	37	3	6	4
Over 120 Months	54	0	20	8	4	9	3	5	5
Prison and Alternatives	26	0	2	1	12	6	0	0	5

#### PROBATION

<b>Total Receiving Probation</b>	<b>70</b>	<b>0</b>	<b>11</b>	<b>4</b>	<b>44</b>	<b>1</b>	<b>0</b>	<b>1</b>	<b>9</b>
Probation Only	48	0	4	4	33	1	0	0	6
Probation and Alternatives	22	0	7	0	11	0	0	1	3

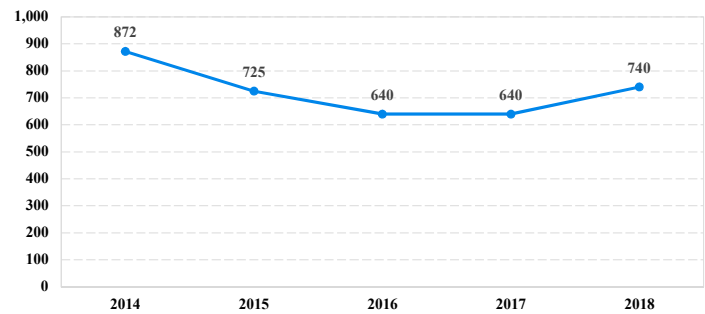
#### FINE ONLY

<b>Total</b>	<b>1</b>	<b>0</b>	<b>0</b>	<b>0</b>	<b>1</b>	<b>0</b>	<b>0</b>	<b>0</b>	<b>0</b>
--------------	----------	----------	----------	----------	----------	----------	----------	----------	----------

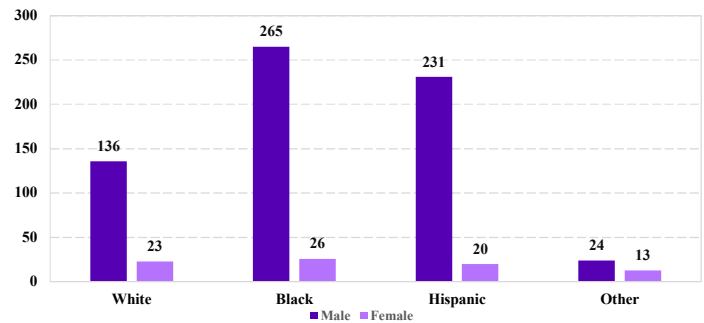
Cases with indeterminable sentence terms are excluded from the calculation of the Mean Sentence or Median Sentence category. Sentences greater than 470 months and probation were included in the sentence average computations as 470 months and zero months, respectively. Cases in the Total Receiving Prison and Total Receiving Probation categories total 100 percent of all cases. Cases missing information required for a specific analysis were excluded from that analysis. Descriptions of variables used in this analysis are provided in Appendix A.

SOURCE: U.S. Sentencing Commission, 2018 Datafile, USSCFY18.

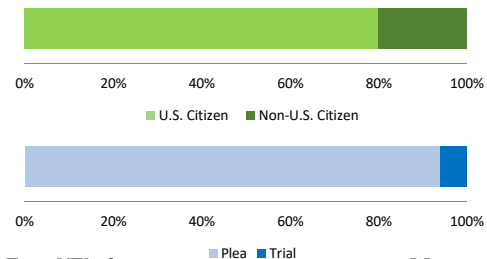
#### Number of Federal Offenders Over Time



#### Race and Gender



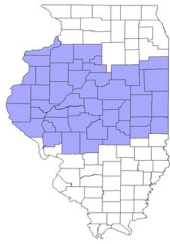
#### Citizenship, Guilty Pleas, and Trials



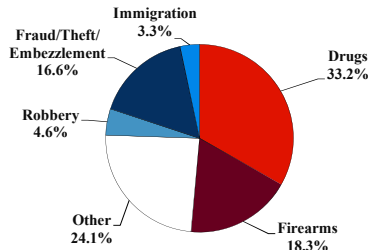
# District at a Glance

## Central District of Illinois

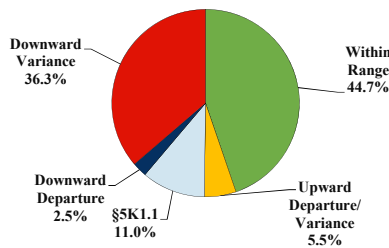
### Fiscal Year 2018



#### Type of Crime



#### Sentence Imposed Relative to the Guideline Range



#### SENTENCING INFORMATION BY TYPE OF CRIME

	TOTAL	Immigration	Drug Trafficking	Firearms	Fraud/Theft /Embezzle	Robbery	Child Porn	Money Laundering	All Other
<b>Total</b>	<b>241</b>	<b>8</b>	<b>80</b>	<b>44</b>	<b>40</b>	<b>11</b>	<b>24</b>	<b>3</b>	<b>31</b>
Mean Sentence (months)	83	8	114	79	22	162	108	25	65
Median Sentence (months)	60	8	98	60	20	180	121	24	14

#### IMPRISONMENT

<b>Total Receiving Imprisonment</b>	<b>232</b>	<b>8</b>	<b>80</b>	<b>44</b>	<b>36</b>	<b>11</b>	<b>24</b>	<b>3</b>	<b>26</b>
Prison Only	222	8	78	43	33	11	24	3	22
Up to 12 Months	21	5	0	1	10	0	0	0	5
13 to 60 Months	83	3	19	21	21	2	3	3	11
61 to 120 Months	66	0	35	16	2	3	9	0	1
Over 120 Months	52	0	24	5	0	6	12	0	5
Prison and Alternatives	10	0	2	1	3	0	0	0	4

#### PROBATION

<b>Total Receiving Probation</b>	<b>6</b>	<b>0</b>	<b>0</b>	<b>0</b>	<b>4</b>	<b>0</b>	<b>0</b>	<b>0</b>	<b>2</b>
Probation Only	3	0	0	0	1	0	0	0	2
Probation and Alternatives	3	0	0	0	3	0	0	0	0

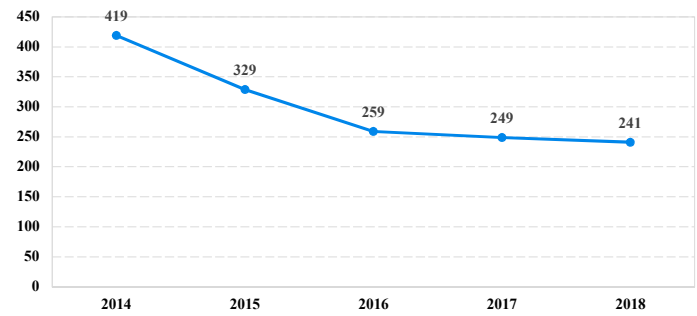
#### FINE ONLY

<b>Total</b>	<b>3</b>	<b>0</b>	<b>0</b>	<b>0</b>	<b>0</b>	<b>0</b>	<b>0</b>	<b>0</b>	<b>3</b>
--------------	----------	----------	----------	----------	----------	----------	----------	----------	----------

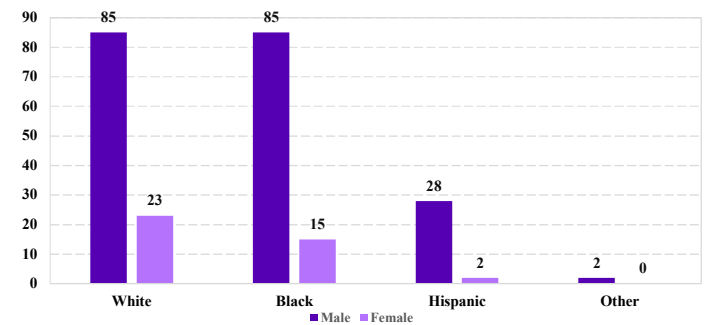
Cases with indeterminable sentence terms are excluded from the calculation of the Mean Sentence or Median Sentence category. Sentences greater than 470 months and probation were included in the sentence average computations as 470 months and zero months, respectively. Cases in the Total Receiving Prison and Total Receiving Probation categories total 100 percent of all cases. Cases missing information required for a specific analysis were excluded from that analysis. Descriptions of variables used in this analysis are provided in Appendix A.

SOURCE: U.S. Sentencing Commission, 2018 Datafile, USSCFY18.

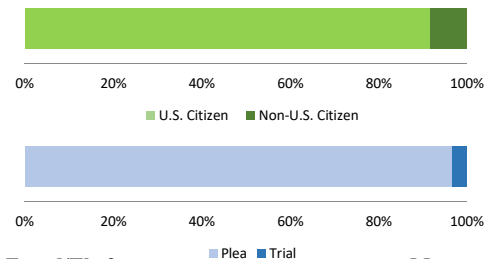
#### Number of Federal Offenders Over Time



#### Race and Gender



#### Citizenship, Guilty Pleas, and Trials



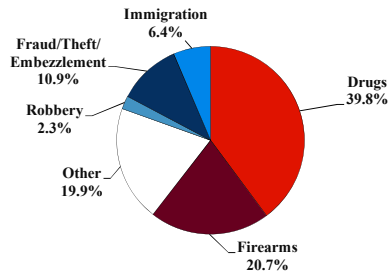
# District at a Glance

## Southern District of Illinois

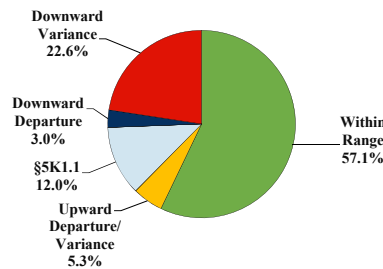
### Fiscal Year 2018



#### Type of Crime



#### Sentence Imposed Relative to the Guideline Range



#### SENTENCING INFORMATION BY TYPE OF CRIME

	TOTAL	Immigration	Drug Trafficking	Firearms	Fraud/Theft /Embezzle	Robbery	Child Porn	Money Laundering	All Other
<b>Total</b>	<b>266</b>	<b>17</b>	<b>106</b>	<b>55</b>	<b>29</b>	<b>6</b>	<b>12</b>	<b>2</b>	<b>39</b>
Mean Sentence (months)	79	8	128	56	17	91	91	--	49
Median Sentence (months)	60	5	120	46	6	64	84	--	18

#### IMPRISONMENT

<b>Total Receiving Imprisonment</b>	<b>244</b>	<b>17</b>	<b>106</b>	<b>52</b>	<b>16</b>	<b>6</b>	<b>12</b>	<b>2</b>	<b>33</b>
Prison Only	237	17	106	52	12	6	12	2	30
Up to 12 Months	24	12	0	3	2	0	0	0	7
13 to 60 Months	95	5	23	33	9	3	6	0	16
61 to 120 Months	55	0	34	13	0	2	2	1	3
Over 120 Months	63	0	49	3	1	1	4	1	4
Prison and Alternatives	7	0	0	0	4	0	0	0	3

#### PROBATION

<b>Total Receiving Probation</b>	<b>22</b>	<b>0</b>	<b>0</b>	<b>3</b>	<b>13</b>	<b>0</b>	<b>0</b>	<b>0</b>	<b>6</b>
Probation Only	13	0	0	2	9	0	0	0	2
Probation and Alternatives	9	0	0	1	4	0	0	0	4

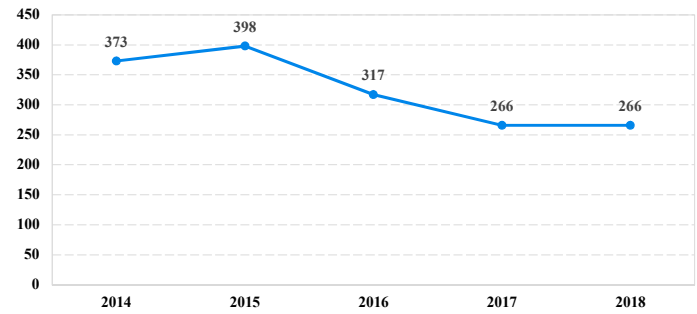
#### FINE ONLY

<b>Total</b>	<b>0</b>	<b>0</b>	<b>0</b>	<b>0</b>	<b>0</b>	<b>0</b>	<b>0</b>	<b>0</b>	<b>0</b>
--------------	----------	----------	----------	----------	----------	----------	----------	----------	----------

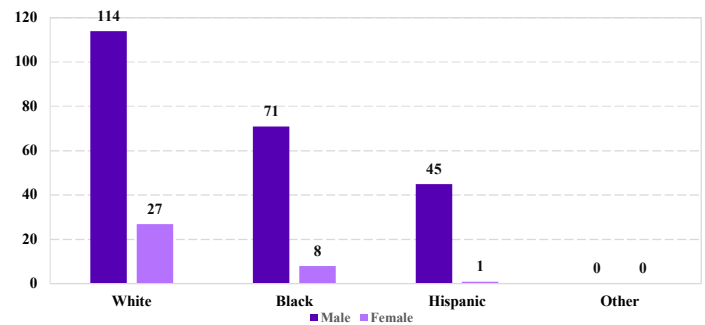
Cases with indeterminable sentence terms are excluded from the calculation of the Mean Sentence or Median Sentence category. Sentences greater than 470 months and probation were included in the sentence average computations as 470 months and zero months, respectively. Cases in the Total Receiving Prison and Total Receiving Probation categories total 100 percent of all cases. Cases missing information required for a specific analysis were excluded from that analysis. Descriptions of variables used in this analysis are provided in Appendix A.

SOURCE: U.S. Sentencing Commission, 2018 Datafile, USSCFY18.

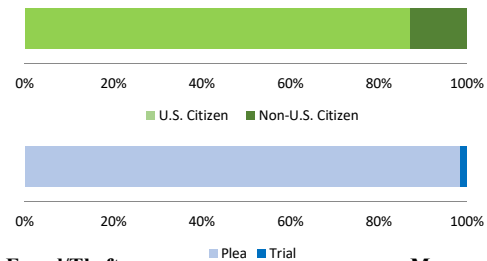
#### Number of Federal Offenders Over Time



#### Race and Gender



#### Citizenship, Guilty Pleas, and Trials



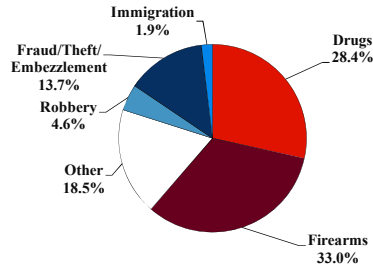
# District at a Glance

## Northern District of Indiana

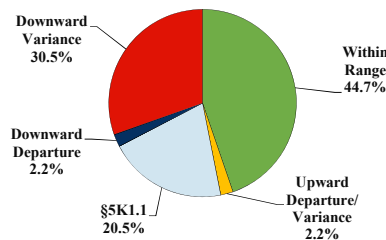
### Fiscal Year 2018



#### Type of Crime



#### Sentence Imposed Relative to the Guideline Range



#### SENTENCING INFORMATION BY TYPE OF CRIME

	TOTAL	Immigration	Drug Trafficking	Firearms	Fraud/Theft /Embezzle	Robbery	Child Porn	Money Laundering	All Other
<b>Total</b>	<b>373</b>	<b>7</b>	<b>106</b>	<b>123</b>	<b>51</b>	<b>17</b>	<b>18</b>	<b>1</b>	<b>50</b>
Mean Sentence (months)	63	31	81	46	22	78	80	--	100
Median Sentence (months)	46	18	60	33	6	65	75	--	67

#### IMPRISONMENT

	TOTAL	Immigration	Drug Trafficking	Firearms	Fraud/Theft /Embezzle	Robbery	Child Porn	Money Laundering	All Other
<b>Total Receiving Imprisonment</b>	<b>323</b>	<b>7</b>	<b>102</b>	<b>109</b>	<b>27</b>	<b>17</b>	<b>18</b>	<b>1</b>	<b>42</b>
Prison Only	313	7	99	109	23	17	17	1	40
Up to 12 Months	12	2	1	4	2	0	0	0	3
13 to 60 Months	165	4	46	79	15	7	4	0	10
61 to 120 Months	85	1	31	19	5	7	11	1	10
Over 120 Months	51	0	21	7	1	3	2	0	17
Prison and Alternatives	10	0	3	0	4	0	1	0	2

#### PROBATION

	TOTAL	Immigration	Drug Trafficking	Firearms	Fraud/Theft /Embezzle	Robbery	Child Porn	Money Laundering	All Other
<b>Total Receiving Probation</b>	<b>49</b>	<b>0</b>	<b>4</b>	<b>14</b>	<b>23</b>	<b>0</b>	<b>0</b>	<b>0</b>	<b>8</b>
Probation Only	38	0	3	9	21	0	0	0	5
Probation and Alternatives	11	0	1	5	2	0	0	0	3

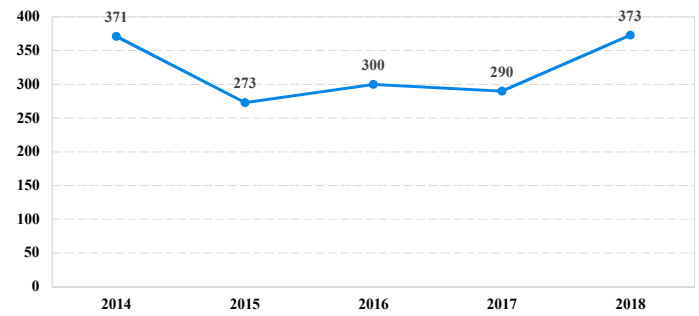
#### FINE ONLY

	<b>1</b>	<b>0</b>	<b>0</b>	<b>0</b>	<b>1</b>	<b>0</b>	<b>0</b>	<b>0</b>	<b>0</b>
--	----------	----------	----------	----------	----------	----------	----------	----------	----------

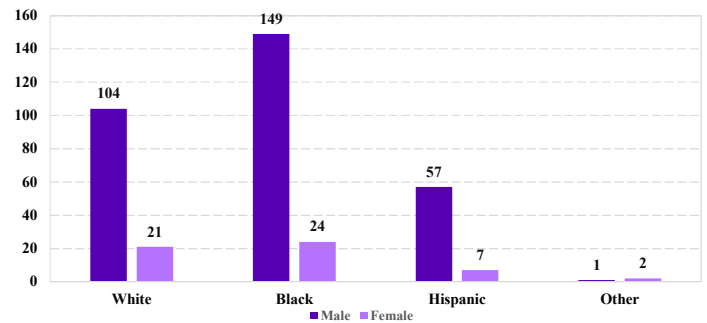
Cases with indeterminable sentence terms are excluded from the calculation of the Mean Sentence or Median Sentence category. Sentences greater than 470 months and probation were included in the sentence average computations as 470 months and zero months, respectively. Cases in the Total Receiving Prison and Total Receiving Probation categories total 100 percent of all cases. Cases missing information required for a specific analysis were excluded from that analysis. Descriptions of variables used in this analysis are provided in Appendix A.

SOURCE: U.S. Sentencing Commission, 2018 Datafile, USSCFY18.

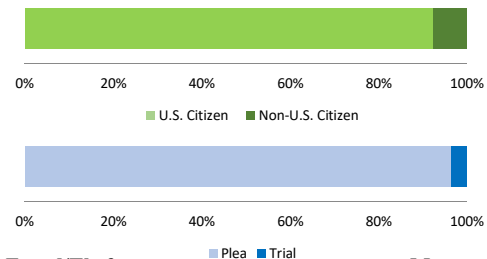
#### Number of Federal Offenders Over Time



#### Race and Gender



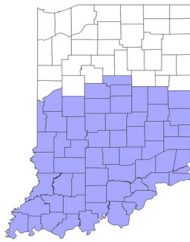
#### Citizenship, Guilty Pleas, and Trials



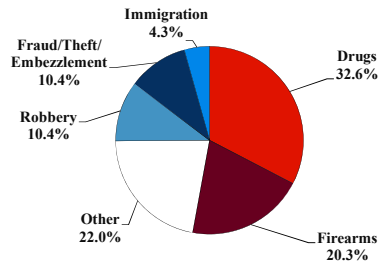
# District at a Glance

## Southern District of Indiana

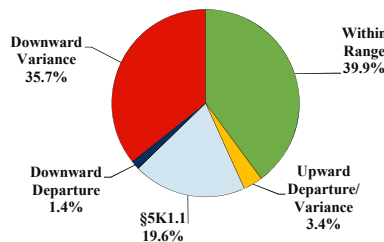
### Fiscal Year 2018



#### Type of Crime



#### Sentence Imposed Relative to the Guideline Range



#### SENTENCING INFORMATION BY TYPE OF CRIME

	TOTAL	Immigration	Drug Trafficking	Firearms	Fraud/Theft /Embezzle	Robbery	Child Porn	Money Laundering	All Other
<b>Total</b>	<b>414</b>	<b>18</b>	<b>135</b>	<b>84</b>	<b>43</b>	<b>43</b>	<b>21</b>	<b>20</b>	<b>50</b>
Mean Sentence (months)	92	19	121	56	32	146	114	97	97
Median Sentence (months)	60	13	117	38	18	120	108	73	24

#### IMPRISONMENT

<b>Total Receiving Imprisonment</b>	<b>382</b>	<b>18</b>	<b>132</b>	<b>73</b>	<b>33</b>	<b>43</b>	<b>21</b>	<b>18</b>	<b>44</b>
Prison Only	373	18	130	73	32	42	21	18	39
Up to 12 Months	22	8	2	2	4	1	0	0	5
13 to 60 Months	149	9	36	46	21	7	5	6	19
61 to 120 Months	101	1	45	16	6	15	10	6	2
Over 120 Months	101	0	47	9	1	19	6	6	13
Prison and Alternatives	9	0	2	0	1	1	0	0	5

#### PROBATION

<b>Total Receiving Probation</b>	<b>32</b>	<b>0</b>	<b>3</b>	<b>11</b>	<b>10</b>	<b>0</b>	<b>0</b>	<b>2</b>	<b>6</b>
Probation Only	22	0	3	8	6	0	0	1	4
Probation and Alternatives	10	0	0	3	4	0	0	1	2

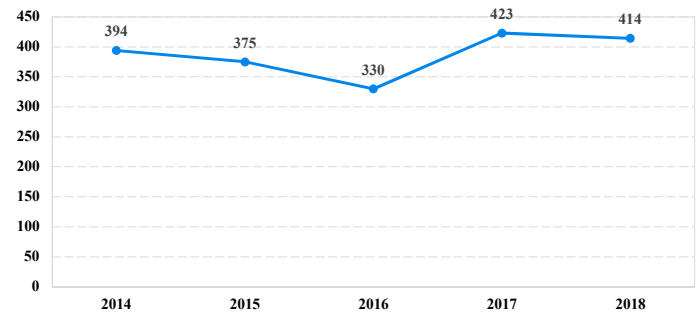
#### FINE ONLY

<b>Total</b>	<b>0</b>	<b>0</b>	<b>0</b>	<b>0</b>	<b>0</b>	<b>0</b>	<b>0</b>	<b>0</b>	<b>0</b>
--------------	----------	----------	----------	----------	----------	----------	----------	----------	----------

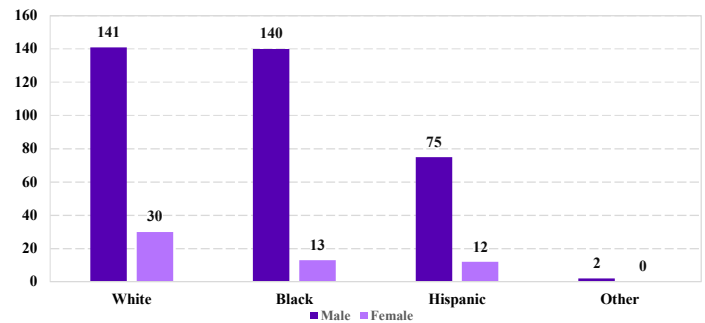
Cases with indeterminable sentence terms are excluded from the calculation of the Mean Sentence or Median Sentence category. Sentences greater than 470 months and probation were included in the sentence average computations as 470 months and zero months, respectively. Cases in the Total Receiving Prison and Total Receiving Probation categories total 100 percent of all cases. Cases missing information required for a specific analysis were excluded from that analysis. Descriptions of variables used in this analysis are provided in Appendix A.

SOURCE: U.S. Sentencing Commission, 2018 Datafile, USSCFY18.

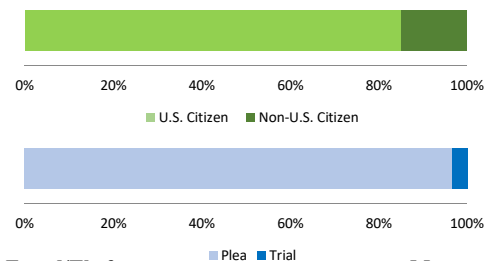
#### Number of Federal Offenders Over Time



#### Race and Gender



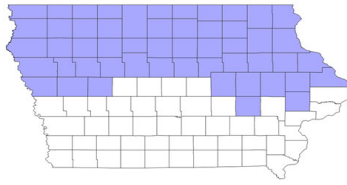
#### Citizenship, Guilty Pleas, and Trials



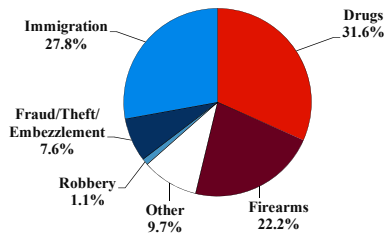
# District at a Glance

## Northern District of Iowa

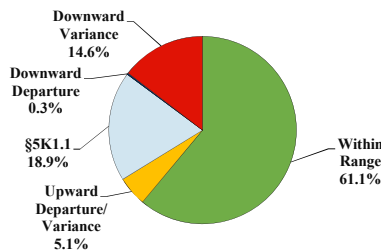
### Fiscal Year 2018



#### Type of Crime



#### Sentence Imposed Relative to the Guideline Range



#### SENTENCING INFORMATION BY TYPE OF CRIME

	TOTAL	Immigration	Drug Trafficking	Firearms	Fraud/Theft /Embezzle	Robbery	Child Porn	Money Laundering	All Other
<b>Total</b>	<b>370</b>	<b>103</b>	<b>117</b>	<b>82</b>	<b>28</b>	<b>4</b>	<b>6</b>	<b>2</b>	<b>28</b>
Mean Sentence (months)	74	6	144	53	31	114	184	--	105
Median Sentence (months)	40	4	121	39	21	119	180	--	42

#### IMPRISONMENT

<b>Total Receiving Imprisonment</b>	<b>364</b>	<b>102</b>	<b>117</b>	<b>78</b>	<b>28</b>	<b>4</b>	<b>6</b>	<b>2</b>	<b>27</b>
Prison Only	362	102	117	78	26	4	6	2	27
Up to 12 Months	108	92	2	6	5	0	0	0	3
13 to 60 Months	101	10	15	46	18	1	0	0	11
61 to 120 Months	71	0	39	20	3	1	1	1	6
Over 120 Months	82	0	61	6	0	2	5	1	7
Prison and Alternatives	2	0	0	0	2	0	0	0	0

#### PROBATION

<b>Total Receiving Probation</b>	<b>6</b>	<b>1</b>	<b>0</b>	<b>4</b>	<b>0</b>	<b>0</b>	<b>0</b>	<b>0</b>	<b>1</b>
Probation Only	6	1	0	4	0	0	0	0	1
Probation and Alternatives	0	0	0	0	0	0	0	0	0

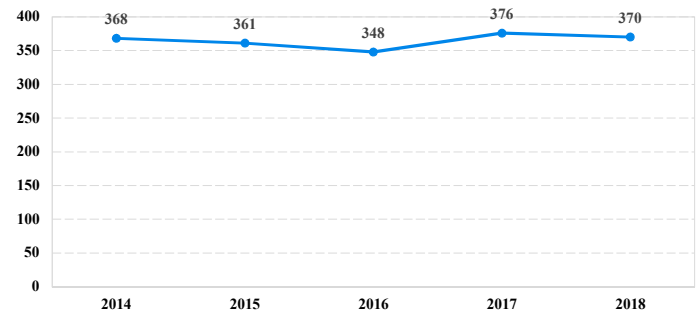
#### FINE ONLY

<b>Total</b>	<b>0</b>	<b>0</b>	<b>0</b>	<b>0</b>	<b>0</b>	<b>0</b>	<b>0</b>	<b>0</b>	<b>0</b>
--------------	----------	----------	----------	----------	----------	----------	----------	----------	----------

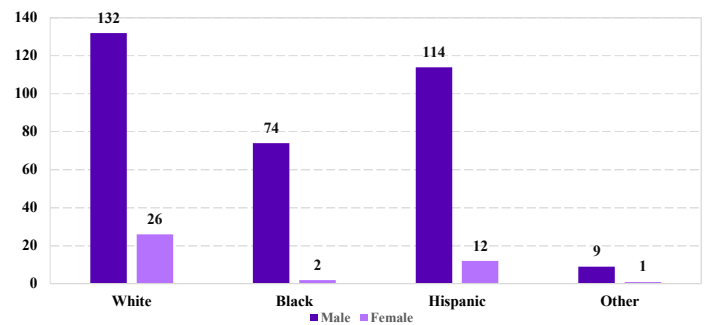
Cases with indeterminable sentence terms are excluded from the calculation of the Mean Sentence or Median Sentence category. Sentences greater than 470 months and probation were included in the sentence average computations as 470 months and zero months, respectively. Cases in the Total Receiving Prison and Total Receiving Probation categories total 100 percent of all cases. Cases missing information required for a specific analysis were excluded from that analysis. Descriptions of variables used in this analysis are provided in Appendix A.

SOURCE: U.S. Sentencing Commission, 2018 Datafile, USSCFY18.

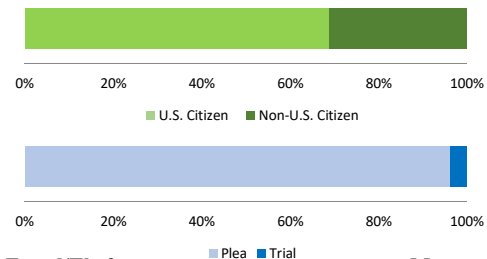
#### Number of Federal Offenders Over Time



#### Race and Gender



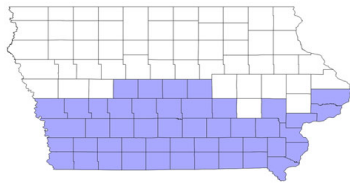
#### Citizenship, Guilty Pleas, and Trials



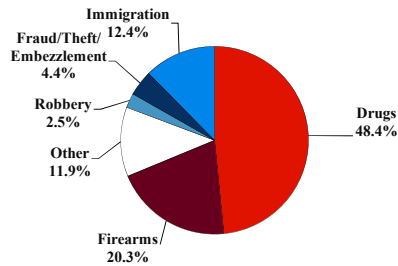
# District at a Glance

## Southern District of Iowa

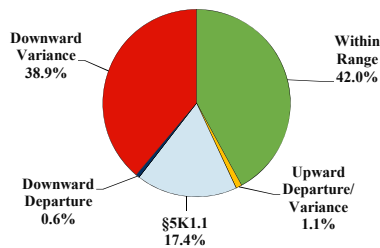
### Fiscal Year 2018



#### Type of Crime



#### Sentence Imposed Relative to the Guideline Range



#### SENTENCING INFORMATION BY TYPE OF CRIME

	TOTAL	Immigration	Drug Trafficking	Firearms	Fraud/Theft /Embezzle	Robbery	Child Porn	Money Laundering	All Other
<b>Total</b>	<b>477</b>	<b>59</b>	<b>231</b>	<b>97</b>	<b>21</b>	<b>12</b>	<b>15</b>	<b>2</b>	<b>40</b>
Mean Sentence (months)	83	10	114	56	15	96	127	--	96
Median Sentence (months)	60	6	110	46	6	89	121	--	30

#### IMPRISONMENT

<b>Total Receiving Imprisonment</b>	<b>457</b>	<b>59</b>	<b>229</b>	<b>94</b>	<b>11</b>	<b>12</b>	<b>15</b>	<b>2</b>	<b>35</b>
Prison Only	435	59	213	89	11	11	15	2	35
Up to 12 Months	58	44	7	2	2	0	0	0	3
13 to 60 Months	157	15	51	57	8	4	2	1	19
61 to 120 Months	113	0	75	27	1	3	5	0	2
Over 120 Months	107	0	80	3	0	4	8	1	11
Prison and Alternatives	22	0	16	5	0	1	0	0	0

#### PROBATION

<b>Total Receiving Probation</b>	<b>19</b>	<b>0</b>	<b>2</b>	<b>3</b>	<b>9</b>	<b>0</b>	<b>0</b>	<b>0</b>	<b>5</b>
Probation Only	14	0	2	2	6	0	0	0	4
Probation and Alternatives	5	0	0	1	3	0	0	0	1

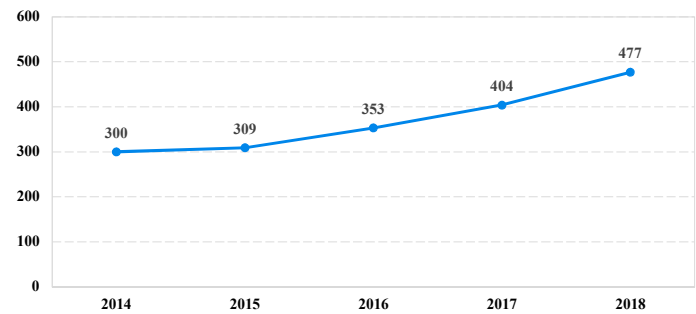
#### FINE ONLY

<b>Total</b>	<b>1</b>	<b>0</b>	<b>0</b>	<b>0</b>	<b>1</b>	<b>0</b>	<b>0</b>	<b>0</b>	<b>0</b>
--------------	----------	----------	----------	----------	----------	----------	----------	----------	----------

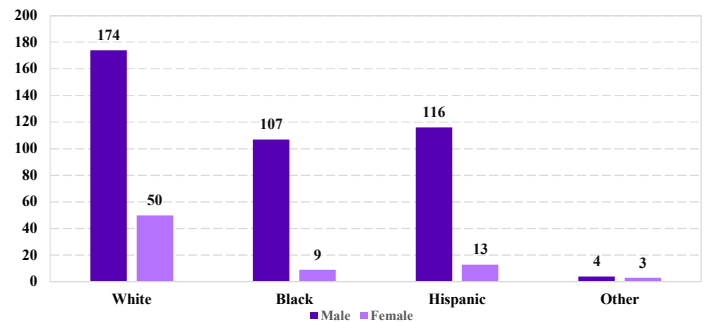
Cases with indeterminable sentence terms are excluded from the calculation of the Mean Sentence or Median Sentence category. Sentences greater than 470 months and probation were included in the sentence average computations as 470 months and zero months, respectively. Cases in the Total Receiving Prison and Total Receiving Probation categories total 100 percent of all cases. Cases missing information required for a specific analysis were excluded from that analysis. Descriptions of variables used in this analysis are provided in Appendix A.

SOURCE: U.S. Sentencing Commission, 2018 Datafile, USSCFY18.

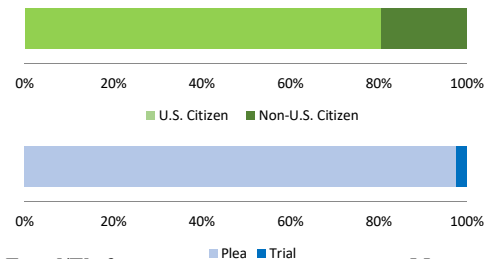
#### Number of Federal Offenders Over Time



#### Race and Gender



#### Citizenship, Guilty Pleas, and Trials

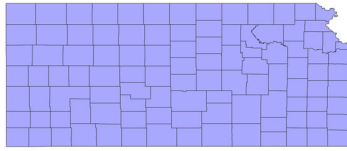




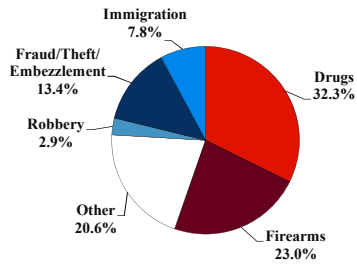
# District at a Glance

## District of Kansas

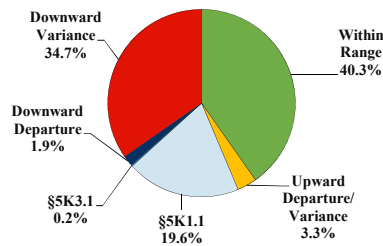
### Fiscal Year 2018



#### Type of Crime



#### Sentence Imposed Relative to the Guideline Range



#### SENTENCING INFORMATION BY TYPE OF CRIME

	TOTAL	Immigration	Drug Trafficking	Firearms	Fraud/Theft /Embezzle	Robbery	Child Porn	Money Laundering	All Other
<b>Total</b>	<b>486</b>	<b>38</b>	<b>150</b>	<b>112</b>	<b>65</b>	<b>14</b>	<b>12</b>	<b>9</b>	<b>86</b>
Mean Sentence (months)	46	8	76	33	16	64	92	8	43
Median Sentence (months)	24	4	60	27	9	69	100	0	7

#### IMPRISONMENT

<b>Total Receiving Imprisonment</b>	<b>424</b>	<b>38</b>	<b>141</b>	<b>108</b>	<b>52</b>	<b>14</b>	<b>11</b>	<b>4</b>	<b>56</b>
Prison Only	417	38	141	105	51	13	11	4	54
Up to 12 Months	90	29	9	14	21	1	0	1	15
13 to 60 Months	214	9	64	79	28	4	1	3	26
61 to 120 Months	73	0	43	12	1	6	8	0	3
Over 120 Months	40	0	25	0	1	2	2	0	10
Prison and Alternatives	7	0	0	3	1	1	0	0	2

#### PROBATION

<b>Total Receiving Probation</b>	<b>54</b>	<b>0</b>	<b>8</b>	<b>4</b>	<b>11</b>	<b>0</b>	<b>1</b>	<b>5</b>	<b>25</b>
Probation Only	49	0	8	3	9	0	1	5	23
Probation and Alternatives	5	0	0	1	2	0	0	0	2

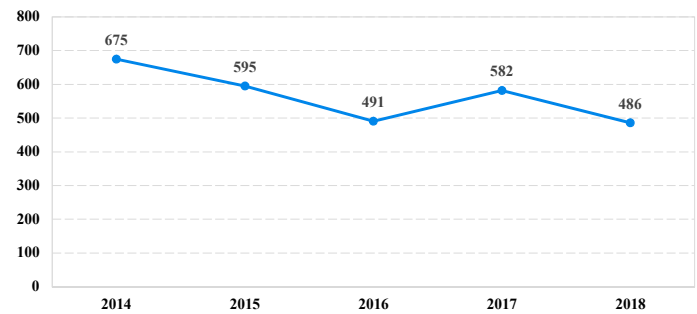
#### FINE ONLY

<b>Total</b>	<b>8</b>	<b>0</b>	<b>1</b>	<b>0</b>	<b>2</b>	<b>0</b>	<b>0</b>	<b>0</b>	<b>5</b>
--------------	----------	----------	----------	----------	----------	----------	----------	----------	----------

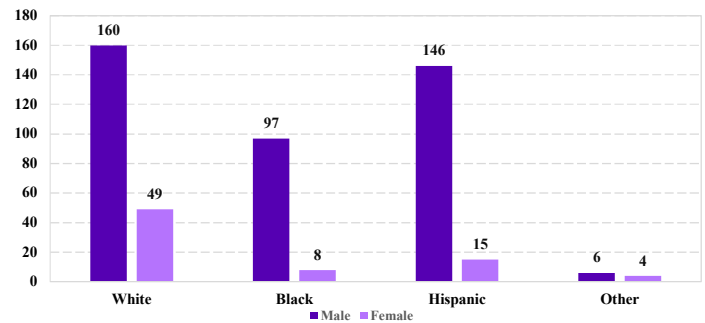
Cases with indeterminable sentence terms are excluded from the calculation of the Mean Sentence or Median Sentence category. Sentences greater than 470 months and probation were included in the sentence average computations as 470 months and zero months, respectively. Cases in the Total Receiving Prison and Total Receiving Probation categories total 100 percent of all cases. Cases missing information required for a specific analysis were excluded from that analysis. Descriptions of variables used in this analysis are provided in Appendix A.

SOURCE: U.S. Sentencing Commission, 2018 Datafile, USSCFY18.

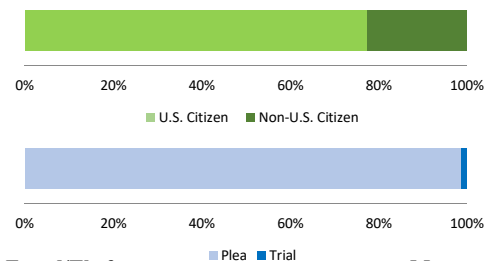
#### Number of Federal Offenders Over Time



#### Race and Gender



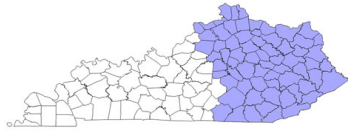
#### Citizenship, Guilty Pleas, and Trials



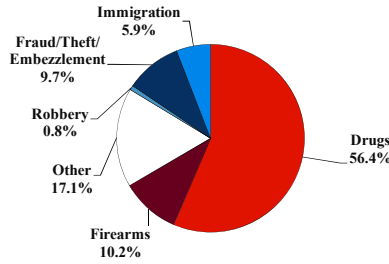
# District at a Glance

## Eastern District of Kentucky

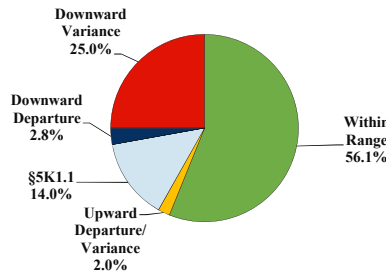
### Fiscal Year 2018



#### Type of Crime



#### Sentence Imposed Relative to the Guideline Range



#### SENTENCING INFORMATION BY TYPE OF CRIME

	TOTAL	Immigration	Drug Trafficking	Firearms	Fraud/Theft /Embezzle	Robbery	Child Porn	Money Laundering	All Other
<b>Total</b>	<b>392</b>	<b>23</b>	<b>219</b>	<b>40</b>	<b>38</b>	<b>3</b>	<b>17</b>	<b>10</b>	<b>42</b>
Mean Sentence (months)	103	12	121	81	20	130	159	106	128
Median Sentence (months)	74	8	101	55	18	120	150	56	75

#### IMPRISONMENT

<b>Total Receiving Imprisonment</b>	<b>380</b>	<b>23</b>	<b>219</b>	<b>40</b>	<b>31</b>	<b>3</b>	<b>17</b>	<b>10</b>	<b>37</b>
Prison Only	372	23	218	40	26	3	17	9	36
Up to 12 Months	31	16	5	2	2	0	0	0	6
13 to 60 Months	130	6	65	19	24	0	1	6	9
61 to 120 Months	102	1	72	14	0	2	5	1	7
Over 120 Months	109	0	76	5	0	1	11	2	14
Prison and Alternatives	8	0	1	0	5	0	0	1	1

#### PROBATION

<b>Total Receiving Probation</b>	<b>12</b>	<b>0</b>	<b>0</b>	<b>0</b>	<b>7</b>	<b>0</b>	<b>0</b>	<b>0</b>	<b>5</b>
Probation Only	6	0	0	0	3	0	0	0	3
Probation and Alternatives	6	0	0	0	4	0	0	0	2

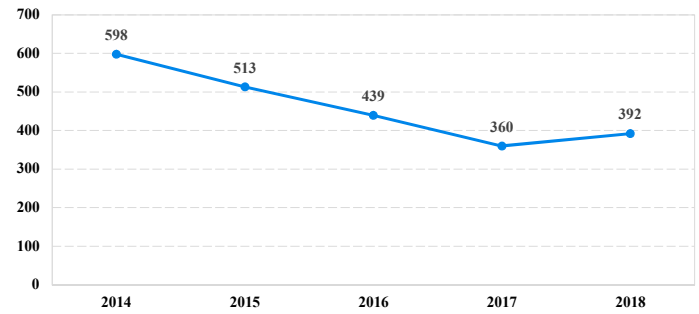
#### FINE ONLY

<b>Total</b>	<b>0</b>	<b>0</b>	<b>0</b>	<b>0</b>	<b>0</b>	<b>0</b>	<b>0</b>	<b>0</b>	<b>0</b>
--------------	----------	----------	----------	----------	----------	----------	----------	----------	----------

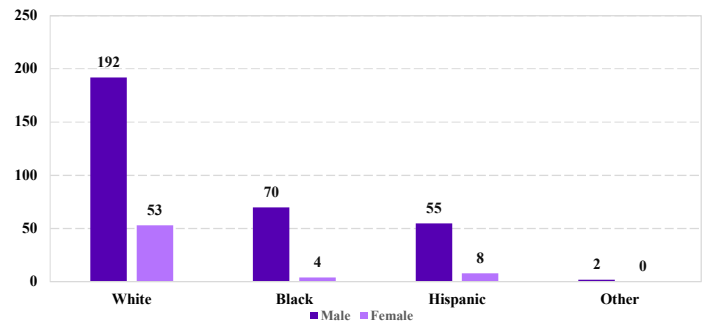
Cases with indeterminable sentence terms are excluded from the calculation of the Mean Sentence or Median Sentence category. Sentences greater than 470 months and probation were included in the sentence average computations as 470 months and zero months, respectively. Cases in the Total Receiving Prison and Total Receiving Probation categories total 100 percent of all cases. Cases missing information required for a specific analysis were excluded from that analysis. Descriptions of variables used in this analysis are provided in Appendix A.

SOURCE: U.S. Sentencing Commission, 2018 Datafile, USSCFY18.

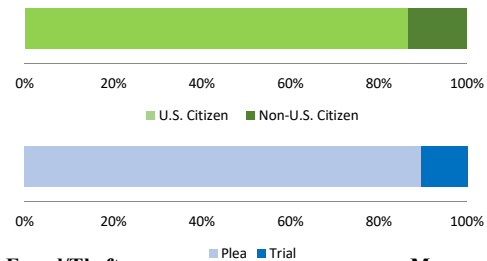
#### Number of Federal Offenders Over Time



#### Race and Gender



#### Citizenship, Guilty Pleas, and Trials



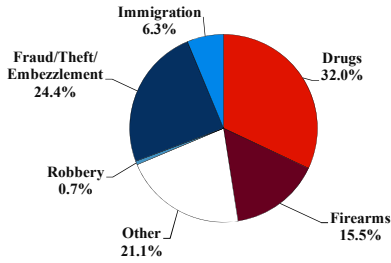
# District at a Glance

## Western District of Kentucky

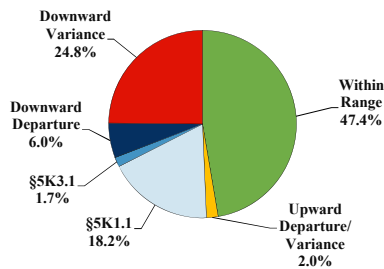
### Fiscal Year 2018



#### Type of Crime



#### Sentence Imposed Relative to the Guideline Range



#### SENTENCING INFORMATION BY TYPE OF CRIME

	TOTAL	Immigration	Drug Trafficking	Firearms	Fraud/Theft /Embezzle	Robbery	Child Porn	Money Laundering	All Other
<b>TOTAL</b>	<b>303</b>	<b>19</b>	<b>77</b>	<b>47</b>	<b>74</b>	<b>2</b>	<b>8</b>	<b>12</b>	<b>64</b>
Mean Sentence (months)	45	6	76	68	13	--	132	57	27
Median Sentence (months)	24	7	63	57	0	--	80	32	0

#### IMPRISONMENT

<b>Total Receiving Imprisonment</b>	<b>222</b>	<b>19</b>	<b>75</b>	<b>45</b>	<b>39</b>	<b>2</b>	<b>8</b>	<b>9</b>	<b>25</b>
Prison Only	215	19	72	44	37	2	8	9	24
Up to 12 Months	35	16	3	2	10	0	0	0	4
13 to 60 Months	98	3	30	22	24	1	3	5	10
61 to 120 Months	60	0	30	14	3	1	3	3	6
Over 120 Months	22	0	9	6	0	0	2	1	4
Prison and Alternatives	7	0	3	1	2	0	0	0	1

#### PROBATION

<b>Total Receiving Probation</b>	<b>19</b>	<b>0</b>	<b>2</b>	<b>2</b>	<b>8</b>	<b>0</b>	<b>0</b>	<b>3</b>	<b>4</b>
Probation Only	10	0	2	1	5	0	0	0	2
Probation and Alternatives	9	0	0	1	3	0	0	3	2

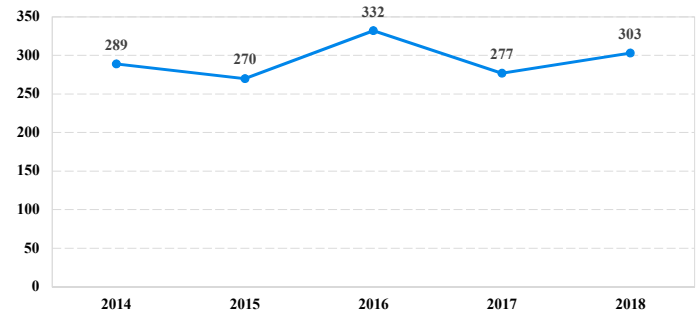
#### FINE ONLY

<b>FINE ONLY</b>	<b>62</b>	<b>0</b>	<b>0</b>	<b>0</b>	<b>27</b>	<b>0</b>	<b>0</b>	<b>0</b>	<b>35</b>
------------------	-----------	----------	----------	----------	-----------	----------	----------	----------	-----------

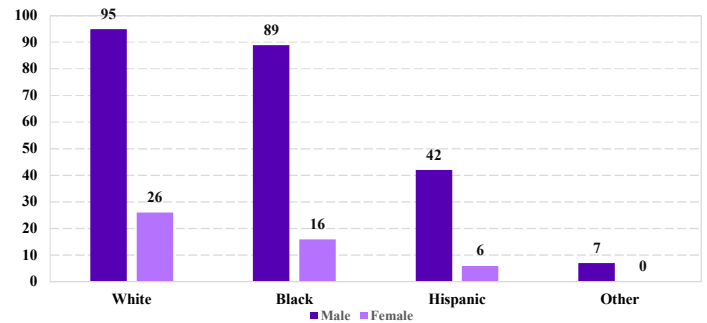
Cases with indeterminable sentence terms are excluded from the calculation of the Mean Sentence or Median Sentence category. Sentences greater than 470 months and probation were included in the sentence average computations as 470 months and zero months, respectively. Cases in the Total Receiving Prison and Total Receiving Probation categories total 100 percent of all cases. Cases missing information required for a specific analysis were excluded from that analysis. Descriptions of variables used in this analysis are provided in Appendix A.

SOURCE: U.S. Sentencing Commission, 2018 Datafile, USSCFY18.

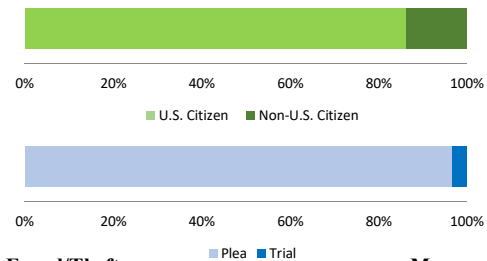
#### Number of Federal Offenders Over Time



#### Race and Gender



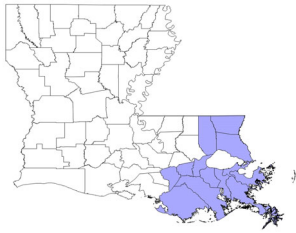
#### Citizenship, Guilty Pleas, and Trials



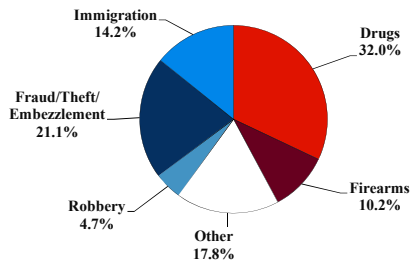
# District at a Glance

## Eastern District of Louisiana

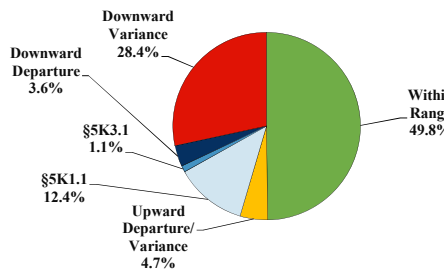
### Fiscal Year 2018



#### Type of Crime



#### Sentence Imposed Relative to the Guideline Range



#### SENTENCING INFORMATION BY TYPE OF CRIME

	TOTAL	Immigration	Drug Trafficking	Firearms	Fraud/Theft /Embezzle	Robbery	Child Porn	Money Laundering	All Other
	275	39	88	28	58	13	7	3	39
Mean Sentence (months)	63	11	99	59	15	82	104	96	94
Median Sentence (months)	36	6	81	45	8	72	108	120	18

#### IMPRISONMENT

<b>Total Receiving Imprisonment</b>	<b>234</b>	<b>39</b>	<b>85</b>	<b>27</b>	<b>35</b>	<b>12</b>	<b>7</b>	<b>3</b>	<b>26</b>
Prison Only	226	39	84	27	31	12	7	3	23
Up to 12 Months	44	27	3	2	12	0	0	0	0
13 to 60 Months	96	12	29	17	18	4	2	1	13
61 to 120 Months	51	0	31	6	1	6	4	1	2
Over 120 Months	35	0	21	2	0	2	1	1	8
Prison and Alternatives	8	0	1	0	4	0	0	0	3

#### PROBATION

<b>Total Receiving Probation</b>	<b>40</b>	<b>0</b>	<b>3</b>	<b>1</b>	<b>22</b>	<b>1</b>	<b>0</b>	<b>0</b>	<b>13</b>
Probation Only	29	0	3	1	15	1	0	0	9
Probation and Alternatives	11	0	0	0	7	0	0	0	4

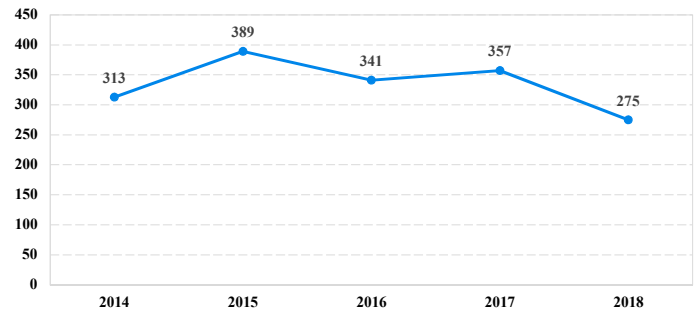
#### FINE ONLY

	<b>1</b>	<b>0</b>	<b>0</b>	<b>0</b>	<b>1</b>	<b>0</b>	<b>0</b>	<b>0</b>	<b>0</b>
--	----------	----------	----------	----------	----------	----------	----------	----------	----------

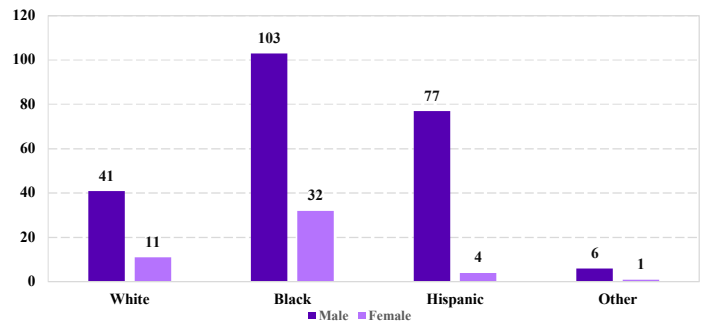
Cases with indeterminable sentence terms are excluded from the calculation of the Mean Sentence or Median Sentence category. Sentences greater than 470 months and probation were included in the sentence average computations as 470 months and zero months, respectively. Cases in the Total Receiving Prison and Total Receiving Probation categories total 100 percent of all cases. Cases missing information required for a specific analysis were excluded from that analysis. Descriptions of variables used in this analysis are provided in Appendix A.

SOURCE: U.S. Sentencing Commission, 2018 Datafile, USSCFY18.

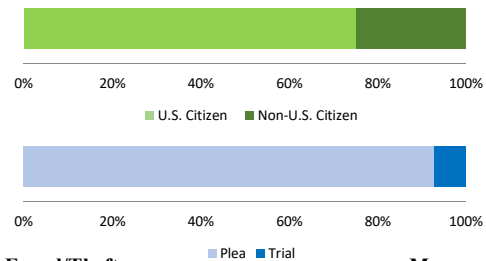
#### Number of Federal Offenders Over Time



#### Race and Gender



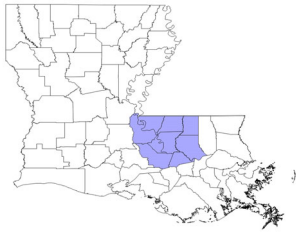
#### Citizenship, Guilty Pleas, and Trials



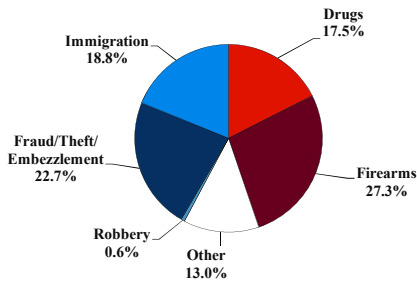
# District at a Glance

## Middle District of Louisiana

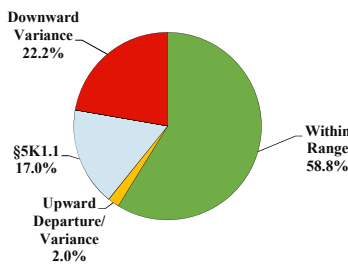
### Fiscal Year 2018



#### Type of Crime



#### Sentence Imposed Relative to the Guideline Range



#### SENTENCING INFORMATION BY TYPE OF CRIME

	TOTAL	Immigration	Drug Trafficking	Firearms	Fraud/Theft /Embezzle	Robbery	Child Porn	Money Laundering	All Other
	154	29	27	42	35	1	5	1	14
Mean Sentence (months)	45	13	94	42	19	--	125	--	58
Median Sentence (months)	24	5	68	39	6	--	128	--	25

#### IMPRISONMENT

<b>Total Receiving Imprisonment</b>	<b>130</b>	<b>29</b>	<b>25</b>	<b>39</b>	<b>22</b>	<b>1</b>	<b>5</b>	<b>1</b>	<b>8</b>
Prison Only	129	29	25	39	22	1	5	1	7
Up to 12 Months	38	22	0	5	11	0	0	0	0
13 to 60 Months	55	6	11	26	7	0	0	1	4
61 to 120 Months	22	0	8	8	3	0	2	0	1
Over 120 Months	14	1	6	0	1	1	3	0	2
Prison and Alternatives	1	0	0	0	0	0	0	0	1

#### PROBATION

<b>Total Receiving Probation</b>	<b>22</b>	<b>0</b>	<b>2</b>	<b>3</b>	<b>13</b>	<b>0</b>	<b>0</b>	<b>0</b>	<b>4</b>
Probation Only	21	0	2	3	12	0	0	0	4
Probation and Alternatives	1	0	0	0	1	0	0	0	0

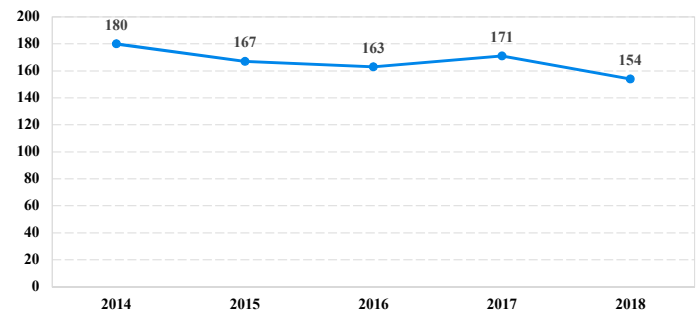
#### FINE ONLY

	<b>2</b>	<b>0</b>	<b>0</b>	<b>0</b>	<b>0</b>	<b>0</b>	<b>0</b>	<b>0</b>	<b>2</b>
--	----------	----------	----------	----------	----------	----------	----------	----------	----------

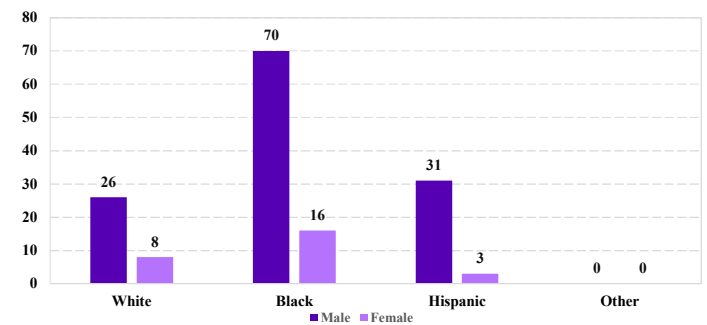
Cases with indeterminable sentence terms are excluded from the calculation of the Mean Sentence or Median Sentence category. Sentences greater than 470 months and probation were included in the sentence average computations as 470 months and zero months, respectively. Cases in the Total Receiving Prison and Total Receiving Probation categories total 100 percent of all cases. Cases missing information required for a specific analysis were excluded from that analysis. Descriptions of variables used in this analysis are provided in Appendix A.

SOURCE: U.S. Sentencing Commission, 2018 Datafile, USSCFY18.

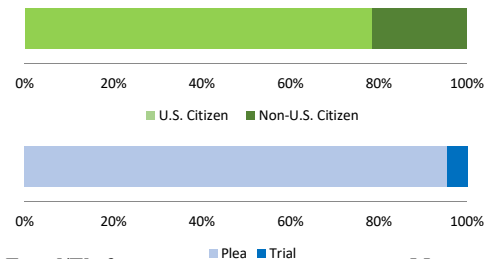
#### Number of Federal Offenders Over Time



#### Race and Gender



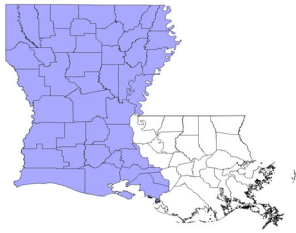
#### Citizenship, Guilty Pleas, and Trials



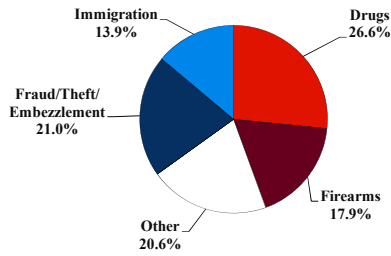
# District at a Glance

## Western District of Louisiana

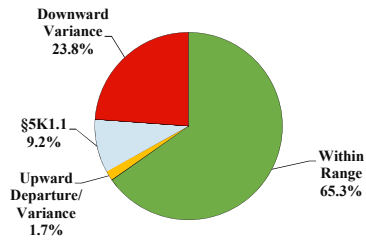
### Fiscal Year 2018



#### Type of Crime



#### Sentence Imposed Relative to the Guideline Range



#### SENTENCING INFORMATION BY TYPE OF CRIME

	TOTAL	Immigration	Drug Trafficking	Firearms	Fraud/Theft /Embezzle	Robbery	Child Porn	Money Laundering	All Other
<b>Total</b>	<b>252</b>	<b>35</b>	<b>60</b>	<b>45</b>	<b>53</b>	<b>0</b>	<b>9</b>	<b>0</b>	<b>50</b>
Mean Sentence (months)	53	10	108	44	27	--	69	--	52
Median Sentence (months)	30	6	115	37	10	--	63	--	18

#### IMPRISONMENT

<b>Total Receiving Imprisonment</b>	<b>219</b>	<b>34</b>	<b>59</b>	<b>45</b>	<b>37</b>	<b>0</b>	<b>9</b>	<b>0</b>	<b>35</b>
Prison Only	216	34	58	45	35	0	9	0	35
Up to 12 Months	43	27	0	3	9	0	0	0	4
13 to 60 Months	103	7	16	35	20	0	4	0	21
61 to 120 Months	40	0	24	6	4	0	4	0	2
Over 120 Months	30	0	18	1	2	0	1	0	8
Prison and Alternatives	3	0	1	0	2	0	0	0	0

#### PROBATION

<b>Total Receiving Probation</b>	<b>29</b>	<b>1</b>	<b>1</b>	<b>0</b>	<b>15</b>	<b>0</b>	<b>0</b>	<b>0</b>	<b>12</b>
Probation Only	28	1	1	0	14	0	0	0	12
Probation and Alternatives	1	0	0	0	1	0	0	0	0

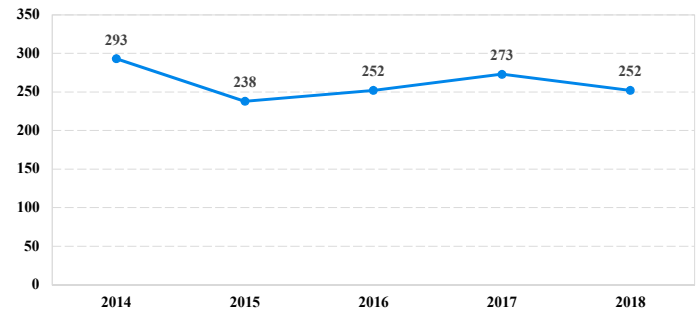
#### FINE ONLY

<b>Total</b>	<b>4</b>	<b>0</b>	<b>0</b>	<b>0</b>	<b>1</b>	<b>0</b>	<b>0</b>	<b>0</b>	<b>3</b>
--------------	----------	----------	----------	----------	----------	----------	----------	----------	----------

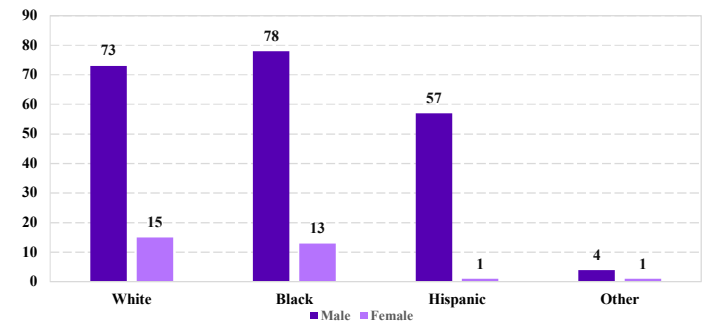
Cases with indeterminable sentence terms are excluded from the calculation of the Mean Sentence or Median Sentence category. Sentences greater than 470 months and probation were included in the sentence average computations as 470 months and zero months, respectively. Cases in the Total Receiving Prison and Total Receiving Probation categories total 100 percent of all cases. Cases missing information required for a specific analysis were excluded from that analysis. Descriptions of variables used in this analysis are provided in Appendix A.

SOURCE: U.S. Sentencing Commission, 2018 Datafile, USSCFY18.

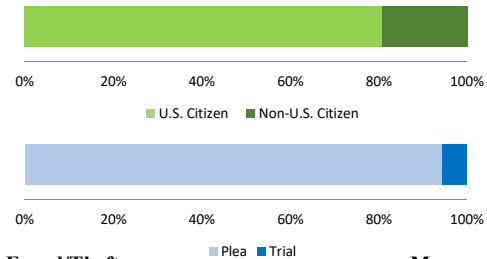
#### Number of Federal Offenders Over Time



#### Race and Gender



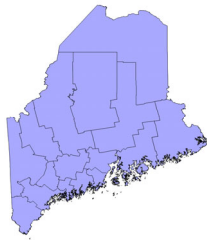
#### Citizenship, Guilty Pleas, and Trials



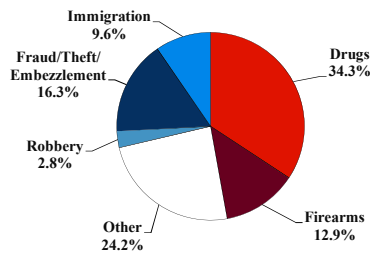
# District at a Glance

## District of Maine

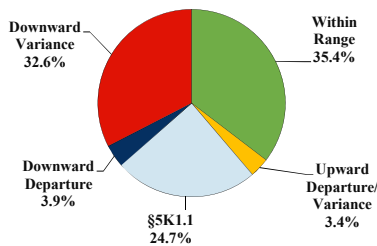
### Fiscal Year 2018



#### Type of Crime



#### Sentence Imposed Relative to the Guideline Range



#### SENTENCING INFORMATION BY TYPE OF CRIME

	TOTAL	Immigration	Drug Trafficking	Firearms	Fraud/Theft /Embezzle	Robbery	Child Porn	Money Laundering	All Other
<b>TOTAL</b>	<b>178</b>	<b>17</b>	<b>60</b>	<b>23</b>	<b>29</b>	<b>5</b>	<b>11</b>	<b>1</b>	<b>32</b>
Mean Sentence (months)	52	3	62	45	10	75	121	--	75
Median Sentence (months)	24	2	44	34	3	84	120	--	7

#### IMPRISONMENT

<b>Total Receiving Imprisonment</b>	<b>152</b>	<b>15</b>	<b>56</b>	<b>22</b>	<b>21</b>	<b>5</b>	<b>11</b>	<b>1</b>	<b>21</b>
Prison Only	147	15	54	21	21	4	11	1	20
Up to 12 Months	40	14	4	3	12	0	0	0	7
13 to 60 Months	59	1	26	11	9	1	4	1	6
61 to 120 Months	33	0	18	7	0	3	4	0	1
Over 120 Months	15	0	6	0	0	0	3	0	6
Prison and Alternatives	5	0	2	1	0	1	0	0	1

#### PROBATION

<b>Total Receiving Probation</b>	<b>25</b>	<b>2</b>	<b>4</b>	<b>1</b>	<b>8</b>	<b>0</b>	<b>0</b>	<b>0</b>	<b>10</b>
Probation Only	23	2	2	1	8	0	0	0	10
Probation and Alternatives	2	0	2	0	0	0	0	0	0

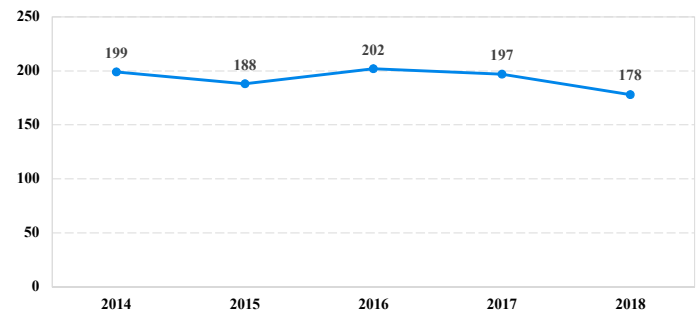
#### FINE ONLY

<b>FINE ONLY</b>	<b>1</b>	<b>0</b>	<b>0</b>	<b>0</b>	<b>0</b>	<b>0</b>	<b>0</b>	<b>0</b>	<b>1</b>
------------------	----------	----------	----------	----------	----------	----------	----------	----------	----------

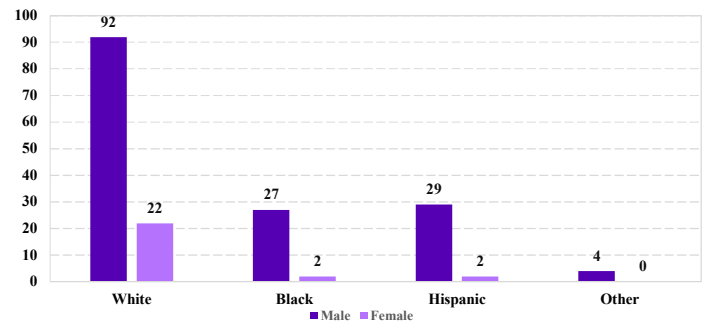
Cases with indeterminable sentence terms are excluded from the calculation of the Mean Sentence or Median Sentence category. Sentences greater than 470 months and probation were included in the sentence average computations as 470 months and zero months, respectively. Cases in the Total Receiving Prison and Total Receiving Probation categories total 100 percent of all cases. Cases missing information required for a specific analysis were excluded from that analysis. Descriptions of variables used in this analysis are provided in Appendix A.

SOURCE: U.S. Sentencing Commission, 2018 Datafile, USSCFY18.

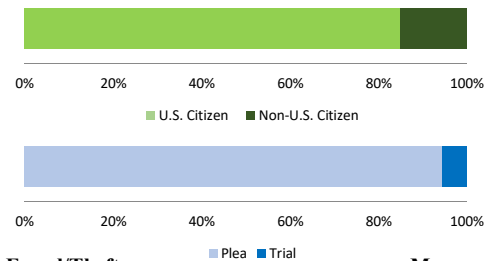
#### Number of Federal Offenders Over Time



#### Race and Gender



#### Citizenship, Guilty Pleas, and Trials



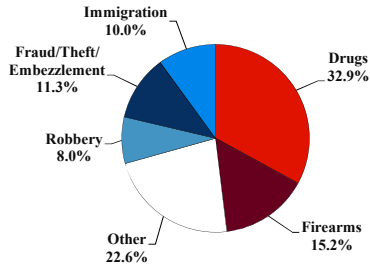
# District at a Glance

## District of Maryland

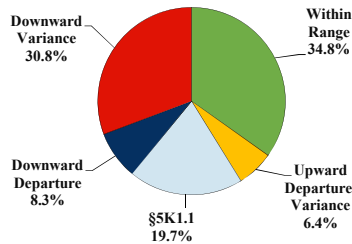
### Fiscal Year 2018



#### Type of Crime



#### Sentence Imposed Relative to the Guideline Range



#### SENTENCING INFORMATION BY TYPE OF CRIME

	TOTAL	Immigration	Drug Trafficking	Firearms	Fraud/Theft /Embezzle	Robbery	Child Porn	Money Laundering	All Other
<b>Total</b>	<b>838</b>	<b>84</b>	<b>271</b>	<b>127</b>	<b>95</b>	<b>67</b>	<b>10</b>	<b>7</b>	<b>177</b>
Mean Sentence (months)	65	9	71	53	22	134	107	46	85
Median Sentence (months)	42	7	60	48	12	120	116	48	33

#### IMPRISONMENT

<b>Total Receiving Imprisonment</b>	<b>771</b>	<b>81</b>	<b>263</b>	<b>126</b>	<b>66</b>	<b>67</b>	<b>10</b>	<b>7</b>	<b>151</b>
Prison Only	718	80	236	122	58	67	10	6	139
Up to 12 Months	100	58	11	7	9	0	0	0	15
13 to 60 Months	335	21	106	74	44	9	4	4	73
61 to 120 Months	171	1	83	38	3	29	1	2	14
Over 120 Months	112	0	36	3	2	29	5	0	37
Prison and Alternatives	53	1	27	4	8	0	0	1	12

#### PROBATION

<b>Total Receiving Probation</b>	<b>66</b>	<b>3</b>	<b>8</b>	<b>1</b>	<b>29</b>	<b>0</b>	<b>0</b>	<b>0</b>	<b>25</b>
Probation Only	42	1	2	1	21	0	0	0	17
Probation and Alternatives	24	2	6	0	8	0	0	0	8

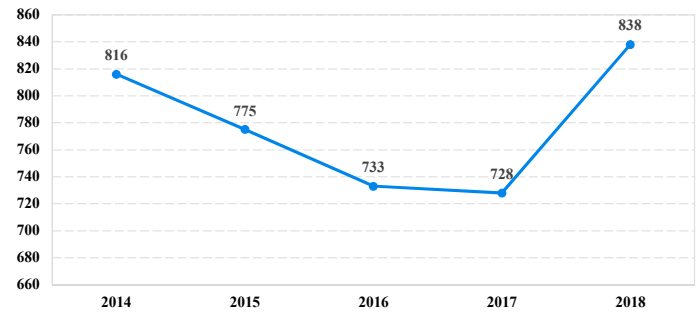
#### FINE ONLY

<b>Total</b>	<b>1</b>	<b>0</b>	<b>0</b>	<b>0</b>	<b>0</b>	<b>0</b>	<b>0</b>	<b>0</b>	<b>1</b>
--------------	----------	----------	----------	----------	----------	----------	----------	----------	----------

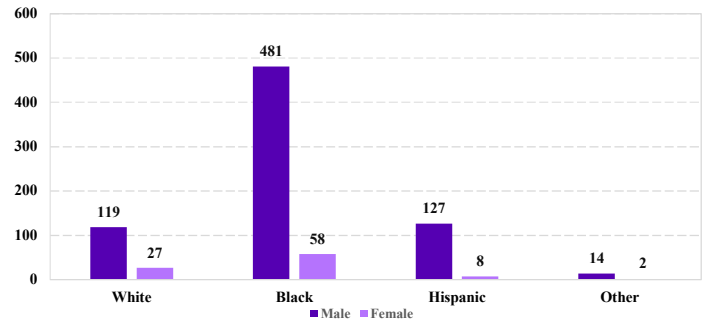
Cases with indeterminable sentence terms are excluded from the calculation of the Mean Sentence or Median Sentence category. Sentences greater than 470 months and probation were included in the sentence average computations as 470 months and zero months, respectively. Cases in the Total Receiving Prison and Total Receiving Probation categories total 100 percent of all cases. Cases missing information required for a specific analysis were excluded from that analysis. Descriptions of variables used in this analysis are provided in Appendix A.

SOURCE: U.S. Sentencing Commission, 2018 Datafile, USSCFY18.

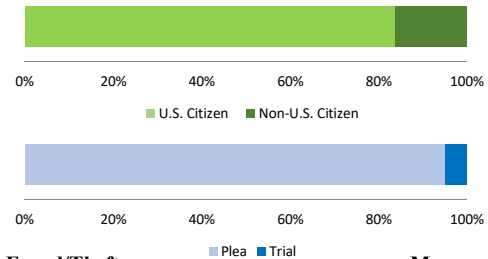
#### Number of Federal Offenders Over Time



#### Race and Gender



#### Citizenship, Guilty Pleas, and Trials

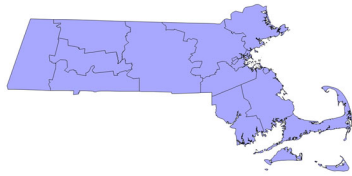




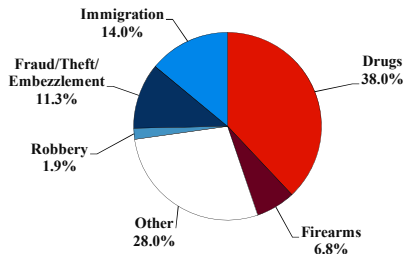
# District at a Glance

## District of Massachusetts

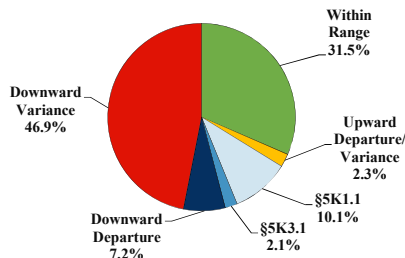
### Fiscal Year 2018



#### Type of Crime



#### Sentence Imposed Relative to the Guideline Range



#### SENTENCING INFORMATION BY TYPE OF CRIME

	TOTAL	Immigration	Drug Trafficking	Firearms	Fraud/Theft /Embezzle	Robbery	Child Porn	Money Laundering	All Other
<b>Total</b>	<b>529</b>	<b>74</b>	<b>200</b>	<b>36</b>	<b>60</b>	<b>10</b>	<b>11</b>	<b>34</b>	<b>104</b>
Mean Sentence (months)	53	8	44	48	22	71	106	66	108
Median Sentence (months)	24	6	36	42	15	69	120	46	30

#### IMPRISONMENT

<b>Total Receiving Imprisonment</b>	<b>490</b>	<b>70</b>	<b>190</b>	<b>35</b>	<b>51</b>	<b>10</b>	<b>11</b>	<b>33</b>	<b>90</b>
Prison Only	424	70	159	29	43	4	11	30	78
Up to 12 Months	99	49	20	4	12	0	0	2	12
13 to 60 Months	211	21	99	14	27	3	3	15	29
61 to 120 Months	62	0	32	10	3	1	6	5	5
Over 120 Months	52	0	8	1	1	0	2	8	32
Prison and Alternatives	66	0	31	6	8	6	0	3	12

#### PROBATION

<b>Total Receiving Probation</b>	<b>39</b>	<b>4</b>	<b>10</b>	<b>1</b>	<b>9</b>	<b>0</b>	<b>0</b>	<b>1</b>	<b>14</b>
Probation Only	23	3	7	1	4	0	0	0	8
Probation and Alternatives	16	1	3	0	5	0	0	1	6

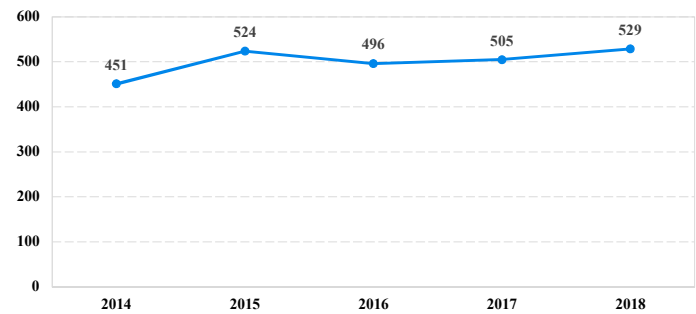
#### FINE ONLY

<b>Total</b>	<b>0</b>	<b>0</b>	<b>0</b>	<b>0</b>	<b>0</b>	<b>0</b>	<b>0</b>	<b>0</b>	<b>0</b>
--------------	----------	----------	----------	----------	----------	----------	----------	----------	----------

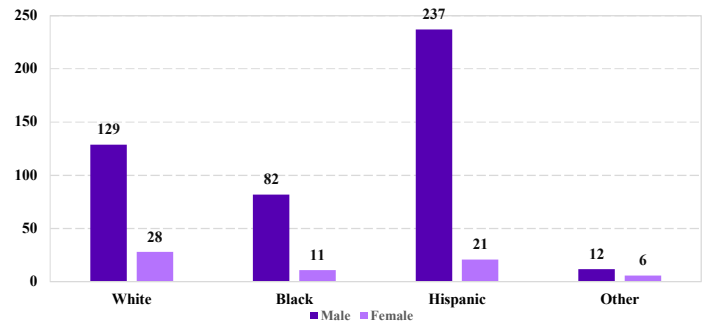
Cases with indeterminable sentence terms are excluded from the calculation of the Mean Sentence or Median Sentence category. Sentences greater than 470 months and probation were included in the sentence average computations as 470 months and zero months, respectively. Cases in the Total Receiving Prison and Total Receiving Probation categories total 100 percent of all cases. Cases missing information required for a specific analysis were excluded from that analysis. Descriptions of variables used in this analysis are provided in Appendix A.

SOURCE: U.S. Sentencing Commission, 2018 Datafile, USSCFY18.

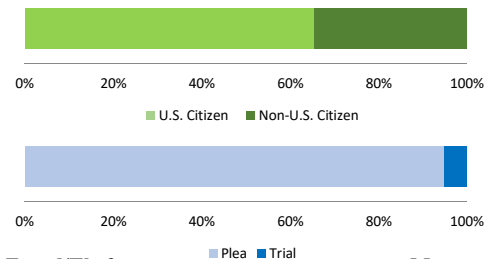
#### Number of Federal Offenders Over Time



#### Race and Gender



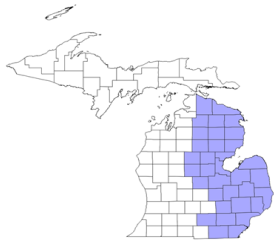
#### Citizenship, Guilty Pleas, and Trials



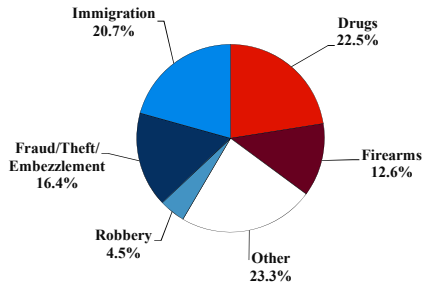
# District at a Glance

## Eastern District of Michigan

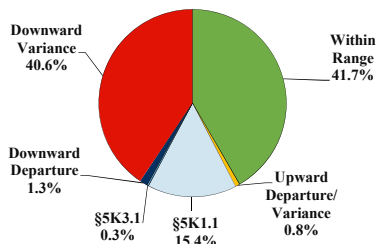
### Fiscal Year 2018



#### Type of Crime



#### Sentence Imposed Relative to the Guideline Range



#### SENTENCING INFORMATION BY TYPE OF CRIME

	TOTAL	Immigration	Drug Trafficking	Firearms	Fraud/Theft /Embezzle	Robbery	Child Porn	Money Laundering	All Other
<b>Total</b>	<b>934</b>	<b>193</b>	<b>206</b>	<b>118</b>	<b>153</b>	<b>42</b>	<b>32</b>	<b>19</b>	<b>171</b>
Mean Sentence (months)	52	6	70	44	27	98	106	57	88
Median Sentence (months)	24	4	60	37	14	72	93	30	24

#### IMPRISONMENT

	TOTAL	Immigration	Drug Trafficking	Firearms	Fraud/Theft /Embezzle	Robbery	Child Porn	Money Laundering	All Other
<b>Total Receiving Imprisonment</b>	<b>855</b>	<b>190</b>	<b>202</b>	<b>111</b>	<b>120</b>	<b>41</b>	<b>32</b>	<b>17</b>	<b>142</b>
Prison Only	836	190	198	108	114	41	32	15	138
Up to 12 Months	257	171	17	9	29	1	0	2	28
13 to 60 Months	327	18	88	73	65	17	11	7	48
61 to 120 Months	156	1	68	24	15	13	13	3	19
Over 120 Months	96	0	25	2	5	10	8	3	43
Prison and Alternatives	19	0	4	3	6	0	0	2	4

#### PROBATION

	TOTAL	Immigration	Drug Trafficking	Firearms	Fraud/Theft /Embezzle	Robbery	Child Porn	Money Laundering	All Other
<b>Total Receiving Probation</b>	<b>77</b>	<b>3</b>	<b>4</b>	<b>7</b>	<b>33</b>	<b>1</b>	<b>0</b>	<b>2</b>	<b>27</b>
Probation Only	61	3	3	5	23	1	0	2	24
Probation and Alternatives	16	0	1	2	10	0	0	0	3

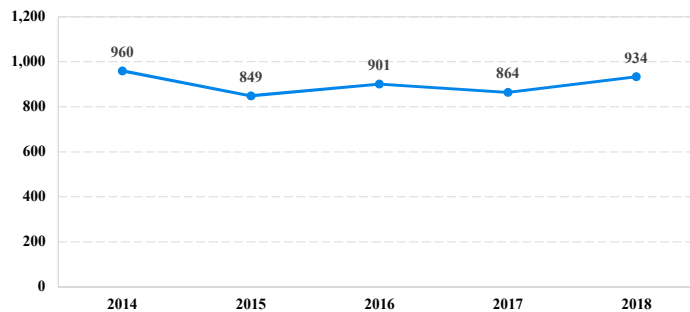
#### FINE ONLY

	TOTAL	Immigration	Drug Trafficking	Firearms	Fraud/Theft /Embezzle	Robbery	Child Porn	Money Laundering	All Other
<b>Total</b>	<b>2</b>	<b>0</b>	<b>0</b>	<b>0</b>	<b>0</b>	<b>0</b>	<b>0</b>	<b>0</b>	<b>2</b>

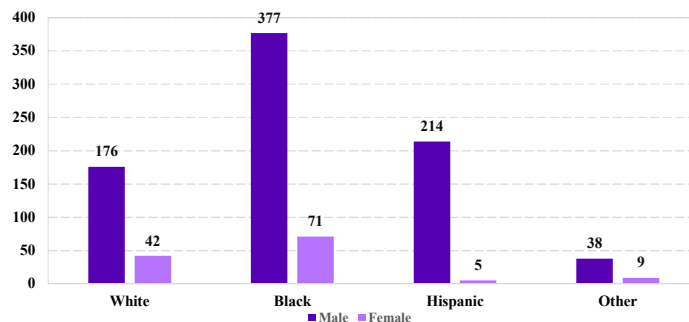
Cases with indeterminable sentence terms are excluded from the calculation of the Mean Sentence or Median Sentence category. Sentences greater than 470 months and probation were included in the sentence average computations as 470 months and zero months, respectively. Cases in the Total Receiving Prison and Total Receiving Probation categories total 100 percent of all cases. Cases missing information required for a specific analysis were excluded from that analysis. Descriptions of variables used in this analysis are provided in Appendix A.

SOURCE: U.S. Sentencing Commission, 2018 Datafile, USSCFY18.

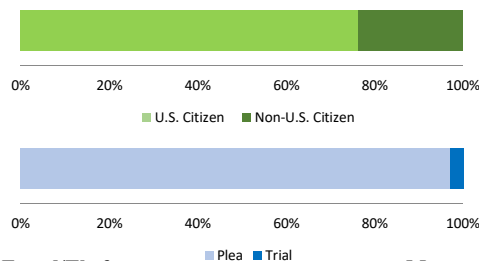
#### Number of Federal Offenders Over Time



#### Race and Gender



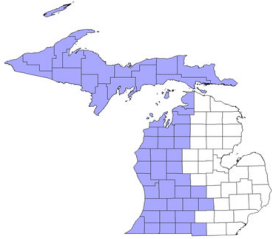
#### Citizenship, Guilty Pleas, and Trials



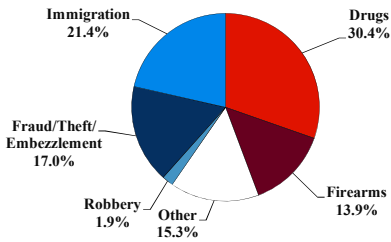
# District at a Glance

## Western District of Michigan

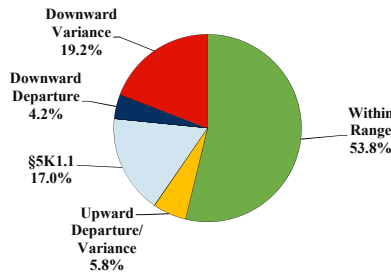
### Fiscal Year 2018



#### Type of Crime



#### Sentence Imposed Relative to the Guideline Range



#### SENTENCING INFORMATION BY TYPE OF CRIME

	TOTAL	Immigration	Drug Trafficking	Firearms	Fraud/Theft /Embezzle	Robbery	Child Porn	Money Laundering	All Other
<b>Total</b>	<b>359</b>	<b>77</b>	<b>107</b>	<b>50</b>	<b>61</b>	<b>7</b>	<b>12</b>	<b>4</b>	<b>41</b>
Mean Sentence (months)	65	9	104	63	19	63	161	64	117
Median Sentence (months)	33	5	90	50	8	60	144	23	36

#### IMPRISONMENT

<b>Total Receiving Imprisonment</b>	<b>331</b>	<b>76</b>	<b>106</b>	<b>46</b>	<b>44</b>	<b>7</b>	<b>12</b>	<b>4</b>	<b>36</b>
Prison Only	316	76	102	44	38	7	12	4	33
Up to 12 Months	80	60	0	2	13	0	0	1	4
13 to 60 Months	115	15	30	23	22	4	2	2	17
61 to 120 Months	66	1	44	15	3	2	1	0	0
Over 120 Months	55	0	28	4	0	1	9	1	12
Prison and Alternatives	15	0	4	2	6	0	0	0	3

#### PROBATION

<b>Total Receiving Probation</b>	<b>26</b>	<b>1</b>	<b>1</b>	<b>4</b>	<b>16</b>	<b>0</b>	<b>0</b>	<b>0</b>	<b>4</b>
Probation Only	19	0	1	2	12	0	0	0	4
Probation and Alternatives	7	1	0	2	4	0	0	0	0

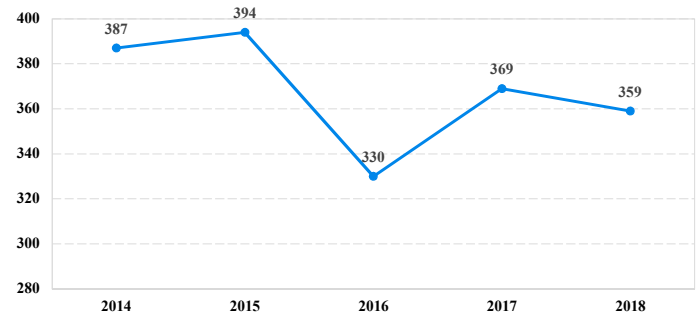
#### FINE ONLY

<b>Total</b>	<b>2</b>	<b>0</b>	<b>0</b>	<b>0</b>	<b>1</b>	<b>0</b>	<b>0</b>	<b>0</b>	<b>1</b>
--------------	----------	----------	----------	----------	----------	----------	----------	----------	----------

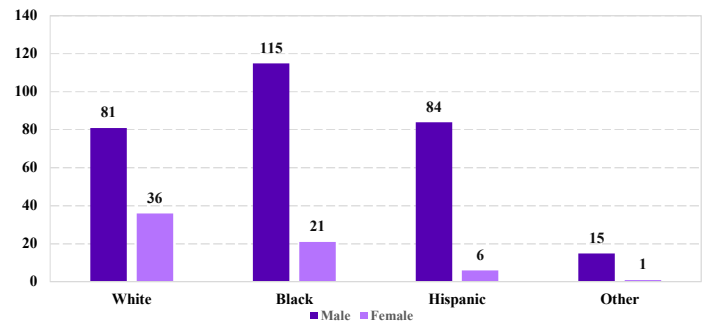
Cases with indeterminable sentence terms are excluded from the calculation of the Mean Sentence or Median Sentence category. Sentences greater than 470 months and probation were included in the sentence average computations as 470 months and zero months, respectively. Cases in the Total Receiving Prison and Total Receiving Probation categories total 100 percent of all cases. Cases missing information required for a specific analysis were excluded from that analysis. Descriptions of variables used in this analysis are provided in Appendix A.

SOURCE: U.S. Sentencing Commission, 2018 Datafile, USSCFY18.

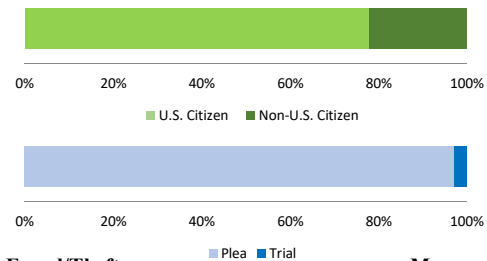
#### Number of Federal Offenders Over Time



#### Race and Gender



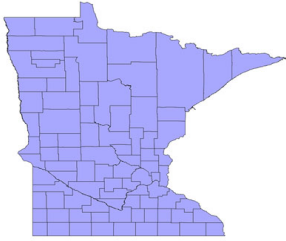
#### Citizenship, Guilty Pleas, and Trials



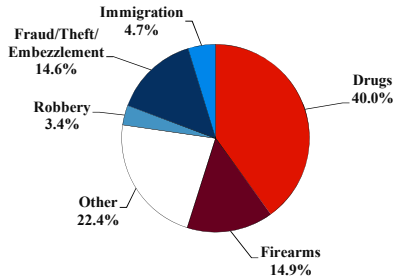
# District at a Glance

## District of Minnesota

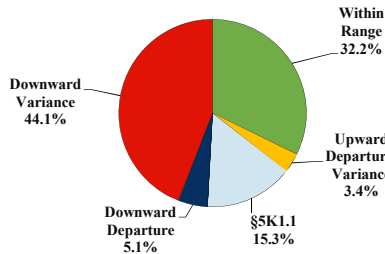
### Fiscal Year 2018



#### Type of Crime



#### Sentence Imposed Relative to the Guideline Range



#### SENTENCING INFORMATION BY TYPE OF CRIME

	TOTAL	Immigration	Drug Trafficking	Firearms	Fraud/Theft /Embezzle	Robbery	Child Porn	Money Laundering	All Other
	295	14	117	44	43	10	20	1	46
Mean Sentence (months)	83	18	97	78	34	112	110	--	103
Median Sentence (months)	63	18	84	70	12	98	108	--	42

#### IMPRISONMENT

	TOTAL	Immigration	Drug Trafficking	Firearms	Fraud/Theft /Embezzle	Robbery	Child Porn	Money Laundering	All Other
<b>Total Receiving Imprisonment</b>	<b>269</b>	<b>14</b>	<b>116</b>	<b>44</b>	<b>27</b>	<b>10</b>	<b>20</b>	<b>1</b>	<b>37</b>
Prison Only	265	14	116	43	25	10	20	1	36
Up to 12 Months	9	4	1	1	1	0	0	1	1
13 to 60 Months	107	10	39	18	14	5	4	0	17
61 to 120 Months	89	0	47	19	6	0	11	0	6
Over 120 Months	60	0	29	5	4	5	5	0	12
Prison and Alternatives	4	0	0	1	2	0	0	0	1

#### PROBATION

	TOTAL	Immigration	Drug Trafficking	Firearms	Fraud/Theft /Embezzle	Robbery	Child Porn	Money Laundering	All Other
<b>Total Receiving Probation</b>	<b>26</b>	<b>0</b>	<b>1</b>	<b>0</b>	<b>16</b>	<b>0</b>	<b>0</b>	<b>0</b>	<b>9</b>
Probation Only	16	0	1	0	9	0	0	0	6
Probation and Alternatives	10	0	0	0	7	0	0	0	3

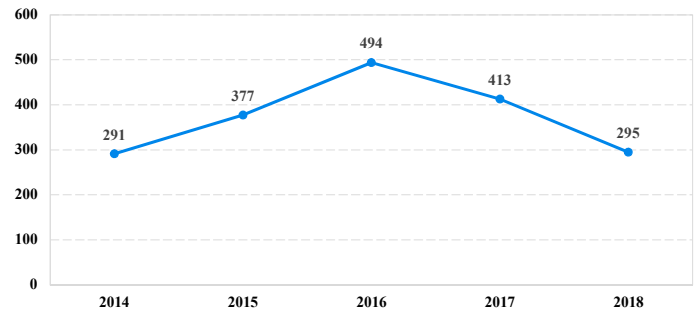
#### FINE ONLY

	0	0	0	0	0	0	0	0	0
--	---	---	---	---	---	---	---	---	---

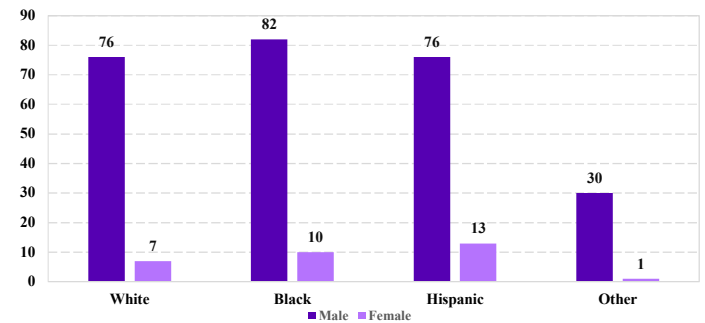
Cases with indeterminable sentence terms are excluded from the calculation of the Mean Sentence or Median Sentence category. Sentences greater than 470 months and probation were included in the sentence average computations as 470 months and zero months, respectively. Cases in the Total Receiving Prison and Total Receiving Probation categories total 100 percent of all cases. Cases missing information required for a specific analysis were excluded from that analysis. Descriptions of variables used in this analysis are provided in Appendix A.

SOURCE: U.S. Sentencing Commission, 2018 Datafile, USSCFY18.

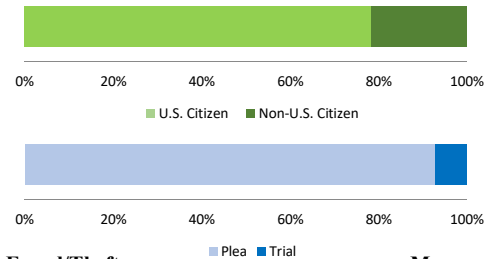
#### Number of Federal Offenders Over Time



#### Race and Gender



#### Citizenship, Guilty Pleas, and Trials



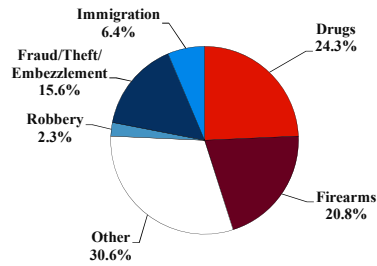
# District at a Glance

## Northern District of Mississippi

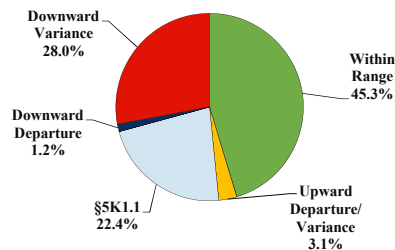
### Fiscal Year 2018



#### Type of Crime



#### Sentence Imposed Relative to the Guideline Range



#### SENTENCING INFORMATION BY TYPE OF CRIME

	TOTAL	Immigration	Drug Trafficking	Firearms	Fraud/Theft /Embezzle	Robbery	Child Porn	Money Laundering	All Other
Total	173	11	42	36	27	4	1	2	50
Mean Sentence (months)	42	1	68	33	12	170	--	--	40
Median Sentence (months)	22	0	41	29	6	160	--	--	18

#### IMPRISONMENT

<b>Total Receiving Imprisonment</b>	<b>141</b>	<b>11</b>	<b>36</b>	<b>31</b>	<b>15</b>	<b>4</b>	<b>1</b>	<b>2</b>	<b>41</b>
Prison Only	138	11	35	31	13	4	1	2	41
Up to 12 Months	30	11	3	5	5	0	0	0	6
13 to 60 Months	72	0	14	20	8	0	0	1	29
61 to 120 Months	20	0	10	6	0	1	1	1	1
Over 120 Months	16	0	8	0	0	3	0	0	5
Prison and Alternatives	3	0	1	0	2	0	0	0	0

#### PROBATION

<b>Total Receiving Probation</b>	<b>32</b>	<b>0</b>	<b>6</b>	<b>5</b>	<b>12</b>	<b>0</b>	<b>0</b>	<b>0</b>	<b>9</b>
Probation Only	24	0	4	5	8	0	0	0	7
Probation and Alternatives	8	0	2	0	4	0	0	0	2

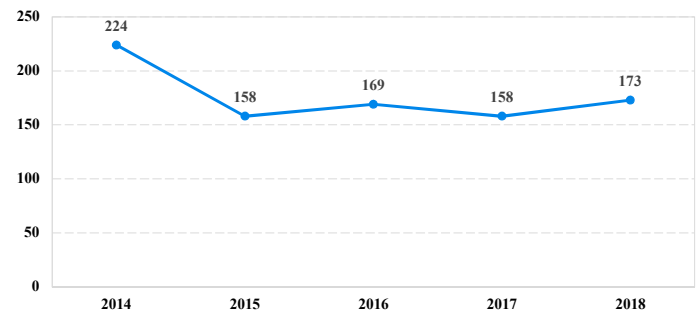
#### FINE ONLY

<b>FINE ONLY</b>	<b>0</b>	<b>0</b>	<b>0</b>	<b>0</b>	<b>0</b>	<b>0</b>	<b>0</b>	<b>0</b>	<b>0</b>
------------------	----------	----------	----------	----------	----------	----------	----------	----------	----------

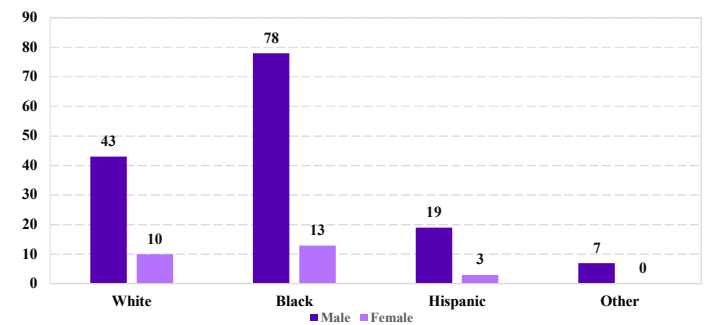
Cases with indeterminable sentence terms are excluded from the calculation of the Mean Sentence or Median Sentence category. Sentences greater than 470 months and probation were included in the sentence average computations as 470 months and zero months, respectively. Cases in the Total Receiving Prison and Total Receiving Probation categories total 100 percent of all cases. Cases missing information required for a specific analysis were excluded from that analysis. Descriptions of variables used in this analysis are provided in Appendix A.

SOURCE: U.S. Sentencing Commission, 2018 Datafile, USSCFY18.

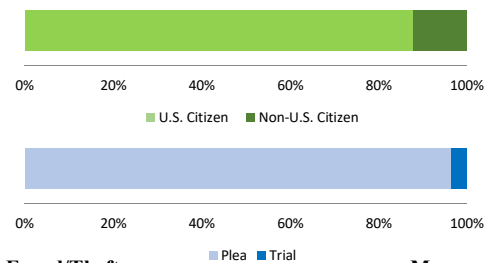
#### Number of Federal Offenders Over Time



#### Race and Gender



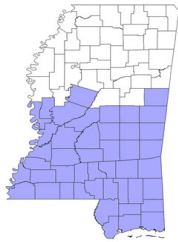
#### Citizenship, Guilty Pleas, and Trials



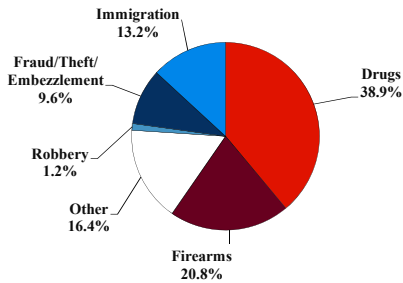
# District at a Glance

## Southern District of Mississippi

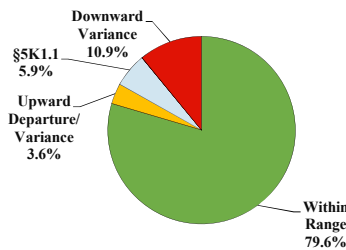
### Fiscal Year 2018



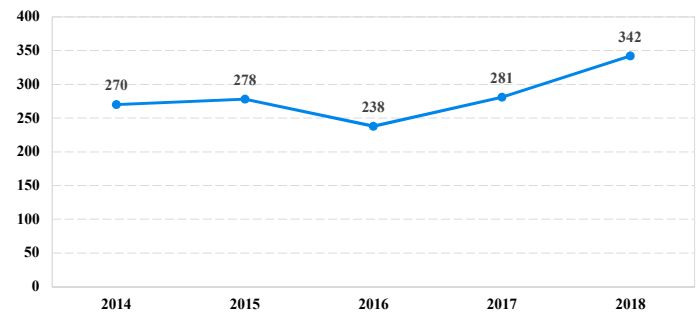
#### Type of Crime



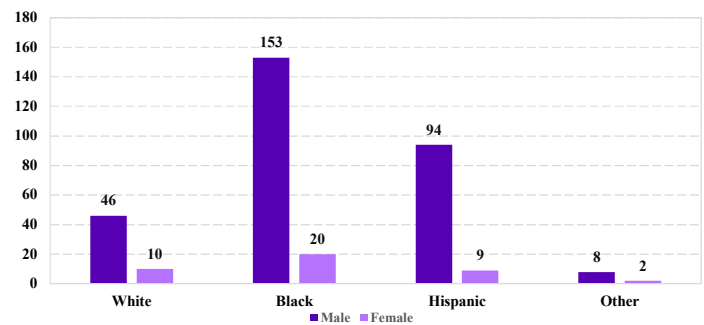
#### Sentence Imposed Relative to the Guideline Range



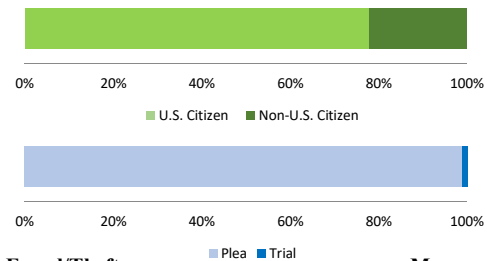
#### Number of Federal Offenders Over Time



#### Race and Gender



#### Citizenship, Guilty Pleas, and Trials



#### SENTENCING INFORMATION BY TYPE OF CRIME

	TOTAL	Immigration	Drug Trafficking	Firearms	Fraud/Theft /Embezzle	Robbery	Child Porn	Money Laundering	All Other
<b>Total</b>	<b>342</b>	<b>45</b>	<b>133</b>	<b>71</b>	<b>33</b>	<b>4</b>	<b>6</b>	<b>0</b>	<b>50</b>
Mean Sentence (months)	70	11	115	58	22	112	134	--	39
Median Sentence (months)	50	6	89	51	15	110	115	--	12

#### IMPRISONMENT

	TOTAL	Immigration	Drug Trafficking	Firearms	Fraud/Theft /Embezzle	Robbery	Child Porn	Money Laundering	All Other
<b>Total Receiving Imprisonment</b>	<b>324</b>	<b>45</b>	<b>132</b>	<b>67</b>	<b>27</b>	<b>4</b>	<b>6</b>	<b>0</b>	<b>43</b>
Prison Only	316	45	130	64	25	4	6	0	42
Up to 12 Months	56	31	0	4	6	0	0	0	15
13 to 60 Months	133	14	46	35	18	0	0	0	20
61 to 120 Months	68	0	37	21	1	2	4	0	3
Over 120 Months	59	0	47	4	0	2	2	0	4
Prison and Alternatives	8	0	2	3	2	0	0	0	1

#### PROBATION

	TOTAL	Immigration	Drug Trafficking	Firearms	Fraud/Theft /Embezzle	Robbery	Child Porn	Money Laundering	All Other
<b>Total Receiving Probation</b>	<b>18</b>	<b>0</b>	<b>1</b>	<b>4</b>	<b>6</b>	<b>0</b>	<b>0</b>	<b>0</b>	<b>7</b>
Probation Only	12	0	1	1	5	0	0	0	5
Probation and Alternatives	6	0	0	3	1	0	0	0	2

#### FINE ONLY

<b>Total</b>	<b>0</b>	<b>0</b>	<b>0</b>	<b>0</b>	<b>0</b>	<b>0</b>	<b>0</b>	<b>0</b>	<b>0</b>
--------------	----------	----------	----------	----------	----------	----------	----------	----------	----------

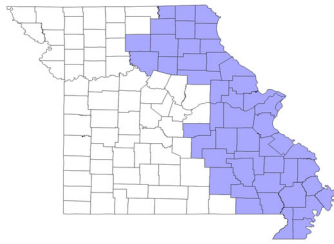
Cases with indeterminable sentence terms are excluded from the calculation of the Mean Sentence or Median Sentence category. Sentences greater than 470 months and probation were included in the sentence average computations as 470 months and zero months, respectively. Cases in the Total Receiving Prison and Total Receiving Probation categories total 100 percent of all cases. Cases missing information required for a specific analysis were excluded from that analysis. Descriptions of variables used in this analysis are provided in Appendix A.

SOURCE: U.S. Sentencing Commission, 2018 Datafile, USSCFY18.

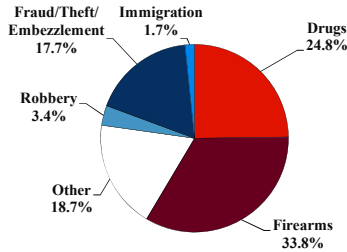
# District at a Glance

## Eastern District of Missouri

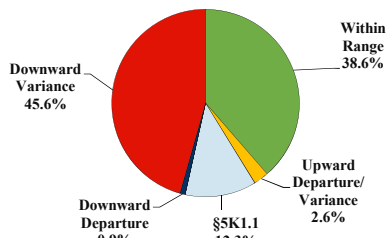
### Fiscal Year 2018



#### Type of Crime



#### Sentence Imposed Relative to the Guideline Range



#### SENTENCING INFORMATION BY TYPE OF CRIME

	TOTAL	Immigration	Drug Trafficking	Firearms	Fraud/Theft /Embezzle	Robbery	Child Porn	Money Laundering	All Other
<b>Total</b>	<b>847</b>	<b>14</b>	<b>209</b>	<b>286</b>	<b>150</b>	<b>29</b>	<b>39</b>	<b>27</b>	<b>93</b>
Mean Sentence (months)	55	11	79	47	16	130	59	62	65
Median Sentence (months)	36	6	60	37	8	115	51	46	15

#### IMPRISONMENT

<b>Total Receiving Imprisonment</b>	<b>738</b>	<b>14</b>	<b>201</b>	<b>277</b>	<b>89</b>	<b>29</b>	<b>39</b>	<b>20</b>	<b>69</b>
Prison Only	724	14	199	276	82	29	38	19	67
Up to 12 Months	55	9	6	7	21	0	2	0	10
13 to 60 Months	432	5	90	208	54	6	24	10	35
61 to 120 Months	156	0	67	52	7	10	10	5	5
Over 120 Months	81	0	36	9	0	13	2	4	17
Prison and Alternatives	14	0	2	1	7	0	1	1	2

#### PROBATION

<b>Total Receiving Probation</b>	<b>109</b>	<b>0</b>	<b>8</b>	<b>9</b>	<b>61</b>	<b>0</b>	<b>0</b>	<b>7</b>	<b>24</b>
Probation Only	77	0	6	4	44	0	0	2	21
Probation and Alternatives	32	0	2	5	17	0	0	5	3

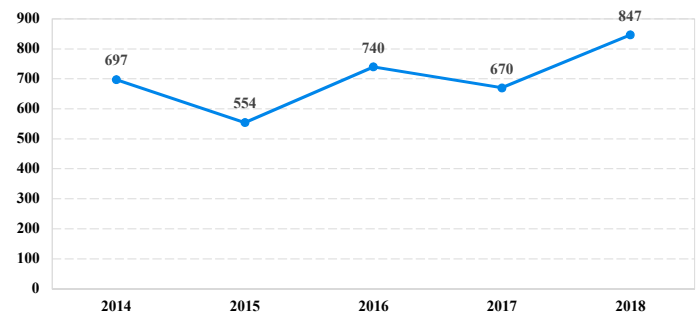
#### FINE ONLY

<b>Total</b>	<b>0</b>	<b>0</b>	<b>0</b>	<b>0</b>	<b>0</b>	<b>0</b>	<b>0</b>	<b>0</b>	<b>0</b>
--------------	----------	----------	----------	----------	----------	----------	----------	----------	----------

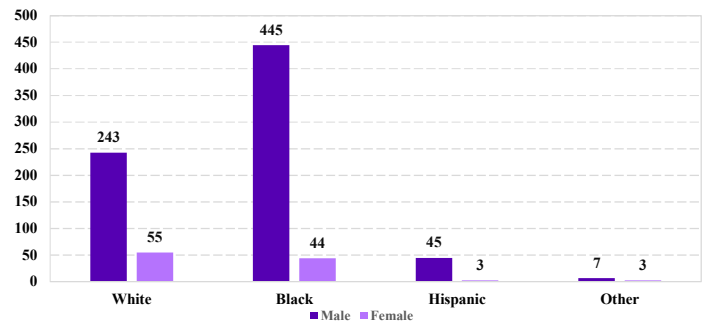
Cases with indeterminable sentence terms are excluded from the calculation of the Mean Sentence or Median Sentence category. Sentences greater than 470 months and probation were included in the sentence average computations as 470 months and zero months, respectively. Cases in the Total Receiving Prison and Total Receiving Probation categories total 100 percent of all cases. Cases missing information required for a specific analysis were excluded from that analysis. Descriptions of variables used in this analysis are provided in Appendix A.

SOURCE: U.S. Sentencing Commission, 2018 Datafile, USSCFY18.

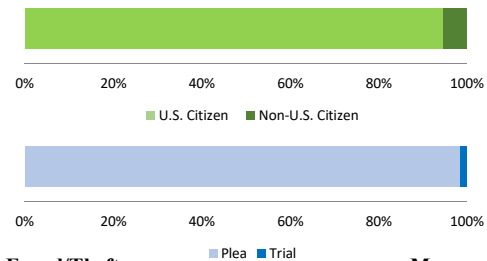
#### Number of Federal Offenders Over Time



#### Race and Gender



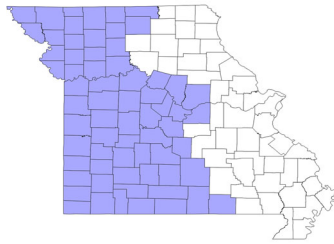
#### Citizenship, Guilty Pleas, and Trials



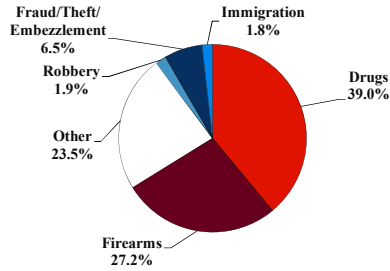
# District at a Glance

## Western District of Missouri

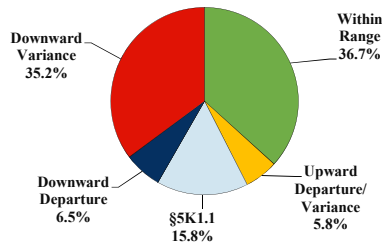
### Fiscal Year 2018



#### Type of Crime



#### Sentence Imposed Relative to the Guideline Range



#### SENTENCING INFORMATION BY TYPE OF CRIME

	TOTAL	Immigration	Drug Trafficking	Firearms	Fraud/Theft /Embezzle	Robbery	Child Porn	Money Laundering	All Other
<b>Total</b>	<b>779</b>	<b>14</b>	<b>303</b>	<b>212</b>	<b>51</b>	<b>15</b>	<b>50</b>	<b>33</b>	<b>101</b>
Mean Sentence (months)	81	18	91	64	12	122	119	88	106
Median Sentence (months)	60	11	77	53	2	129	108	84	31

#### IMPRISONMENT

<b>Total Receiving Imprisonment</b>	<b>702</b>	<b>14</b>	<b>278</b>	<b>206</b>	<b>28</b>	<b>15</b>	<b>50</b>	<b>29</b>	<b>82</b>
Prison Only	693	14	277	204	26	15	49	29	79
Up to 12 Months	41	7	7	3	8	0	1	6	9
13 to 60 Months	291	7	96	122	16	3	8	6	33
61 to 120 Months	208	0	99	67	2	4	22	6	8
Over 120 Months	153	0	75	12	0	8	18	11	29
Prison and Alternatives	9	0	1	2	2	0	1	0	3

#### PROBATION

<b>Total Receiving Probation</b>	<b>77</b>	<b>0</b>	<b>25</b>	<b>6</b>	<b>23</b>	<b>0</b>	<b>0</b>	<b>4</b>	<b>19</b>
Probation Only	66	0	22	6	20	0	0	4	14
Probation and Alternatives	11	0	3	0	3	0	0	0	5

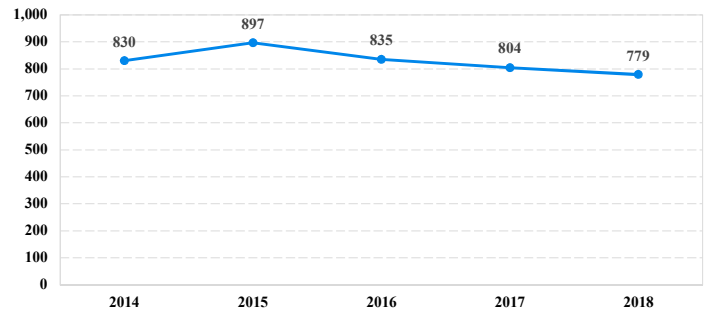
#### FINE ONLY

<b>Total</b>	<b>0</b>	<b>0</b>	<b>0</b>	<b>0</b>	<b>0</b>	<b>0</b>	<b>0</b>	<b>0</b>	<b>0</b>
--------------	----------	----------	----------	----------	----------	----------	----------	----------	----------

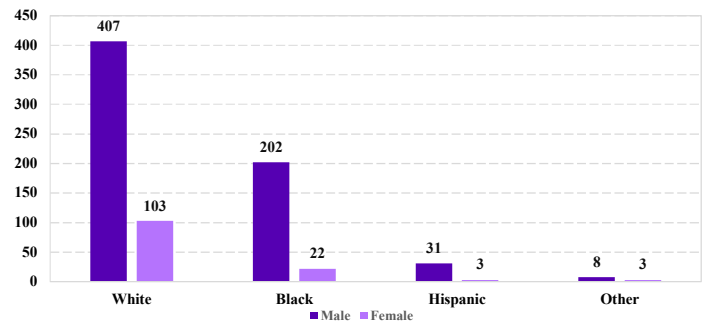
Cases with indeterminable sentence terms are excluded from the calculation of the Mean Sentence or Median Sentence category. Sentences greater than 470 months and probation were included in the sentence average computations as 470 months and zero months, respectively. Cases in the Total Receiving Prison and Total Receiving Probation categories total 100 percent of all cases. Cases missing information required for a specific analysis were excluded from that analysis. Descriptions of variables used in this analysis are provided in Appendix A.

SOURCE: U.S. Sentencing Commission, 2018 Datafile, USSCFY18.

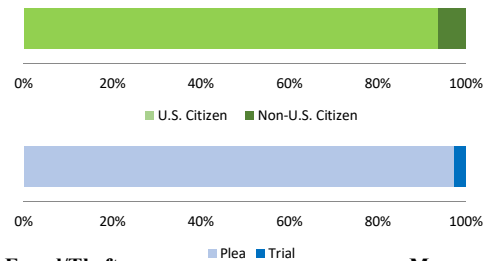
#### Number of Federal Offenders Over Time



#### Race and Gender



#### Citizenship, Guilty Pleas, and Trials

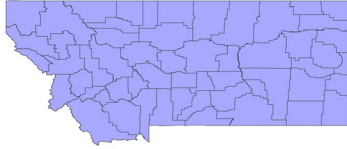




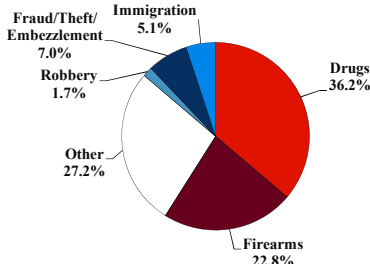
# District at a Glance

## District of Montana

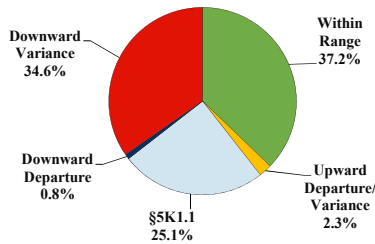
### Fiscal Year 2018



#### Type of Crime



#### Sentence Imposed Relative to the Guideline Range



#### SENTENCING INFORMATION BY TYPE OF CRIME

	TOTAL	Immigration	Drug Trafficking	Firearms	Fraud/Theft /Embezzle	Robbery	Child Porn	Money Laundering	All Other
<b>Total</b>	<b>356</b>	<b>18</b>	<b>129</b>	<b>81</b>	<b>25</b>	<b>6</b>	<b>10</b>	<b>6</b>	<b>81</b>
Mean Sentence (months)	57	8	84	36	20	58	98	116	48
Median Sentence (months)	36	5	70	30	12	47	75	136	21

#### IMPRISONMENT

<b>Total Receiving Imprisonment</b>	<b>325</b>	<b>18</b>	<b>124</b>	<b>74</b>	<b>18</b>	<b>6</b>	<b>10</b>	<b>6</b>	<b>69</b>
Prison Only	322	18	124	74	18	6	10	6	66
Up to 12 Months	43	14	10	5	3	0	0	1	10
13 to 60 Months	171	4	42	61	14	4	3	1	42
61 to 120 Months	65	0	44	7	1	1	5	1	6
Over 120 Months	43	0	28	1	0	1	2	3	8
Prison and Alternatives	3	0	0	0	0	0	0	0	3

#### PROBATION

<b>Total Receiving Probation</b>	<b>29</b>	<b>0</b>	<b>5</b>	<b>7</b>	<b>7</b>	<b>0</b>	<b>0</b>	<b>0</b>	<b>10</b>
Probation Only	26	0	5	5	7	0	0	0	9
Probation and Alternatives	3	0	0	2	0	0	0	0	1

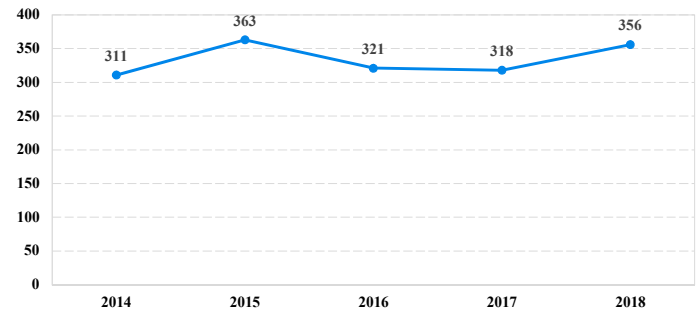
#### FINE ONLY

<b>Total</b>	<b>2</b>	<b>0</b>	<b>0</b>	<b>0</b>	<b>0</b>	<b>0</b>	<b>0</b>	<b>0</b>	<b>2</b>
--------------	----------	----------	----------	----------	----------	----------	----------	----------	----------

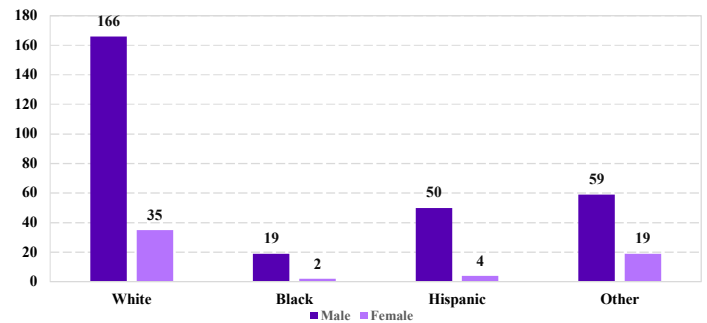
Cases with indeterminable sentence terms are excluded from the calculation of the Mean Sentence or Median Sentence category. Sentences greater than 470 months and probation were included in the sentence average computations as 470 months and zero months, respectively. Cases in the Total Receiving Prison and Total Receiving Probation categories total 100 percent of all cases. Cases missing information required for a specific analysis were excluded from that analysis. Descriptions of variables used in this analysis are provided in Appendix A.

SOURCE: U.S. Sentencing Commission, 2018 Datafile, USSCFY18.

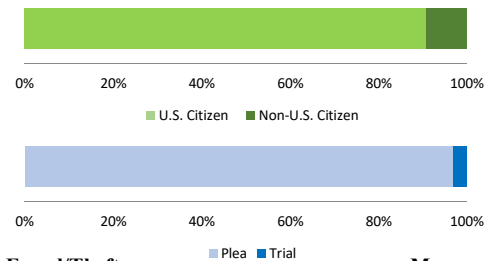
#### Number of Federal Offenders Over Time



#### Race and Gender



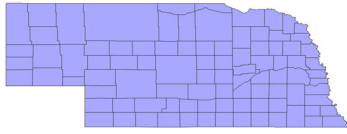
#### Citizenship, Guilty Pleas, and Trials



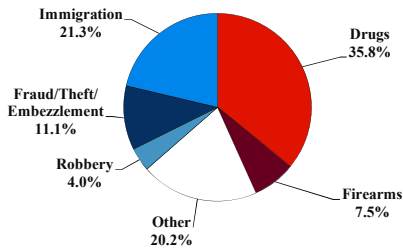
# District at a Glance

## District of Nebraska

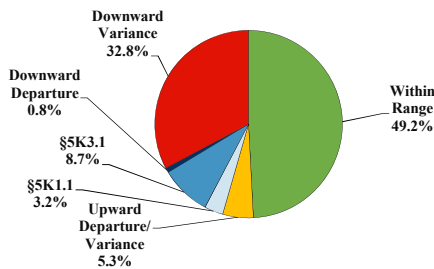
### Fiscal Year 2018



#### Type of Crime



#### Sentence Imposed Relative to the Guideline Range



#### SENTENCING INFORMATION BY TYPE OF CRIME

	TOTAL	Immigration	Drug Trafficking	Firearms	Fraud/Theft /Embezzle	Robbery	Child Porn	Money Laundering	All Other
<b>Total</b>	<b>494</b>	<b>105</b>	<b>174</b>	<b>37</b>	<b>55</b>	<b>20</b>	<b>21</b>	<b>14</b>	<b>68</b>
Mean Sentence (months)	56	7	94	43	16	101	98	145	33
Median Sentence (months)	30	4	79	27	6	84	72	126	18

#### IMPRISONMENT

	TOTAL	Immigration	Drug Trafficking	Firearms	Fraud/Theft /Embezzle	Robbery	Child Porn	Money Laundering	All Other
<b>Total Receiving Imprisonment</b>	<b>454</b>	<b>102</b>	<b>171</b>	<b>35</b>	<b>38</b>	<b>20</b>	<b>21</b>	<b>13</b>	<b>54</b>
Prison Only	442	102	170	33	35	20	21	12	49
Up to 12 Months	122	81	8	4	20	0	0	1	8
13 to 60 Months	148	20	51	23	10	7	3	2	32
61 to 120 Months	113	1	74	5	5	7	14	2	5
Over 120 Months	59	0	37	1	0	6	4	7	4
Prison and Alternatives	12	0	1	2	3	0	0	1	5

#### PROBATION

	TOTAL	Immigration	Drug Trafficking	Firearms	Fraud/Theft /Embezzle	Robbery	Child Porn	Money Laundering	All Other
<b>Total Receiving Probation</b>	<b>40</b>	<b>3</b>	<b>3</b>	<b>2</b>	<b>17</b>	<b>0</b>	<b>0</b>	<b>1</b>	<b>14</b>
Probation Only	35	3	3	1	16	0	0	1	11
Probation and Alternatives	5	0	0	1	1	0	0	0	3

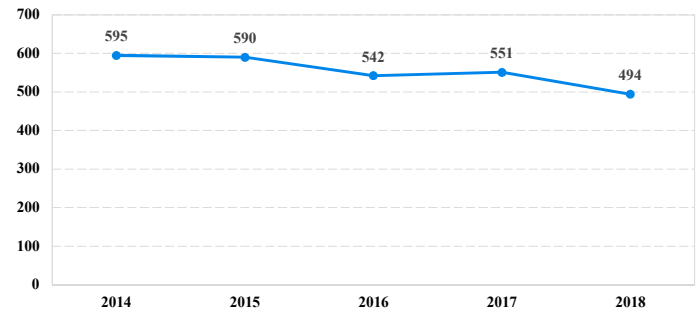
#### FINE ONLY

TOTAL	0	0	0	0	0	0	0	0	0
-------	---	---	---	---	---	---	---	---	---

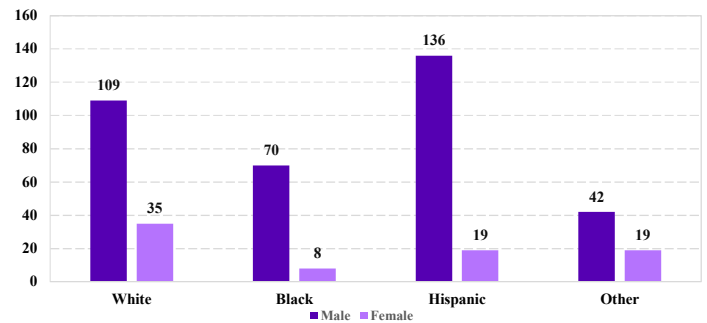
Cases with indeterminable sentence terms are excluded from the calculation of the Mean Sentence or Median Sentence category. Sentences greater than 470 months and probation were included in the sentence average computations as 470 months and zero months, respectively. Cases in the Total Receiving Prison and Total Receiving Probation categories total 100 percent of all cases. Cases missing information required for a specific analysis were excluded from that analysis. Descriptions of variables used in this analysis are provided in Appendix A.

SOURCE: U.S. Sentencing Commission, 2018 Datafile, USSCFY18.

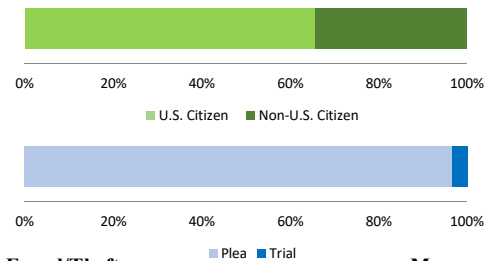
#### Number of Federal Offenders Over Time



#### Race and Gender



#### Citizenship, Guilty Pleas, and Trials

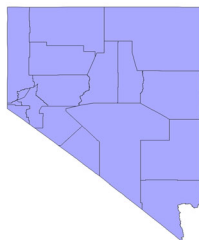


Legend: U.S. Citizen (light blue), Non-U.S. Citizen (dark blue), Plea (light green), Trial (dark green)

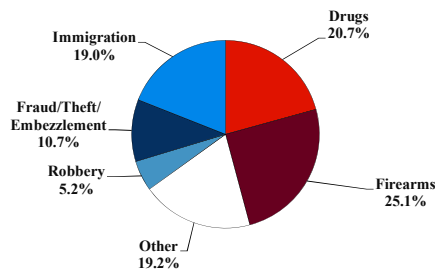
# District at a Glance

## District of Nevada

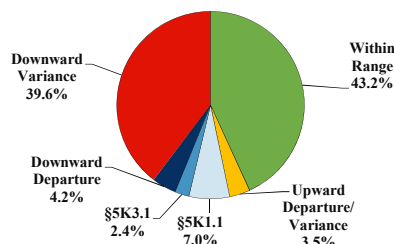
### Fiscal Year 2018



#### Type of Crime



#### Sentence Imposed Relative to the Guideline Range



#### SENTENCING INFORMATION BY TYPE OF CRIME

	TOTAL	Immigration	Drug Trafficking	Firearms	Fraud/Theft /Embezzle	Robbery	Child Porn	Money Laundering	All Other
<b>Total</b>	<b>458</b>	<b>87</b>	<b>91</b>	<b>115</b>	<b>49</b>	<b>24</b>	<b>26</b>	<b>7</b>	<b>59</b>
Mean Sentence (months)	44	9	57	44	21	104	124	45	38
Median Sentence (months)	30	4	44	37	14	95	92	27	12

#### IMPRISONMENT

<b>Total Receiving Imprisonment</b>	<b>418</b>	<b>84</b>	<b>81</b>	<b>115</b>	<b>39</b>	<b>24</b>	<b>26</b>	<b>4</b>	<b>45</b>
Prison Only	383	84	76	101	32	19	25	4	42
Up to 12 Months	92	58	4	7	8	0	0	0	15
13 to 60 Months	189	26	45	69	21	4	6	1	17
61 to 120 Months	72	0	18	24	3	8	10	3	6
Over 120 Months	30	0	9	1	0	7	9	0	4
Prison and Alternatives	35	0	5	14	7	5	1	0	3

#### PROBATION

<b>Total Receiving Probation</b>	<b>38</b>	<b>3</b>	<b>10</b>	<b>0</b>	<b>10</b>	<b>0</b>	<b>0</b>	<b>3</b>	<b>12</b>
Probation Only	25	1	5	0	6	0	0	2	11
Probation and Alternatives	13	2	5	0	4	0	0	1	1

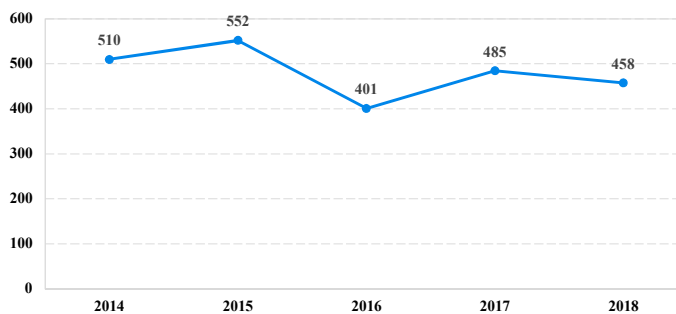
#### FINE ONLY

<b>Total</b>	<b>2</b>	<b>0</b>	<b>0</b>	<b>0</b>	<b>0</b>	<b>0</b>	<b>0</b>	<b>0</b>	<b>2</b>
--------------	----------	----------	----------	----------	----------	----------	----------	----------	----------

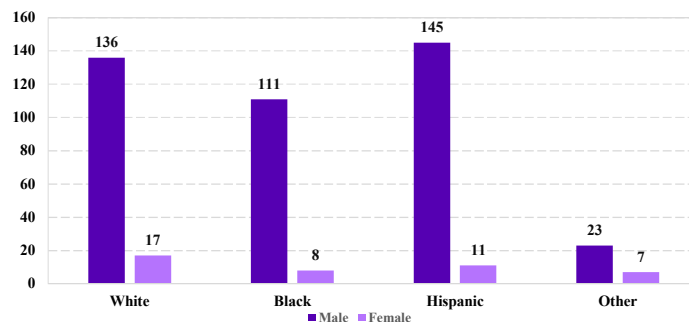
Cases with indeterminable sentence terms are excluded from the calculation of the Mean Sentence or Median Sentence category. Sentences greater than 470 months and probation were included in the sentence average computations as 470 months and zero months, respectively. Cases in the Total Receiving Prison and Total Receiving Probation categories total 100 percent of all cases. Cases missing information required for a specific analysis were excluded from that analysis. Descriptions of variables used in this analysis are provided in Appendix A.

SOURCE: U.S. Sentencing Commission, 2018 Datafile, USSCFY18.

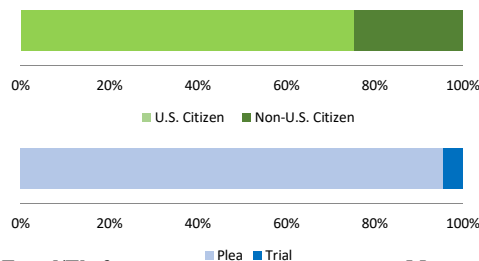
#### Number of Federal Offenders Over Time



#### Race and Gender



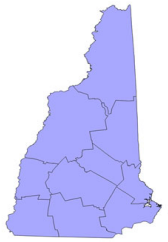
#### Citizenship, Guilty Pleas, and Trials



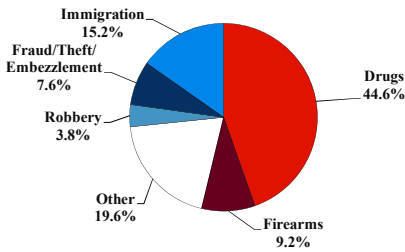
# District at a Glance

## District of New Hampshire

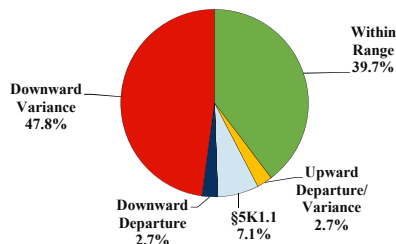
### Fiscal Year 2018



#### Type of Crime



#### Sentence Imposed Relative to the Guideline Range



#### SENTENCING INFORMATION BY TYPE OF CRIME

	TOTAL	Immigration	Drug Trafficking	Firearms	Fraud/Theft /Embezzle	Robbery	Child Porn	Money Laundering	All Other
<b>Total</b>	<b>184</b>	<b>28</b>	<b>80</b>	<b>17</b>	<b>14</b>	<b>7</b>	<b>8</b>	<b>0</b>	<b>30</b>
Mean Sentence (months)	54	5	65	41	17	58	73	--	90
Median Sentence (months)	30	4	59	18	13	48	56	--	21

#### IMPRISONMENT

	TOTAL	Immigration	Drug Trafficking	Firearms	Fraud/Theft /Embezzle	Robbery	Child Porn	Money Laundering	All Other
<b>Total Receiving Imprisonment</b>	<b>166</b>	<b>26</b>	<b>75</b>	<b>13</b>	<b>10</b>	<b>7</b>	<b>8</b>	<b>0</b>	<b>27</b>
Prison Only	161	26	74	12	10	7	8	0	24
Up to 12 Months	42	24	7	2	2	0	0	0	7
13 to 60 Months	67	2	35	5	7	5	4	0	9
61 to 120 Months	33	0	25	3	1	1	3	0	0
Over 120 Months	19	0	7	2	0	1	1	0	8
Prison and Alternatives	5	0	1	1	0	0	0	0	3

#### PROBATION

	TOTAL	Immigration	Drug Trafficking	Firearms	Fraud/Theft /Embezzle	Robbery	Child Porn	Money Laundering	All Other
<b>Total Receiving Probation</b>	<b>18</b>	<b>2</b>	<b>5</b>	<b>4</b>	<b>4</b>	<b>0</b>	<b>0</b>	<b>0</b>	<b>3</b>
Probation Only	11	1	1	3	3	0	0	0	3
Probation and Alternatives	7	1	4	1	1	0	0	0	0

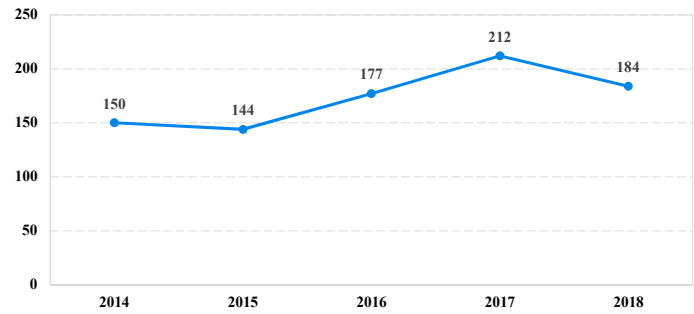
#### FINE ONLY

<b>Total</b>	<b>0</b>	<b>0</b>	<b>0</b>	<b>0</b>	<b>0</b>	<b>0</b>	<b>0</b>	<b>0</b>	<b>0</b>
--------------	----------	----------	----------	----------	----------	----------	----------	----------	----------

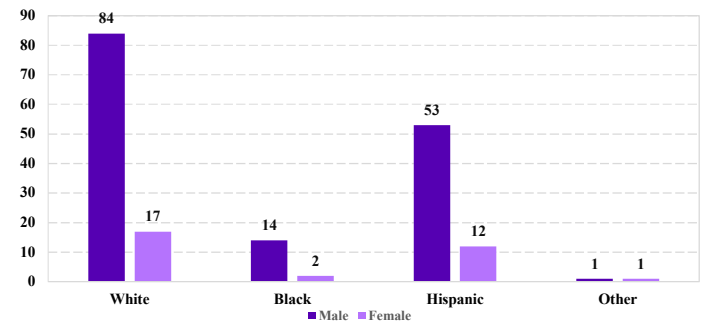
Cases with indeterminable sentence terms are excluded from the calculation of the Mean Sentence or Median Sentence category. Sentences greater than 470 months and probation were included in the sentence average computations as 470 months and zero months, respectively. Cases in the Total Receiving Prison and Total Receiving Probation categories total 100 percent of all cases. Cases missing information required for a specific analysis were excluded from that analysis. Descriptions of variables used in this analysis are provided in Appendix A.

SOURCE: U.S. Sentencing Commission, 2018 Datafile, USSCFY18.

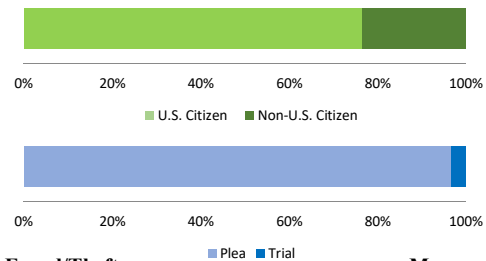
#### Number of Federal Offenders Over Time



#### Race and Gender



#### Citizenship, Guilty Pleas, and Trials



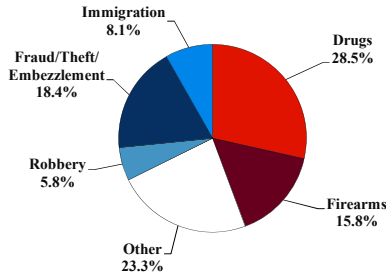
# District at a Glance

## District of New Jersey

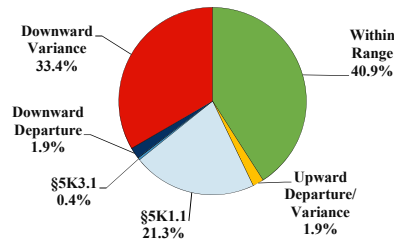
### Fiscal Year 2018



#### Type of Crime



#### Sentence Imposed Relative to the Guideline Range



#### SENTENCING INFORMATION BY TYPE OF CRIME

	TOTAL	Immigration	Drug Trafficking	Firearms	Fraud/Theft /Embezzle	Robbery	Child Porn	Money Laundering	All Other
	467	38	123	74	86	27	13	16	90
Mean Sentence (months)	52	13	64	61	21	98	113	30	52
Median Sentence (months)	36	10	57	59	12	92	120	23	13

#### IMPRISONMENT

<b>Total Receiving Imprisonment</b>	<b>384</b>	<b>35</b>	<b>114</b>	<b>68</b>	<b>55</b>	<b>27</b>	<b>13</b>	<b>14</b>	<b>58</b>
Prison Only	366	35	112	67	49	26	13	13	51
Up to 12 Months	42	17	6	2	10	1	0	1	5
13 to 60 Months	183	18	56	30	32	7	1	10	29
61 to 120 Months	98	0	37	32	5	10	6	2	6
Over 120 Months	43	0	13	3	2	8	6	0	11
Prison and Alternatives	18	0	2	1	6	1	0	1	7

#### PROBATION

<b>Total Receiving Probation</b>	<b>83</b>	<b>3</b>	<b>9</b>	<b>6</b>	<b>31</b>	<b>0</b>	<b>0</b>	<b>2</b>	<b>32</b>
Probation Only	47	3	6	4	10	0	0	1	23
Probation and Alternatives	36	0	3	2	21	0	0	1	9

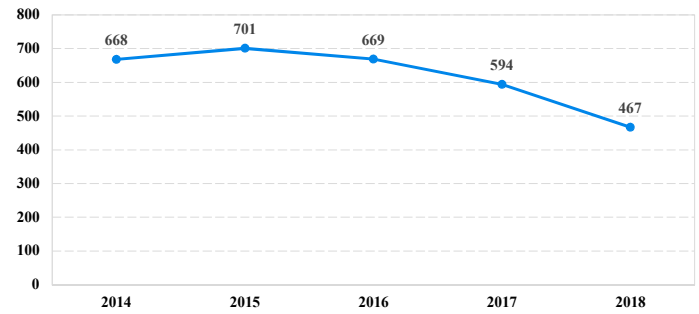
#### FINE ONLY

	<b>0</b>	<b>0</b>	<b>0</b>	<b>0</b>	<b>0</b>	<b>0</b>	<b>0</b>	<b>0</b>	<b>0</b>
--	----------	----------	----------	----------	----------	----------	----------	----------	----------

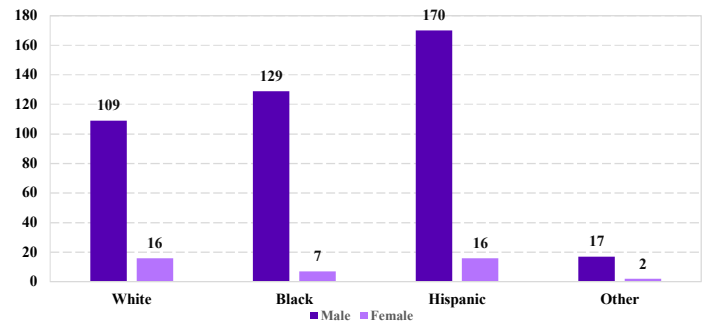
Cases with indeterminable sentence terms are excluded from the calculation of the Mean Sentence or Median Sentence category. Sentences greater than 470 months and probation were included in the sentence average computations as 470 months and zero months, respectively. Cases in the Total Receiving Prison and Total Receiving Probation categories total 100 percent of all cases. Cases missing information required for a specific analysis were excluded from that analysis. Descriptions of variables used in this analysis are provided in Appendix A.

SOURCE: U.S. Sentencing Commission, 2018 Datafile, USSCFY18.

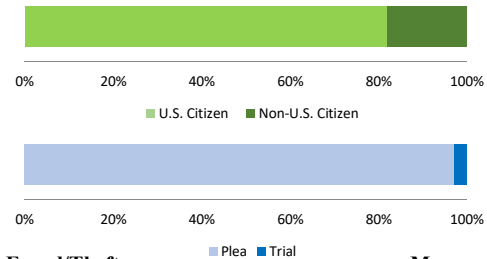
#### Number of Federal Offenders Over Time



#### Race and Gender



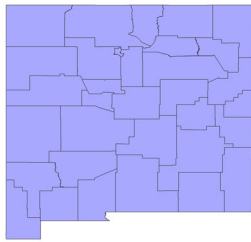
#### Citizenship, Guilty Pleas, and Trials



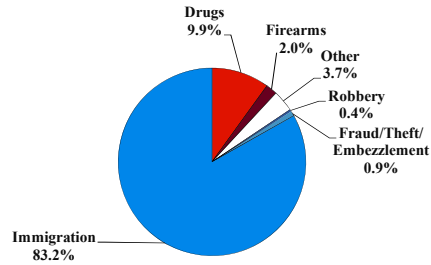
# District at a Glance

## District of New Mexico

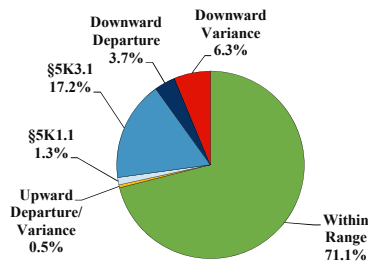
### Fiscal Year 2018



#### Type of Crime



#### Sentence Imposed Relative to the Guideline Range



#### SENTENCING INFORMATION BY TYPE OF CRIME

	TOTAL	Immigration	Drug Trafficking	Firearms	Fraud/Theft /Embezzle	Robbery	Child Porn	Money Laundering	All Other
	3,950	3,285	391	78	34	15	4	12	131
Mean Sentence (months)	10	3	41	48	14	80	139	33	54
Median Sentence (months)	2	1	27	41	11	63	102	19	21

#### IMPRISONMENT

	TOTAL	Immigration	Drug Trafficking	Firearms	Fraud/Theft /Embezzle	Robbery	Child Porn	Money Laundering	All Other
<b>Total Receiving Imprisonment</b>	<b>3,901</b>	<b>3,278</b>	<b>378</b>	<b>78</b>	<b>26</b>	<b>15</b>	<b>4</b>	<b>8</b>	<b>114</b>
Prison Only	3,726	3,265	296	54	22	9	3	7	70
Up to 12 Months	3,160	3,056	73	4	11	0	0	0	16
13 to 60 Months	466	207	159	43	10	4	1	6	36
61 to 120 Months	72	2	53	5	1	4	0	0	7
Over 120 Months	28	0	11	2	0	1	2	1	11
Prison and Alternatives	175	13	82	24	4	6	1	1	44

#### PROBATION

	TOTAL	Immigration	Drug Trafficking	Firearms	Fraud/Theft /Embezzle	Robbery	Child Porn	Money Laundering	All Other
<b>Total Receiving Probation</b>	<b>49</b>	<b>7</b>	<b>13</b>	<b>0</b>	<b>8</b>	<b>0</b>	<b>0</b>	<b>4</b>	<b>17</b>
Probation Only	40	4	10	0	8	0	0	4	14
Probation and Alternatives	9	3	3	0	0	0	0	0	3

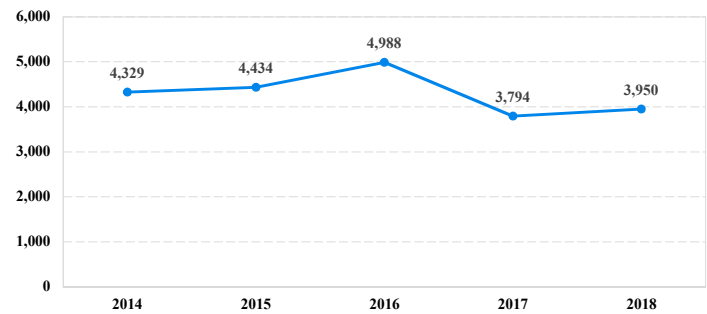
#### FINE ONLY

	0	0	0	0	0	0	0	0	0
--	---	---	---	---	---	---	---	---	---

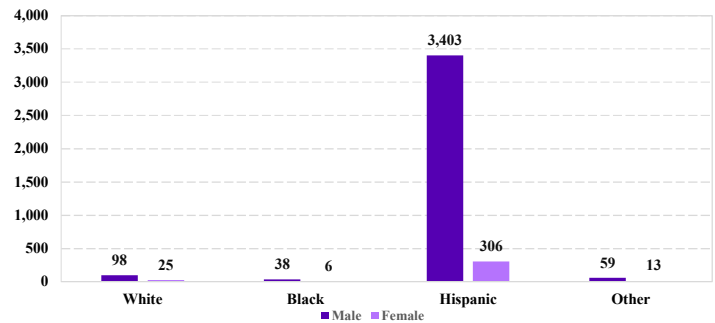
Cases with indeterminable sentence terms are excluded from the calculation of the Mean Sentence or Median Sentence category. Sentences greater than 470 months and probation were included in the sentence average computations as 470 months and zero months, respectively. Cases in the Total Receiving Prison and Total Receiving Probation categories total 100 percent of all cases. Cases missing information required for a specific analysis were excluded from that analysis. Descriptions of variables used in this analysis are provided in Appendix A.

SOURCE: U.S. Sentencing Commission, 2018 Datafile, USSCFY18.

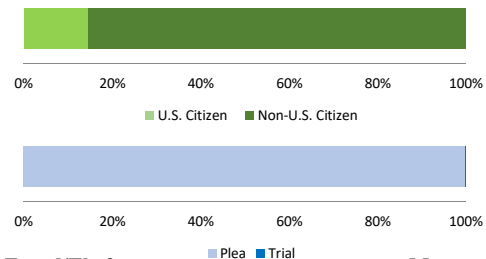
#### Number of Federal Offenders Over Time



#### Race and Gender



#### Citizenship, Guilty Pleas, and Trials

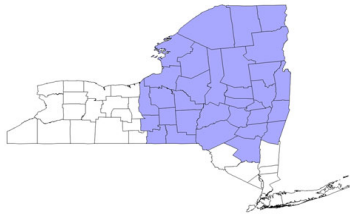


Legend: U.S. Citizen (light green), Non-U.S. Citizen (dark green), Plea (light blue), Trial (dark blue)

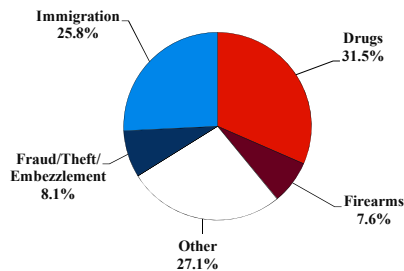
# District at a Glance

## Northern District of New York

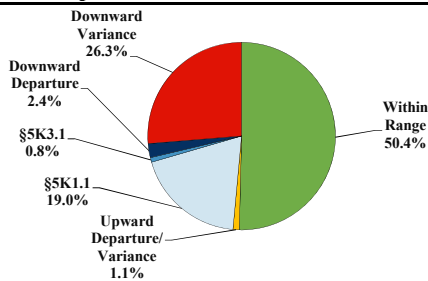
### Fiscal Year 2018



#### Type of Crime



#### Sentence Imposed Relative to the Guideline Range



#### SENTENCING INFORMATION BY TYPE OF CRIME

	TOTAL	Immigration	Drug Trafficking	Firearms	Fraud/Theft /Embezzle	Robbery	Child Porn	Money Laundering	All Other
<b>Total</b>	<b>384</b>	<b>99</b>	<b>120</b>	<b>29</b>	<b>31</b>	<b>0</b>	<b>21</b>	<b>12</b>	<b>72</b>
Mean Sentence (months)	51	3	64	42	26	--	131	48	85
Median Sentence (months)	17	2	41	30	14	--	97	49	18

#### IMPRISONMENT

	TOTAL	Immigration	Drug Trafficking	Firearms	Fraud/Theft /Embezzle	Robbery	Child Porn	Money Laundering	All Other
<b>Total Receiving Imprisonment</b>	<b>349</b>	<b>98</b>	<b>115</b>	<b>25</b>	<b>23</b>	<b>0</b>	<b>21</b>	<b>12</b>	<b>55</b>
Prison Only	330	97	104	22	21	0	21	12	53
Up to 12 Months	122	90	11	3	5	0	0	2	11
13 to 60 Months	110	7	54	10	13	0	2	6	18
61 to 120 Months	58	0	21	8	3	0	12	4	10
Over 120 Months	40	0	18	1	0	0	7	0	14
Prison and Alternatives	19	1	11	3	2	0	0	0	2

#### PROBATION

	TOTAL	Immigration	Drug Trafficking	Firearms	Fraud/Theft /Embezzle	Robbery	Child Porn	Money Laundering	All Other
<b>Total Receiving Probation</b>	<b>28</b>	<b>1</b>	<b>5</b>	<b>4</b>	<b>7</b>	<b>0</b>	<b>0</b>	<b>0</b>	<b>11</b>
Probation Only	24	1	3	3	7	0	0	0	10
Probation and Alternatives	4	0	2	1	0	0	0	0	1

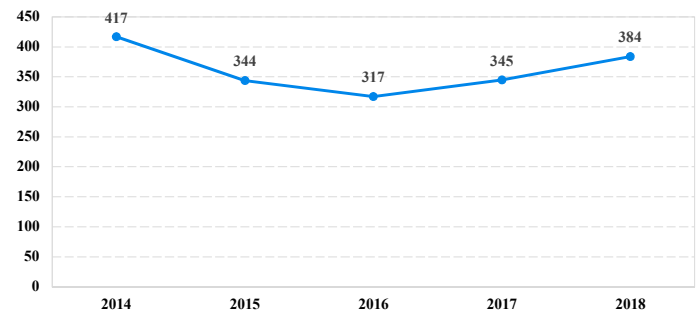
#### FINE ONLY

	TOTAL	Immigration	Drug Trafficking	Firearms	Fraud/Theft /Embezzle	Robbery	Child Porn	Money Laundering	All Other
	<b>7</b>	<b>0</b>	<b>0</b>	<b>0</b>	<b>1</b>	<b>0</b>	<b>0</b>	<b>0</b>	<b>6</b>

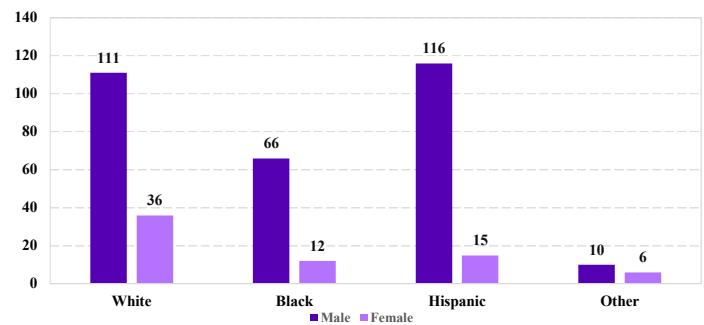
Cases with indeterminable sentence terms are excluded from the calculation of the Mean Sentence or Median Sentence category. Sentences greater than 470 months and probation were included in the sentence average computations as 470 months and zero months, respectively. Cases in the Total Receiving Prison and Total Receiving Probation categories total 100 percent of all cases. Cases missing information required for a specific analysis were excluded from that analysis. Descriptions of variables used in this analysis are provided in Appendix A.

SOURCE: U.S. Sentencing Commission, 2018 Datafile, USSCFY18.

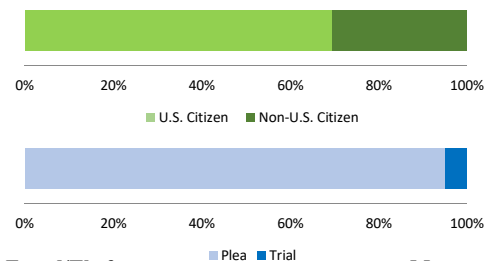
#### Number of Federal Offenders Over Time



#### Race and Gender



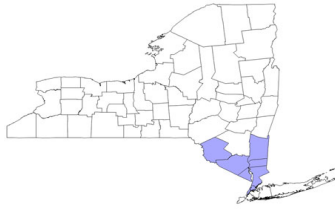
#### Citizenship, Guilty Pleas, and Trials



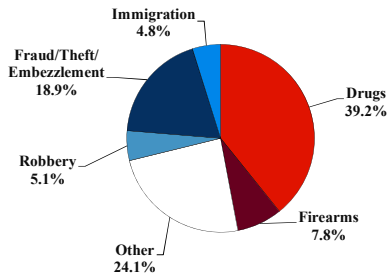
# District at a Glance

## Southern District of New York

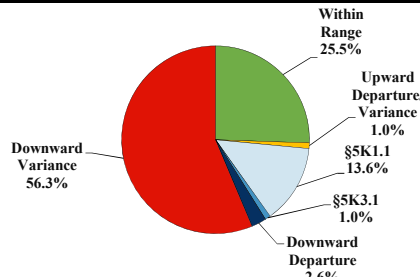
### Fiscal Year 2018



#### Type of Crime



#### Sentence Imposed Relative to the Guideline Range



#### SENTENCING INFORMATION BY TYPE OF CRIME

	TOTAL	Immigration	Drug Trafficking	Firearms	Fraud/Theft /Embezzle	Robbery	Child Porn	Money Laundering	All Other
<b>Total</b>	<b>1,446</b>	<b>70</b>	<b>561</b>	<b>113</b>	<b>273</b>	<b>74</b>	<b>12</b>	<b>52</b>	<b>291</b>
Mean Sentence (months)	50	13	55	60	22	54	51	33	72
Median Sentence (months)	30	8	48	27	12	38	36	12	24

#### IMPRISONMENT

<b>Total Receiving Imprisonment</b>	<b>1,374</b>	<b>70</b>	<b>559</b>	<b>112</b>	<b>236</b>	<b>73</b>	<b>12</b>	<b>46</b>	<b>266</b>
Prison Only	1,288	68	542	108	206	67	11	41	245
Up to 12 Months	287	42	83	16	63	12	2	14	55
13 to 60 Months	650	25	271	71	123	36	6	22	96
61 to 120 Months	222	0	138	10	17	14	2	2	39
Over 120 Months	129	1	50	11	3	5	1	3	55
Prison and Alternatives	86	2	17	4	30	6	1	5	21

#### PROBATION

<b>Total Receiving Probation</b>	<b>69</b>	<b>0</b>	<b>2</b>	<b>1</b>	<b>35</b>	<b>1</b>	<b>0</b>	<b>6</b>	<b>24</b>
Probation Only	53	0	0	1	26	1	0	6	19
Probation and Alternatives	16	0	2	0	9	0	0	0	5

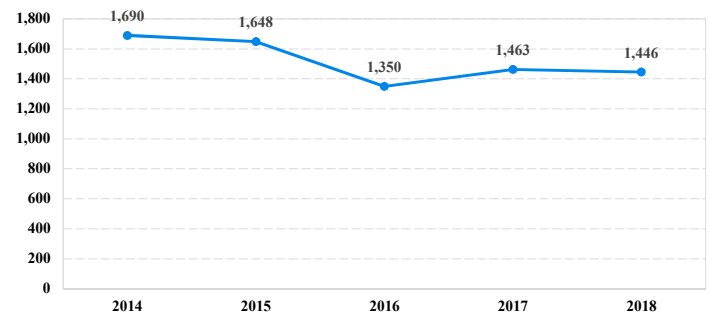
#### FINE ONLY

<b>Total</b>	<b>3</b>	<b>0</b>	<b>0</b>	<b>0</b>	<b>2</b>	<b>0</b>	<b>0</b>	<b>0</b>	<b>1</b>
--------------	----------	----------	----------	----------	----------	----------	----------	----------	----------

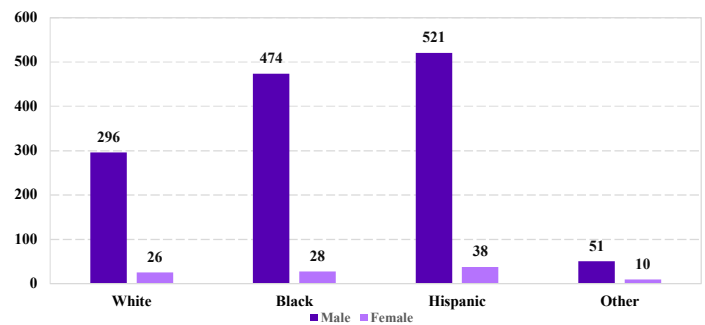
Cases with indeterminable sentence terms are excluded from the calculation of the Mean Sentence or Median Sentence category. Sentences greater than 470 months and probation were included in the sentence average computations as 470 months and zero months, respectively. Cases in the Total Receiving Prison and Total Receiving Probation categories total 100 percent of all cases. Cases missing information required for a specific analysis were excluded from that analysis. Descriptions of variables used in this analysis are provided in Appendix A.

SOURCE: U.S. Sentencing Commission, 2018 Datafile, USSCFY18.

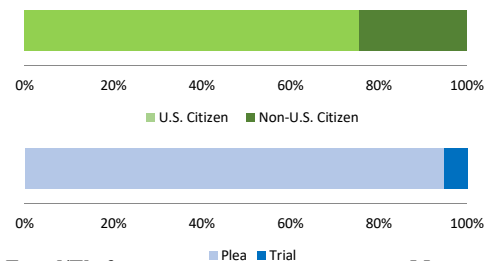
#### Number of Federal Offenders Over Time



#### Race and Gender



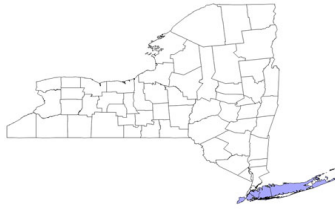
#### Citizenship, Guilty Pleas, and Trials



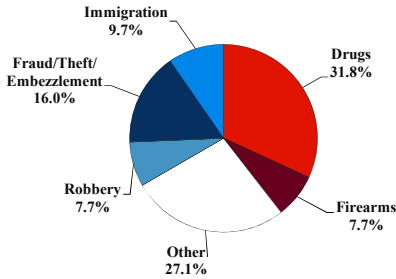


# District at a Glance

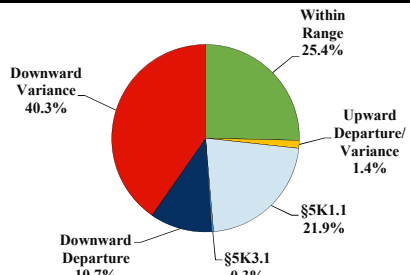
## Eastern District of New York Fiscal Year 2018



### Type of Crime



### Sentence Imposed Relative to the Guideline Range



### SENTENCING INFORMATION BY TYPE OF CRIME

	TOTAL	Immigration	Drug Trafficking	Firearms	Fraud/Theft /Embezzle	Robbery	Child Porn	Money Laundering	All Other
<b>Total</b>	<b>663</b>	<b>64</b>	<b>209</b>	<b>51</b>	<b>106</b>	<b>51</b>	<b>15</b>	<b>38</b>	<b>129</b>
Mean Sentence (months)	42	13	39	59	17	60	66	26	67
Median Sentence (months)	18	12	20	48	10	46	60	7	12

### IMPRISONMENT

	TOTAL	Immigration	Drug Trafficking	Firearms	Fraud/Theft /Embezzle	Robbery	Child Porn	Money Laundering	All Other
<b>Total Receiving Imprisonment</b>	<b>576</b>	<b>64</b>	<b>197</b>	<b>48</b>	<b>79</b>	<b>48</b>	<b>13</b>	<b>27</b>	<b>100</b>
Prison Only	541	64	188	44	70	41	12	26	96
Up to 12 Months	164	30	59	3	23	4	1	10	34
13 to 60 Months	248	33	85	22	44	18	5	14	27
61 to 120 Months	82	1	31	17	3	14	4	0	12
Over 120 Months	47	0	13	2	0	5	2	2	23
Prison and Alternatives	35	0	9	4	9	7	1	1	4

### PROBATION

	TOTAL	Immigration	Drug Trafficking	Firearms	Fraud/Theft /Embezzle	Robbery	Child Porn	Money Laundering	All Other
<b>Total Receiving Probation</b>	<b>87</b>	<b>0</b>	<b>12</b>	<b>3</b>	<b>27</b>	<b>3</b>	<b>2</b>	<b>11</b>	<b>29</b>
Probation Only	74	0	10	2	23	2	2	10	25
Probation and Alternatives	13	0	2	1	4	1	0	1	4

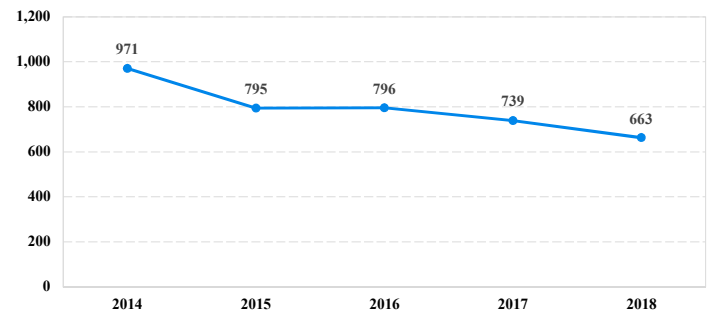
### FINE ONLY

	TOTAL	Immigration	Drug Trafficking	Firearms	Fraud/Theft /Embezzle	Robbery	Child Porn	Money Laundering	All Other
<b>Total</b>	<b>0</b>	<b>0</b>	<b>0</b>	<b>0</b>	<b>0</b>	<b>0</b>	<b>0</b>	<b>0</b>	<b>0</b>

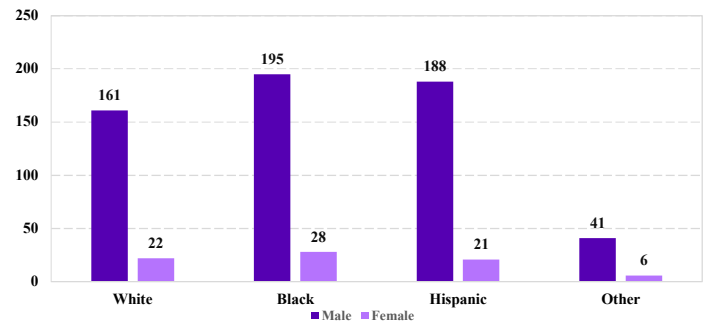
Cases with indeterminable sentence terms are excluded from the calculation of the Mean Sentence or Median Sentence category. Sentences greater than 470 months and probation were included in the sentence average computations as 470 months and zero months, respectively. Cases in the Total Receiving Prison and Total Receiving Probation categories total 100 percent of all cases. Cases missing information required for a specific analysis were excluded from that analysis. Descriptions of variables used in this analysis are provided in Appendix A.

SOURCE: U.S. Sentencing Commission, 2018 Datafile, USSCFY18.

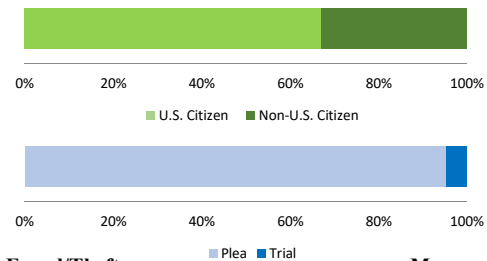
### Number of Federal Offenders Over Time



### Race and Gender



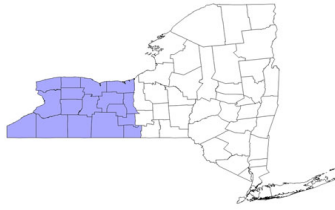
### Citizenship, Guilty Pleas, and Trials



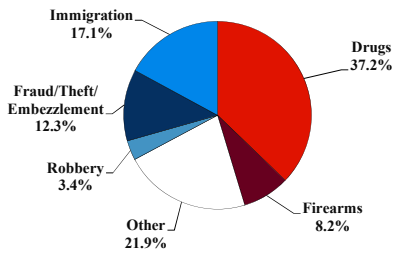
# District at a Glance

## Western District of New York

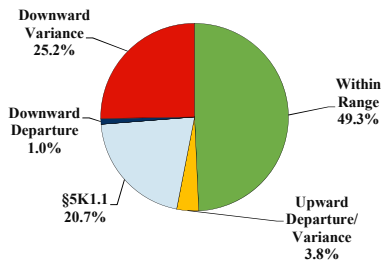
### Fiscal Year 2018



#### Type of Crime



#### Sentence Imposed Relative to the Guideline Range



#### SENTENCING INFORMATION BY TYPE OF CRIME

	TOTAL	Immigration	Drug Trafficking	Firearms	Fraud/Theft /Embezzle	Robbery	Child Porn	Money Laundering	All Other
<b>Total</b>	<b>503</b>	<b>86</b>	<b>183</b>	<b>41</b>	<b>62</b>	<b>17</b>	<b>20</b>	<b>16</b>	<b>78</b>
Mean Sentence (months)	56	3	63	72	17	164	89	35	90
Median Sentence (months)	27	2	48	60	10	147	66	12	24

#### IMPRISONMENT

<b>Total Receiving Imprisonment</b>	<b>450</b>	<b>84</b>	<b>173</b>	<b>39</b>	<b>41</b>	<b>17</b>	<b>20</b>	<b>15</b>	<b>61</b>
Prison Only	437	84	169	39	38	17	19	15	56
Up to 12 Months	126	77	15	2	12	0	0	7	13
13 to 60 Months	171	7	87	21	24	4	9	5	14
61 to 120 Months	75	0	44	11	2	2	5	1	10
Over 120 Months	65	0	23	5	0	11	5	2	19
Prison and Alternatives	13	0	4	0	3	0	1	0	5

#### PROBATION

<b>Total Receiving Probation</b>	<b>53</b>	<b>2</b>	<b>10</b>	<b>2</b>	<b>21</b>	<b>0</b>	<b>0</b>	<b>1</b>	<b>17</b>
Probation Only	38	1	6	2	13	0	0	1	15
Probation and Alternatives	15	1	4	0	8	0	0	0	2

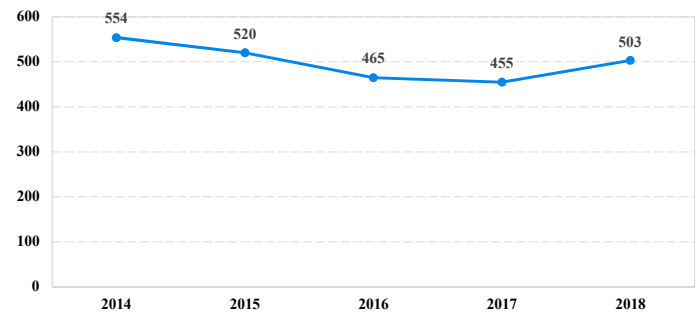
#### FINE ONLY

<b>Total</b>	<b>0</b>	<b>0</b>	<b>0</b>	<b>0</b>	<b>0</b>	<b>0</b>	<b>0</b>	<b>0</b>	<b>0</b>
--------------	----------	----------	----------	----------	----------	----------	----------	----------	----------

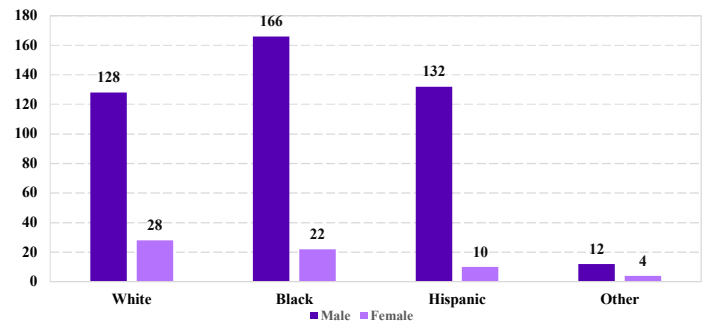
Cases with indeterminable sentence terms are excluded from the calculation of the Mean Sentence or Median Sentence category. Sentences greater than 470 months and probation were included in the sentence average computations as 470 months and zero months, respectively. Cases in the Total Receiving Prison and Total Receiving Probation categories total 100 percent of all cases. Cases missing information required for a specific analysis were excluded from that analysis. Descriptions of variables used in this analysis are provided in Appendix A.

SOURCE: U.S. Sentencing Commission, 2018 Datafile, USSCFY18.

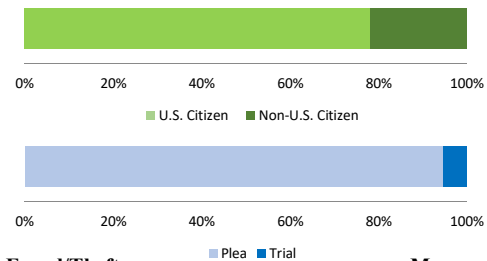
#### Number of Federal Offenders Over Time



#### Race and Gender



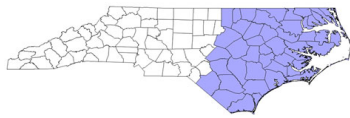
#### Citizenship, Guilty Pleas, and Trials



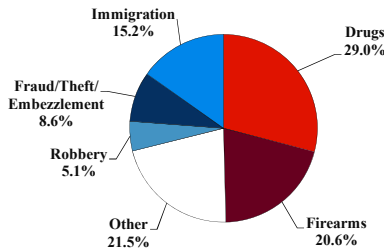
# District at a Glance

## Eastern District of North Carolina

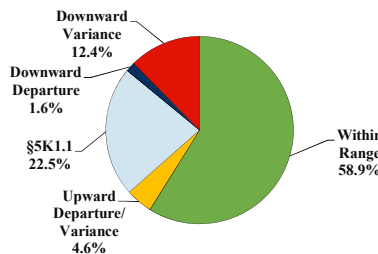
### Fiscal Year 2018



#### Type of Crime



#### Sentence Imposed Relative to the Guideline Range



#### SENTENCING INFORMATION BY TYPE OF CRIME

	TOTAL	Immigration	Drug Trafficking	Firearms	Fraud/Theft /Embezzle	Robbery	Child Porn	Money Laundering	All Other
<b>Total</b>	<b>744</b>	<b>113</b>	<b>194</b>	<b>153</b>	<b>64</b>	<b>38</b>	<b>12</b>	<b>21</b>	<b>149</b>
Mean Sentence (months)	60	13	87	85	14	119	152	81	31
Median Sentence (months)	30	8	72	63	2	112	130	33	1

#### IMPRISONMENT

	TOTAL	Immigration	Drug Trafficking	Firearms	Fraud/Theft /Embezzle	Robbery	Child Porn	Money Laundering	All Other
<b>Total Receiving Imprisonment</b>	<b>639</b>	<b>113</b>	<b>190</b>	<b>150</b>	<b>35</b>	<b>38</b>	<b>12</b>	<b>18</b>	<b>83</b>
Prison Only	636	113	189	150	35	38	12	18	81
Up to 12 Months	127	70	8	4	12	0	0	1	32
13 to 60 Months	247	42	74	68	20	5	1	10	27
61 to 120 Months	158	1	63	53	3	20	5	4	9
Over 120 Months	104	0	44	25	0	13	6	3	13
Prison and Alternatives	3	0	1	0	0	0	0	0	2

#### PROBATION

	TOTAL	Immigration	Drug Trafficking	Firearms	Fraud/Theft /Embezzle	Robbery	Child Porn	Money Laundering	All Other
<b>Total Receiving Probation</b>	<b>99</b>	<b>0</b>	<b>4</b>	<b>3</b>	<b>24</b>	<b>0</b>	<b>0</b>	<b>3</b>	<b>65</b>
Probation Only	85	0	4	2	20	0	0	2	57
Probation and Alternatives	14	0	0	1	4	0	0	1	8

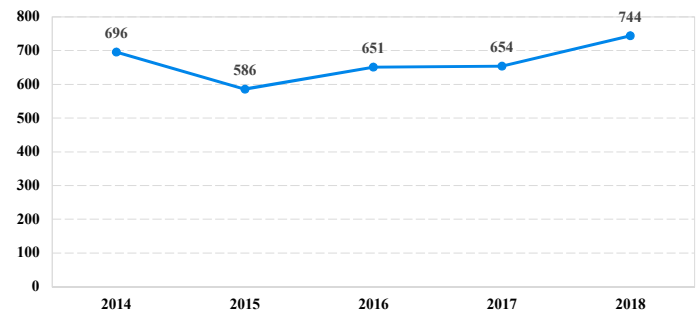
#### FINE ONLY

	TOTAL	Immigration	Drug Trafficking	Firearms	Fraud/Theft /Embezzle	Robbery	Child Porn	Money Laundering	All Other
<b>Total</b>	<b>6</b>	<b>0</b>	<b>0</b>	<b>0</b>	<b>5</b>	<b>0</b>	<b>0</b>	<b>0</b>	<b>1</b>

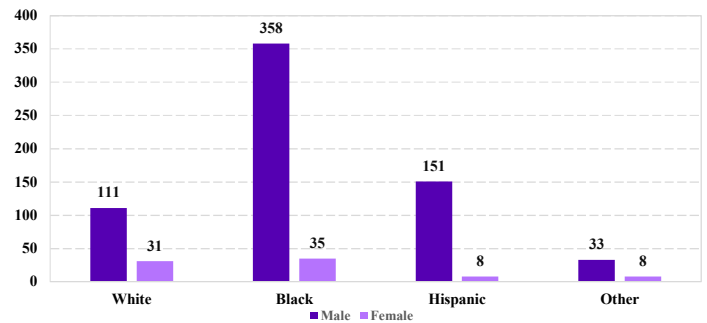
Cases with indeterminable sentence terms are excluded from the calculation of the Mean Sentence or Median Sentence category. Sentences greater than 470 months and probation were included in the sentence average computations as 470 months and zero months, respectively. Cases in the Total Receiving Prison and Total Receiving Probation categories total 100 percent of all cases. Cases missing information required for a specific analysis were excluded from that analysis. Descriptions of variables used in this analysis are provided in Appendix A.

SOURCE: U.S. Sentencing Commission, 2018 Datafile, USSCFY18.

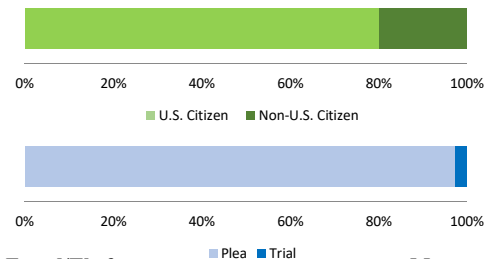
#### Number of Federal Offenders Over Time



#### Race and Gender



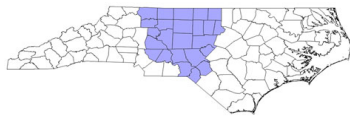
#### Citizenship, Guilty Pleas, and Trials



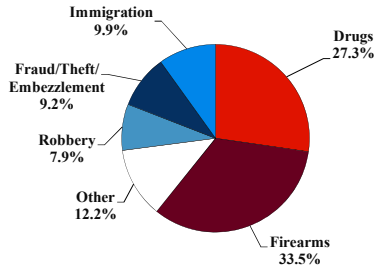
# District at a Glance

## Middle District of North Carolina

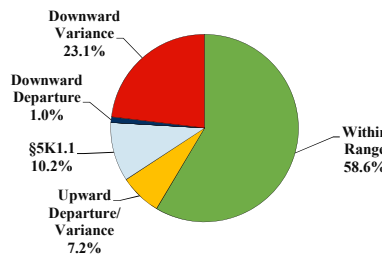
### Fiscal Year 2018



#### Type of Crime



#### Sentence Imposed Relative to the Guideline Range



#### SENTENCING INFORMATION BY TYPE OF CRIME

	TOTAL	Immigration	Drug Trafficking	Firearms	Fraud/Theft /Embezzle	Robbery	Child Porn	Money Laundering	All Other
<b>Total</b>	<b>403</b>	<b>40</b>	<b>110</b>	<b>135</b>	<b>37</b>	<b>32</b>	<b>11</b>	<b>2</b>	<b>36</b>
Mean Sentence (months)	63	22	73	55	26	117	120	--	78
Median Sentence (months)	48	23	60	51	24	87	120	--	23

#### IMPRISONMENT

<b>Total Receiving Imprisonment</b>	<b>372</b>	<b>39</b>	<b>101</b>	<b>129</b>	<b>29</b>	<b>32</b>	<b>11</b>	<b>1</b>	<b>30</b>
Prison Only	352	39	89	124	29	31	10	0	30
Up to 12 Months	23	10	3	2	6	0	0	0	2
13 to 60 Months	206	29	46	87	19	7	2	0	16
61 to 120 Months	84	0	27	32	4	11	5	0	5
Over 120 Months	39	0	13	3	0	13	3	0	7
Prison and Alternatives	20	0	12	5	0	1	1	1	0

#### PROBATION

<b>Total Receiving Probation</b>	<b>30</b>	<b>1</b>	<b>9</b>	<b>6</b>	<b>7</b>	<b>0</b>	<b>0</b>	<b>1</b>	<b>6</b>
Probation Only	20	1	6	4	6	0	0	0	3
Probation and Alternatives	10	0	3	2	1	0	0	1	3

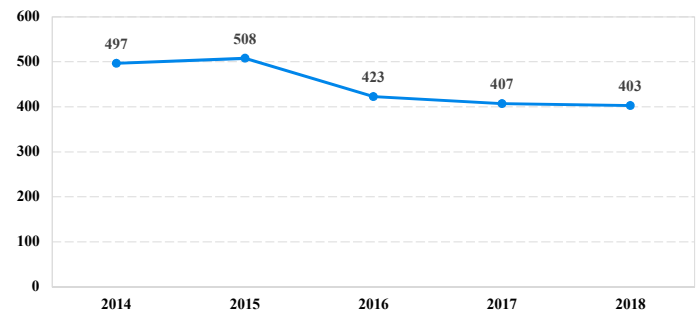
#### FINE ONLY

<b>Total</b>	<b>1</b>	<b>0</b>	<b>0</b>	<b>0</b>	<b>1</b>	<b>0</b>	<b>0</b>	<b>0</b>	<b>0</b>
--------------	----------	----------	----------	----------	----------	----------	----------	----------	----------

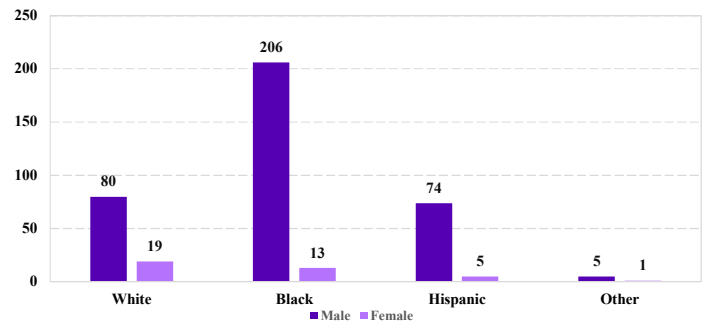
Cases with indeterminable sentence terms are excluded from the calculation of the Mean Sentence or Median Sentence category. Sentences greater than 470 months and probation were included in the sentence average computations as 470 months and zero months, respectively. Cases in the Total Receiving Prison and Total Receiving Probation categories total 100 percent of all cases. Cases missing information required for a specific analysis were excluded from that analysis. Descriptions of variables used in this analysis are provided in Appendix A.

SOURCE: U.S. Sentencing Commission, 2018 Datafile, USSCFY18.

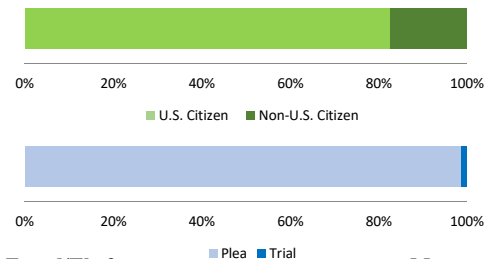
#### Number of Federal Offenders Over Time



#### Race and Gender



#### Citizenship, Guilty Pleas, and Trials



Legend: U.S. Citizen (light green), Non-U.S. Citizen (dark green), Plea (light blue), Trial (dark blue)

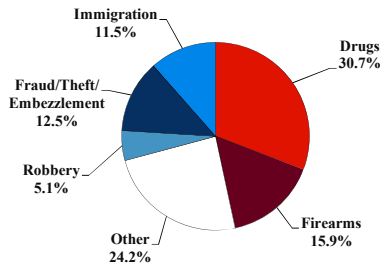
# District at a Glance

## Western District of North Carolina

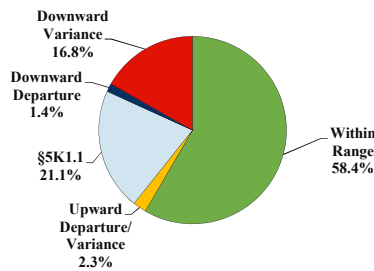
### Fiscal Year 2018



#### Type of Crime



#### Sentence Imposed Relative to the Guideline Range



#### SENTENCING INFORMATION BY TYPE OF CRIME

	TOTAL	Immigration	Drug Trafficking	Firearms	Fraud/Theft /Embezzle	Robbery	Child Porn	Money Laundering	All Other
	566	65	172	90	71	29	20	15	104
Mean Sentence (months)	70	11	96	51	26	122	111	57	88
Median Sentence (months)	41	8	78	41	24	120	108	57	29

#### IMPRISONMENT

<b>Total Receiving Imprisonment</b>	<b>521</b>	<b>57</b>	<b>168</b>	<b>88</b>	<b>53</b>	<b>29</b>	<b>20</b>	<b>14</b>	<b>92</b>
Prison Only	510	57	164	86	50	29	20	13	91
Up to 12 Months	58	34	5	1	8	0	1	1	8
13 to 60 Months	244	23	57	64	36	4	3	5	52
61 to 120 Months	117	0	58	16	6	11	11	7	8
Over 120 Months	91	0	44	5	0	14	5	0	23
Prison and Alternatives	11	0	4	2	3	0	0	1	1

#### PROBATION

<b>Total Receiving Probation</b>	<b>45</b>	<b>8</b>	<b>4</b>	<b>2</b>	<b>18</b>	<b>0</b>	<b>0</b>	<b>1</b>	<b>12</b>
Probation Only	26	6	2	1	11	0	0	1	5
Probation and Alternatives	19	2	2	1	7	0	0	0	7

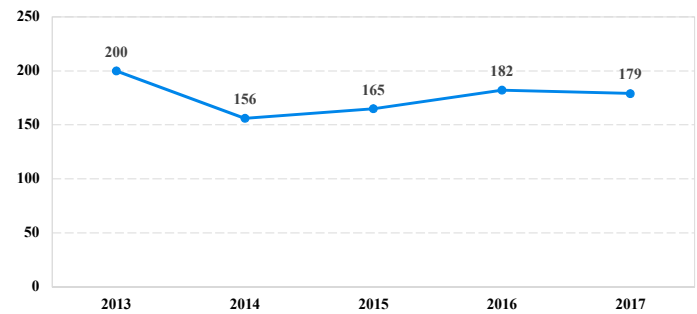
#### FINE ONLY

	<b>0</b>	<b>0</b>	<b>0</b>	<b>0</b>	<b>0</b>	<b>0</b>	<b>0</b>	<b>0</b>	<b>0</b>
--	----------	----------	----------	----------	----------	----------	----------	----------	----------

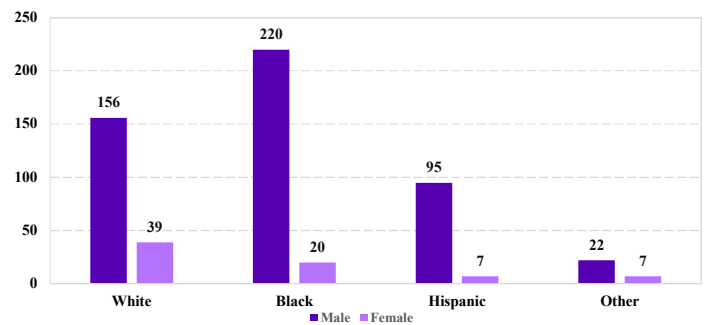
Cases with indeterminable sentence terms are excluded from the calculation of the Mean Sentence or Median Sentence category. Sentences greater than 470 months and probation were included in the sentence average computations as 470 months and zero months, respectively. Cases in the Total Receiving Prison and Total Receiving Probation categories total 100 percent of all cases. Cases missing information required for a specific analysis were excluded from that analysis. Descriptions of variables used in this analysis are provided in Appendix A.

SOURCE: U.S. Sentencing Commission, 2018 Datafile, USSCFY18.

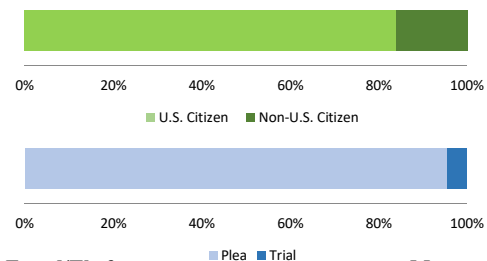
#### Number of Federal Offenders Over Time



#### Race and Gender



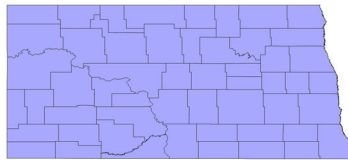
#### Citizenship, Guilty Pleas, and Trials



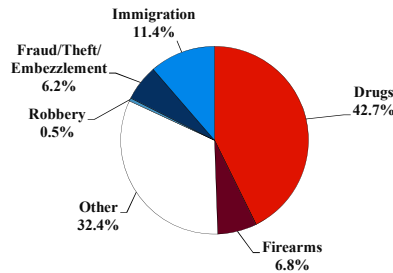
# District at a Glance

## District of North Dakota

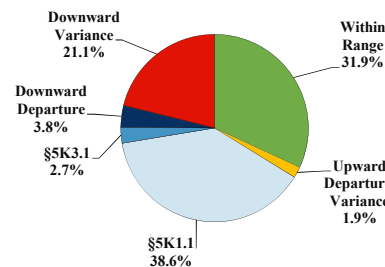
### Fiscal Year 2018



#### Type of Crime



#### Sentence Imposed Relative to the Guideline Range



#### SENTENCING INFORMATION BY TYPE OF CRIME

	TOTAL	Immigration	Drug Trafficking	Firearms	Fraud/Theft /Embezzle	Robbery	Child Porn	Money Laundering	All Other
<b>Total</b>	<b>370</b>	<b>42</b>	<b>157</b>	<b>25</b>	<b>23</b>	<b>2</b>	<b>7</b>	<b>19</b>	<b>95</b>
Mean Sentence (months)	55	6	64	58	7	--	99	68	67
Median Sentence (months)	30	4	60	50	0	--	48	60	20

#### IMPRISONMENT

<b>Total Receiving Imprisonment</b>	<b>363</b>	<b>42</b>	<b>157</b>	<b>25</b>	<b>19</b>	<b>2</b>	<b>7</b>	<b>19</b>	<b>92</b>
Prison Only	343	42	152	25	17	2	7	18	80
Up to 12 Months	98	36	25	3	12	0	0	4	18
13 to 60 Months	135	6	57	14	5	1	4	5	43
61 to 120 Months	71	0	53	6	0	1	1	5	5
Over 120 Months	39	0	17	2	0	0	2	4	14
Prison and Alternatives	20	0	5	0	2	0	0	1	12

#### PROBATION

<b>Total Receiving Probation</b>	<b>6</b>	<b>0</b>	<b>0</b>	<b>0</b>	<b>3</b>	<b>0</b>	<b>0</b>	<b>0</b>	<b>3</b>
Probation Only	6	0	0	0	3	0	0	0	3
Probation and Alternatives	0	0	0	0	0	0	0	0	0

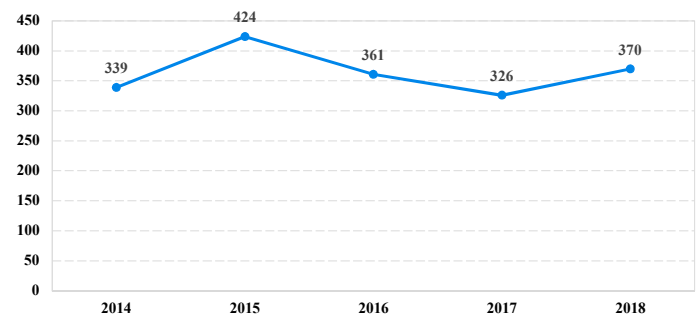
#### FINE ONLY

<b>Total</b>	<b>1</b>	<b>0</b>	<b>0</b>	<b>0</b>	<b>1</b>	<b>0</b>	<b>0</b>	<b>0</b>	<b>0</b>
--------------	----------	----------	----------	----------	----------	----------	----------	----------	----------

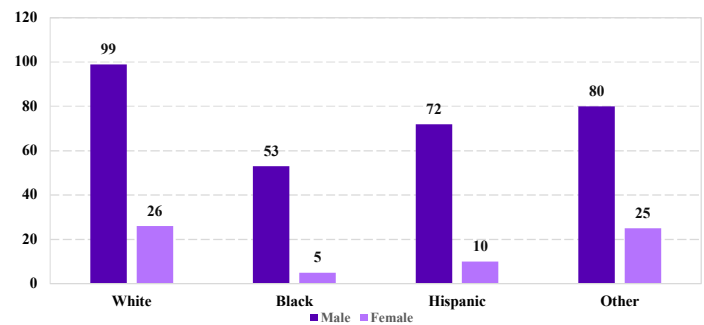
Cases with indeterminable sentence terms are excluded from the calculation of the Mean Sentence or Median Sentence category. Sentences greater than 470 months and probation were included in the sentence average computations as 470 months and zero months, respectively. Cases in the Total Receiving Prison and Total Receiving Probation categories total 100 percent of all cases. Cases missing information required for a specific analysis were excluded from that analysis. Descriptions of variables used in this analysis are provided in Appendix A.

SOURCE: U.S. Sentencing Commission, 2018 Datafile, USSCFY18.

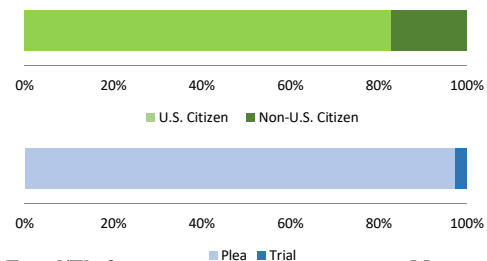
#### Number of Federal Offenders Over Time



#### Race and Gender



#### Citizenship, Guilty Pleas, and Trials



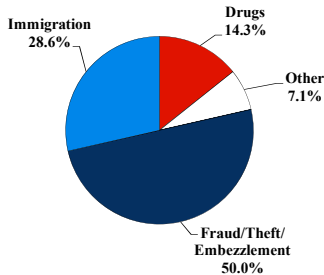
# District at a Glance

## Northern Mariana Islands

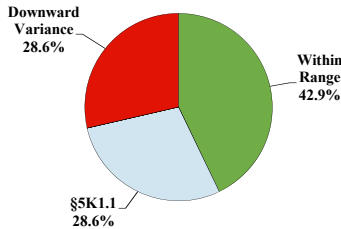
### Fiscal Year 2018



#### Type of Crime



#### Sentence Imposed Relative to the Guideline Range



#### SENTENCING INFORMATION BY TYPE OF CRIME

	TOTAL	Immigration	Drug Trafficking	Firearms	Fraud/Theft /Embezzle	Robbery	Child Porn	Money Laundering	All Other
	14	4	2	0	7	0	0	1	0
Mean Sentence (months)	20	11	--	--	13	--	--	--	--
Median Sentence (months)	12	10	--	--	8	--	--	--	--

#### IMPRISONMENT

<b>Total Receiving Imprisonment</b>	<b>11</b>	<b>3</b>	<b>2</b>	<b>0</b>	<b>5</b>	<b>0</b>	<b>0</b>	<b>1</b>	<b>0</b>
Prison Only	10	3	2	0	4	0	0	1	0
Up to 12 Months	3	1	0	0	2	0	0	0	0
13 to 60 Months	6	2	1	0	2	0	0	1	0
61 to 120 Months	1	0	1	0	0	0	0	0	0
Over 120 Months	0	0	0	0	0	0	0	0	0
Prison and Alternatives	1	0	0	0	1	0	0	0	0

#### PROBATION

<b>Total Receiving Probation</b>	<b>3</b>	<b>1</b>	<b>0</b>	<b>0</b>	<b>2</b>	<b>0</b>	<b>0</b>	<b>0</b>	<b>0</b>
Probation Only	2	0	0	0	2	0	0	0	0
Probation and Alternatives	1	1	0	0	0	0	0	0	0

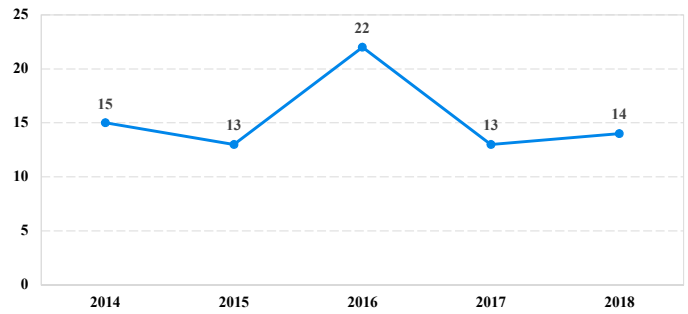
#### FINE ONLY

<b>FINE ONLY</b>	<b>0</b>	<b>0</b>	<b>0</b>	<b>0</b>	<b>0</b>	<b>0</b>	<b>0</b>	<b>0</b>	<b>0</b>
------------------	----------	----------	----------	----------	----------	----------	----------	----------	----------

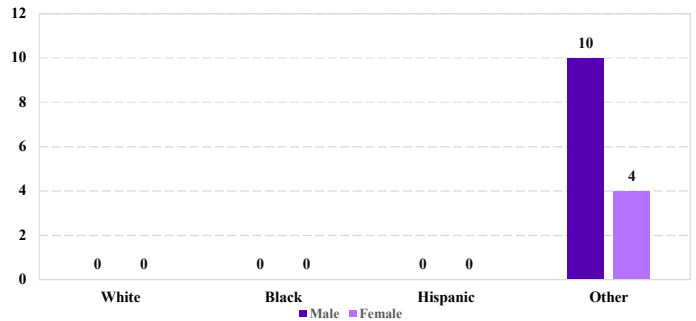
Cases with indeterminable sentence terms are excluded from the calculation of the Mean Sentence or Median Sentence category. Sentences greater than 470 months and probation were included in the sentence average computations as 470 months and zero months, respectively. Cases in the Total Receiving Prison and Total Receiving Probation categories total 100 percent of all cases. Cases missing information required for a specific analysis were excluded from that analysis. Descriptions of variables used in this analysis are provided in Appendix A.

SOURCE: U.S. Sentencing Commission, 2018 Datafile, USSCFY18.

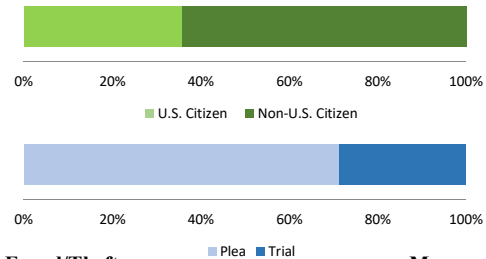
#### Number of Federal Offenders Over Time



#### Race and Gender



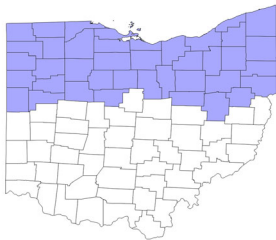
#### Citizenship, Guilty Pleas, and Trials



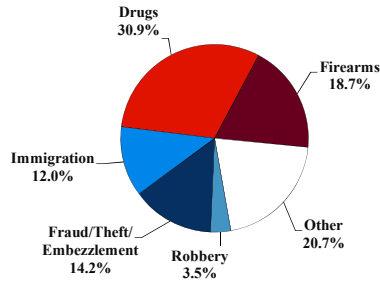
# District at a Glance

## Northern District of Ohio

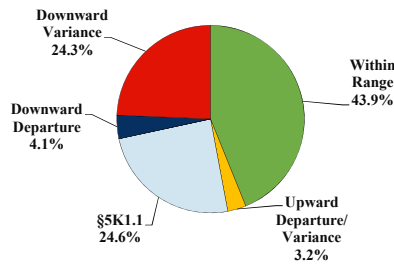
### Fiscal Year 2018



#### Type of Crime



#### Sentence Imposed Relative to the Guideline Range



#### SENTENCING INFORMATION BY TYPE OF CRIME

	TOTAL	Immigration	Drug Trafficking	Firearms	Fraud/Theft /Embezzle	Robbery	Child Porn	Money Laundering	All Other
<b>Total</b>	<b>716</b>	<b>86</b>	<b>221</b>	<b>134</b>	<b>102</b>	<b>25</b>	<b>35</b>	<b>63</b>	<b>50</b>
Mean Sentence (months)	58	6	80	56	19	130	122	40	77
Median Sentence (months)	36	4	60	48	12	87	96	24	13

#### IMPRISONMENT

<b>Total Receiving Imprisonment</b>	<b>654</b>	<b>84</b>	<b>212</b>	<b>128</b>	<b>71</b>	<b>25</b>	<b>35</b>	<b>59</b>	<b>40</b>
Prison Only	624	84	201	125	61	25	35	59	34
Up to 12 Months	122	72	8	3	13	0	0	19	7
13 to 60 Months	267	12	88	76	41	5	7	25	13
61 to 120 Months	149	0	62	41	7	12	14	10	3
Over 120 Months	86	0	43	5	0	8	14	5	11
Prison and Alternatives	30	0	11	3	10	0	0	0	6

#### PROBATION

<b>Total Receiving Probation</b>	<b>62</b>	<b>2</b>	<b>9</b>	<b>6</b>	<b>31</b>	<b>0</b>	<b>0</b>	<b>4</b>	<b>10</b>
Probation Only	30	2	7	1	12	0	0	2	6
Probation and Alternatives	32	0	2	5	19	0	0	2	4

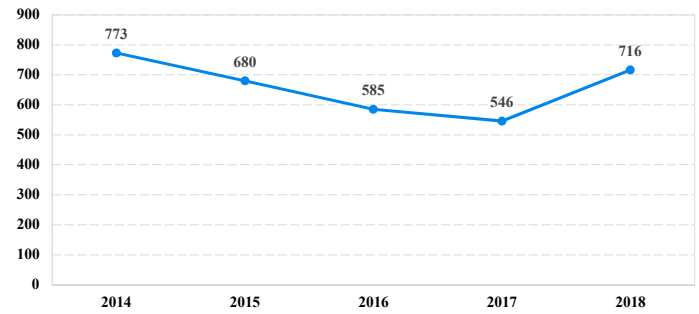
#### FINE ONLY

<b>Total</b>	<b>0</b>	<b>0</b>	<b>0</b>	<b>0</b>	<b>0</b>	<b>0</b>	<b>0</b>	<b>0</b>	<b>0</b>
--------------	----------	----------	----------	----------	----------	----------	----------	----------	----------

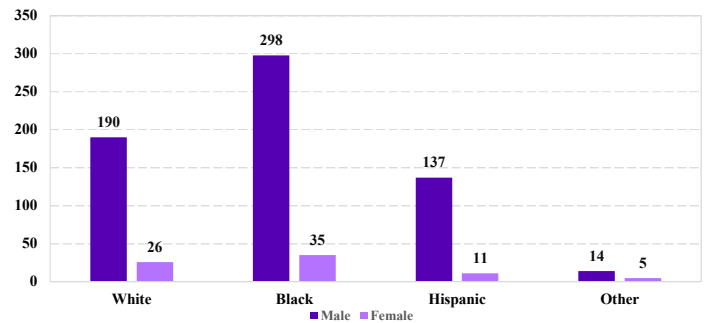
Cases with indeterminable sentence terms are excluded from the calculation of the Mean Sentence or Median Sentence category. Sentences greater than 470 months and probation were included in the sentence average computations as 470 months and zero months, respectively. Cases in the Total Receiving Prison and Total Receiving Probation categories total 100 percent of all cases. Cases missing information required for a specific analysis were excluded from that analysis. Descriptions of variables used in this analysis are provided in Appendix A.

SOURCE: U.S. Sentencing Commission, 2018 Datafile, USSCFY18.

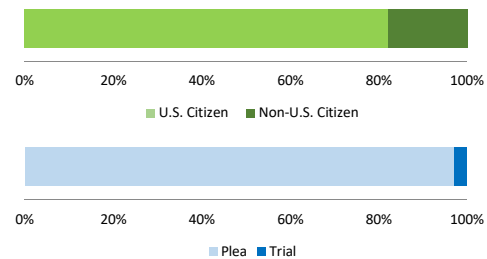
#### Number of Federal Offenders Over Time



#### Race and Gender



#### Citizenship, Guilty Pleas, and Trials

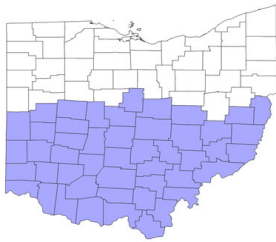




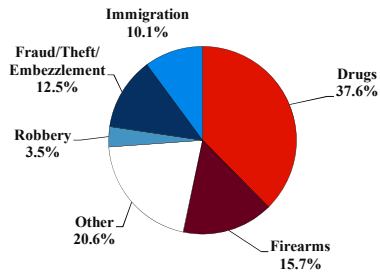
# District at a Glance

## Southern District of Ohio

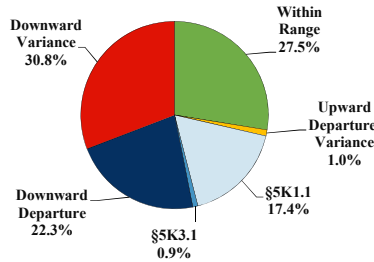
### Fiscal Year 2018



#### Type of Crime



#### Sentence Imposed Relative to the Guideline Range



#### SENTENCING INFORMATION BY TYPE OF CRIME

	TOTAL	Immigration	Drug Trafficking	Firearms	Fraud/Theft /Embezzle	Robbery	Child Porn	Money Laundering	All Other
Total	574	58	211	90	72	20	27	23	73
Mean Sentence (months)	47	7	58	39	12	76	85	53	71
Median Sentence (months)	30	6	48	37	6	53	84	41	30

#### IMPRISONMENT

<b>Total Receiving Imprisonment</b>	<b>516</b>	<b>55</b>	<b>211</b>	<b>87</b>	<b>39</b>	<b>20</b>	<b>27</b>	<b>22</b>	<b>55</b>
Prison Only	493	55	205	81	34	19	25	22	52
Up to 12 Months	80	50	9	6	6	0	0	6	3
13 to 60 Months	279	5	126	65	27	12	10	8	26
61 to 120 Months	93	0	58	10	1	2	10	4	8
Over 120 Months	41	0	12	0	0	5	5	4	15
Prison and Alternatives	23	0	6	6	5	1	2	0	3

#### PROBATION

<b>Total Receiving Probation</b>	<b>57</b>	<b>3</b>	<b>0</b>	<b>3</b>	<b>32</b>	<b>0</b>	<b>0</b>	<b>1</b>	<b>18</b>
Probation Only	38	2	0	2	21	0	0	0	13
Probation and Alternatives	19	1	0	1	11	0	0	1	5

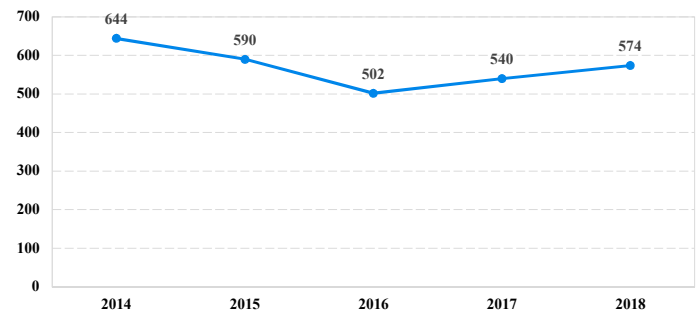
#### FINE ONLY

<b>FINE ONLY</b>	<b>1</b>	<b>0</b>	<b>0</b>	<b>0</b>	<b>1</b>	<b>0</b>	<b>0</b>	<b>0</b>	<b>0</b>
------------------	----------	----------	----------	----------	----------	----------	----------	----------	----------

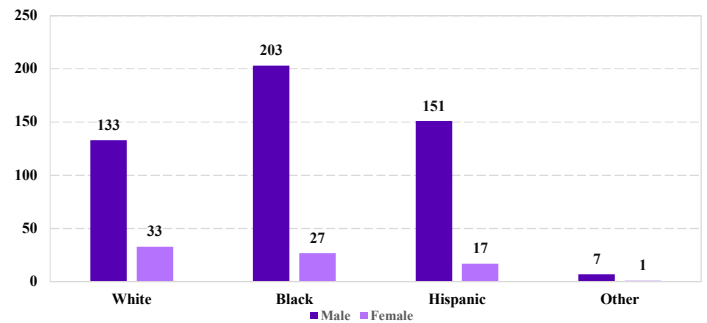
Cases with indeterminable sentence terms are excluded from the calculation of the Mean Sentence or Median Sentence category. Sentences greater than 470 months and probation were included in the sentence average computations as 470 months and zero months, respectively. Cases in the Total Receiving Prison and Total Receiving Probation categories total 100 percent of all cases. Cases missing information required for a specific analysis were excluded from that analysis. Descriptions of variables used in this analysis are provided in Appendix A.

SOURCE: U.S. Sentencing Commission, 2018 Datafile, USSCFY18.

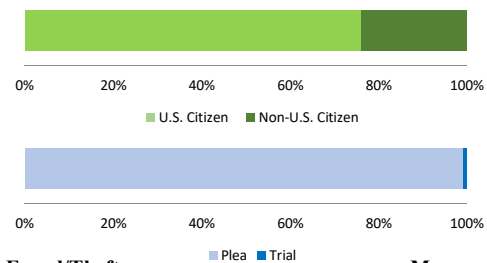
#### Number of Federal Offenders Over Time



#### Race and Gender



#### Citizenship, Guilty Pleas, and Trials

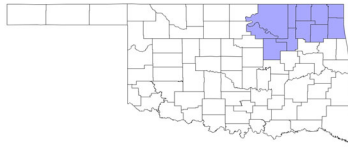


Legend: U.S. Citizen (light blue), Non-U.S. Citizen (dark blue)

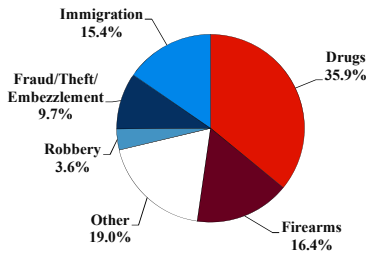
# District at a Glance

## Northern District of Oklahoma

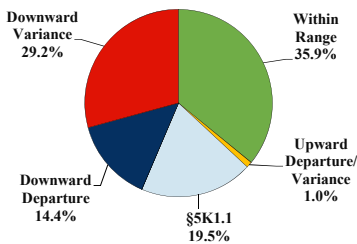
### Fiscal Year 2018



#### Type of Crime



#### Sentence Imposed Relative to the Guideline Range



#### SENTENCING INFORMATION BY TYPE OF CRIME

	TOTAL	Immigration	Drug Trafficking	Firearms	Fraud/Theft /Embezzle	Robbery	Child Porn	Money Laundering	All Other
<b>Total</b>	<b>195</b>	<b>30</b>	<b>69</b>	<b>32</b>	<b>19</b>	<b>7</b>	<b>10</b>	<b>7</b>	<b>21</b>
Mean Sentence (months)	49	11	62	51	11	62	63	15	96
Median Sentence (months)	24	7	46	32	3	46	59	12	14

#### IMPRISONMENT

<b>Total Receiving Imprisonment</b>	<b>159</b>	<b>30</b>	<b>60</b>	<b>29</b>	<b>7</b>	<b>7</b>	<b>10</b>	<b>4</b>	<b>12</b>
Prison Only	126	30	40	23	6	5	9	3	10
Up to 12 Months	22	19	0	1	2	0	0	0	0
13 to 60 Months	66	11	23	17	3	2	4	3	3
61 to 120 Months	24	0	12	4	1	2	4	0	1
Over 120 Months	14	0	5	1	0	1	1	0	6
Prison and Alternatives	33	0	20	6	1	2	1	1	2

#### PROBATION

<b>Total Receiving Probation</b>	<b>35</b>	<b>0</b>	<b>9</b>	<b>3</b>	<b>11</b>	<b>0</b>	<b>0</b>	<b>3</b>	<b>9</b>
Probation Only	13	0	0	2	6	0	0	1	4
Probation and Alternatives	22	0	9	1	5	0	0	2	5

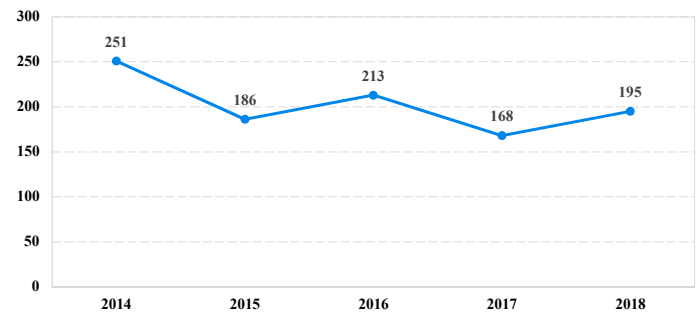
#### FINE ONLY

<b>Total</b>	<b>1</b>	<b>0</b>	<b>0</b>	<b>0</b>	<b>1</b>	<b>0</b>	<b>0</b>	<b>0</b>	<b>0</b>
--------------	----------	----------	----------	----------	----------	----------	----------	----------	----------

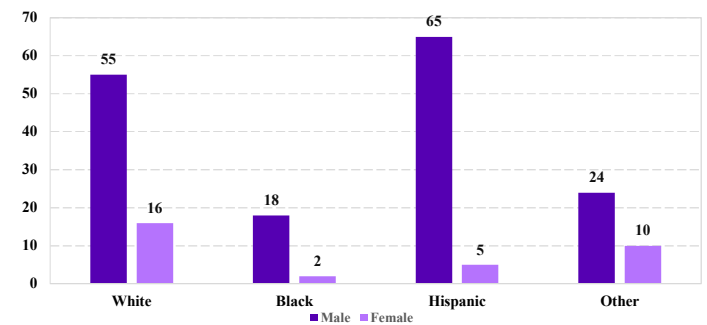
Cases with indeterminable sentence terms are excluded from the calculation of the Mean Sentence or Median Sentence category. Sentences greater than 470 months and probation were included in the sentence average computations as 470 months and zero months, respectively. Cases in the Total Receiving Prison and Total Receiving Probation categories total 100 percent of all cases. Cases missing information required for a specific analysis were excluded from that analysis. Descriptions of variables used in this analysis are provided in Appendix A.

SOURCE: U.S. Sentencing Commission, 2018 Datafile, USSCFY18.

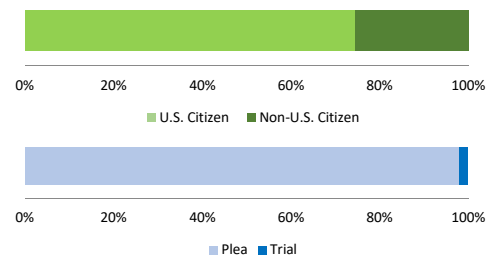
#### Number of Federal Offenders Over Time



#### Race and Gender



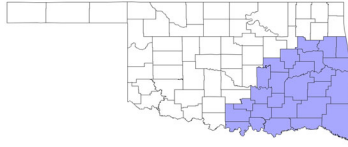
#### Citizenship, Guilty Pleas, and Trials



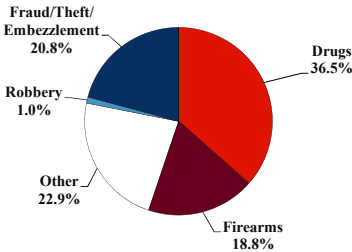
# District at a Glance

## Eastern District of Oklahoma

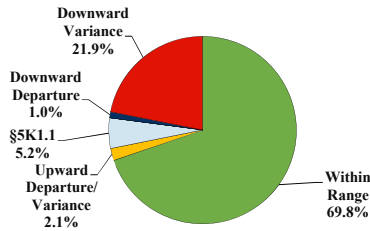
### Fiscal Year 2018



#### Type of Crime



#### Sentence Imposed Relative to the Guideline Range



#### SENTENCING INFORMATION BY TYPE OF CRIME

	TOTAL	Immigration	Drug Trafficking	Firearms	Fraud/Theft /Embezzle	Robbery	Child Porn	Money Laundering	All Other
	96	0	35	18	20	1	3	0	19
Mean Sentence (months)	69	--	101	57	12	--	128	--	76
Median Sentence (months)	46	--	96	42	6	--	120	--	27

#### IMPRISONMENT

<b>Total Receiving Imprisonment</b>	<b>85</b>	<b>0</b>	<b>33</b>	<b>18</b>	<b>13</b>	<b>1</b>	<b>3</b>	<b>0</b>	<b>17</b>
Prison Only	84	0	33	18	12	1	3	0	17
Up to 12 Months	6	0	0	0	5	0	0	0	1
13 to 60 Months	43	0	10	15	7	1	0	0	10
61 to 120 Months	21	0	15	1	0	0	2	0	3
Over 120 Months	14	0	8	2	0	0	1	0	3
Prison and Alternatives	1	0	0	0	1	0	0	0	0

#### PROBATION

<b>Total Receiving Probation</b>	<b>11</b>	<b>0</b>	<b>2</b>	<b>0</b>	<b>7</b>	<b>0</b>	<b>0</b>	<b>0</b>	<b>2</b>
Probation Only	6	0	1	0	3	0	0	0	2
Probation and Alternatives	5	0	1	0	4	0	0	0	0

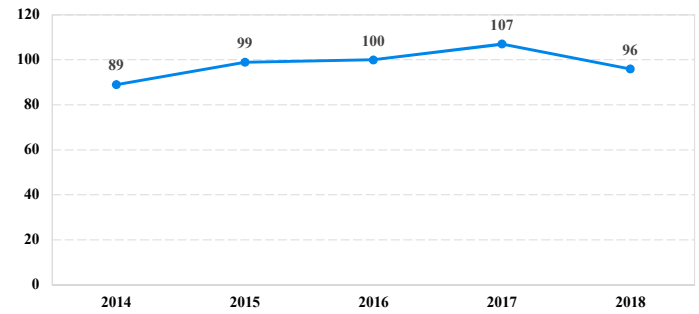
#### FINE ONLY

	<b>0</b>	<b>0</b>	<b>0</b>	<b>0</b>	<b>0</b>	<b>0</b>	<b>0</b>	<b>0</b>	<b>0</b>
--	----------	----------	----------	----------	----------	----------	----------	----------	----------

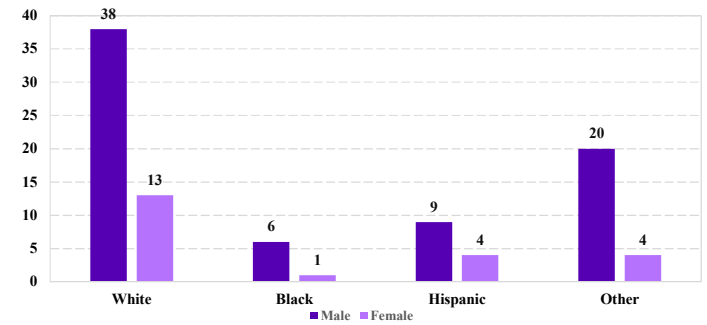
Cases with indeterminable sentence terms are excluded from the calculation of the Mean Sentence or Median Sentence category. Sentences greater than 470 months and probation were included in the sentence average computations as 470 months and zero months, respectively. Cases in the Total Receiving Prison and Total Receiving Probation categories total 100 percent of all cases. Cases missing information required for a specific analysis were excluded from that analysis. Descriptions of variables used in this analysis are provided in Appendix A.

SOURCE: U.S. Sentencing Commission, 2018 Datafile, USSCFY18.

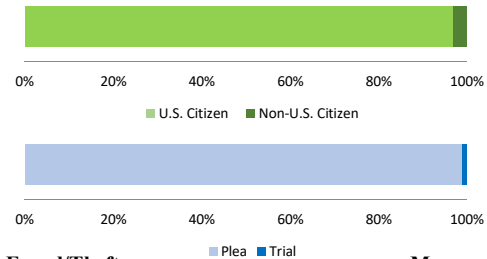
#### Number of Federal Offenders Over Time



#### Race and Gender



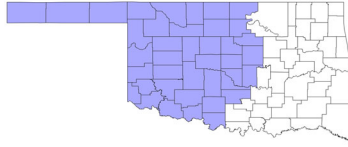
#### Citizenship, Guilty Pleas, and Trials



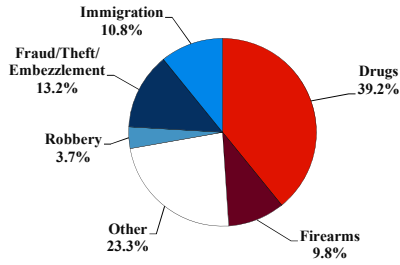
# District at a Glance

## Western District of Oklahoma

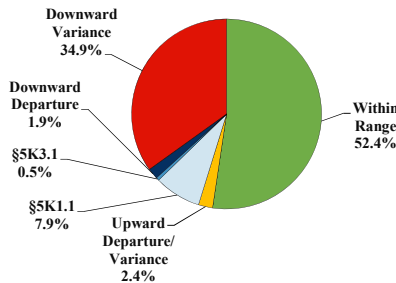
### Fiscal Year 2018



#### Type of Crime



#### Sentence Imposed Relative to the Guideline Range



#### SENTENCING INFORMATION BY TYPE OF CRIME

	TOTAL	Immigration	Drug Trafficking	Firearms	Fraud/Theft /Embezzle	Robbery	Child Porn	Money Laundering	All Other
<b>Total</b>	<b>378</b>	<b>41</b>	<b>100</b>	<b>37</b>	<b>50</b>	<b>14</b>	<b>9</b>	<b>14</b>	<b>113</b>
Mean Sentence (months)	45	14	74	73	22	61	38	154	18
Median Sentence (months)	18	9	64	60	12	58	30	140	0

#### IMPRISONMENT

	TOTAL	Immigration	Drug Trafficking	Firearms	Fraud/Theft /Embezzle	Robbery	Child Porn	Money Laundering	All Other
<b>Total Receiving Imprisonment</b>	<b>293</b>	<b>41</b>	<b>94</b>	<b>37</b>	<b>35</b>	<b>14</b>	<b>9</b>	<b>14</b>	<b>49</b>
Prison Only	289	41	93	36	34	14	9	14	48
Up to 12 Months	73	27	10	3	8	1	0	0	24
13 to 60 Months	121	14	31	18	23	9	8	3	15
61 to 120 Months	57	0	37	9	1	3	0	2	5
Over 120 Months	38	0	15	6	2	1	1	9	4
Prison and Alternatives	4	0	1	1	1	0	0	0	1

#### PROBATION

	TOTAL	Immigration	Drug Trafficking	Firearms	Fraud/Theft /Embezzle	Robbery	Child Porn	Money Laundering	All Other
<b>Total Receiving Probation</b>	<b>43</b>	<b>0</b>	<b>5</b>	<b>0</b>	<b>8</b>	<b>0</b>	<b>0</b>	<b>0</b>	<b>30</b>
Probation Only	34	0	2	0	4	0	0	0	28
Probation and Alternatives	9	0	3	0	4	0	0	0	2

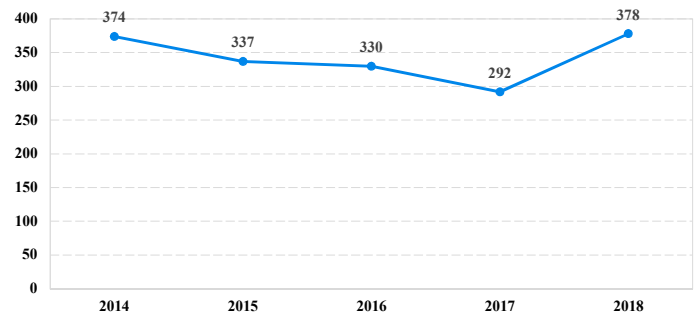
#### FINE ONLY

	TOTAL	Immigration	Drug Trafficking	Firearms	Fraud/Theft /Embezzle	Robbery	Child Porn	Money Laundering	All Other
<b>Total</b>	<b>42</b>	<b>0</b>	<b>1</b>	<b>0</b>	<b>7</b>	<b>0</b>	<b>0</b>	<b>0</b>	<b>34</b>

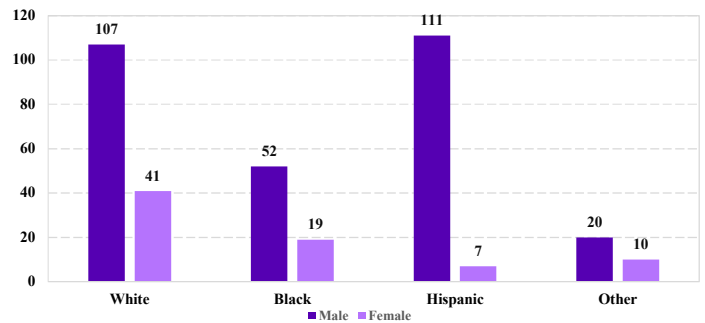
Cases with indeterminable sentence terms are excluded from the calculation of the Mean Sentence or Median Sentence category. Sentences greater than 470 months and probation were included in the sentence average computations as 470 months and zero months, respectively. Cases in the Total Receiving Prison and Total Receiving Probation categories total 100 percent of all cases. Cases missing information required for a specific analysis were excluded from that analysis. Descriptions of variables used in this analysis are provided in Appendix A.

SOURCE: U.S. Sentencing Commission, 2018 Datafile, USSCFY18.

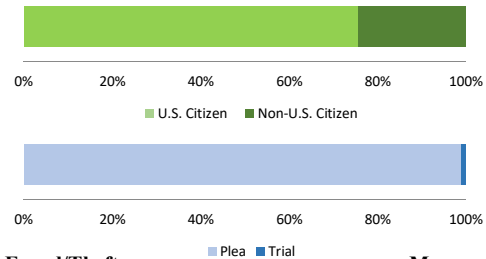
#### Number of Federal Offenders Over Time



#### Race and Gender



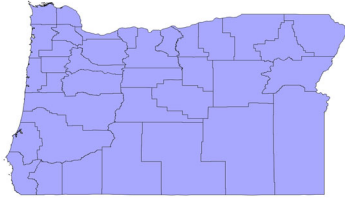
#### Citizenship, Guilty Pleas, and Trials



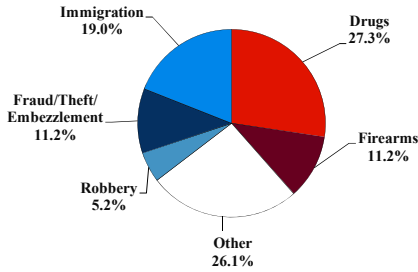
# District at a Glance

## District of Oregon

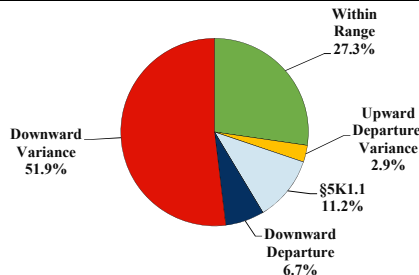
### Fiscal Year 2018



#### Type of Crime



#### Sentence Imposed Relative to the Guideline Range



#### SENTENCING INFORMATION BY TYPE OF CRIME

	TOTAL	Immigration	Drug Trafficking	Firearms	Fraud/Theft /Embezzle	Robbery	Child Porn	Money Laundering	All Other
	421	80	114	47	47	22	13	16	82
Mean Sentence (months)	45	10	66	38	24	59	111	33	53
Median Sentence (months)	21	6	57	33	12	35	80	35	10

#### IMPRISONMENT

<b>Total Receiving Imprisonment</b>	<b>362</b>	<b>78</b>	<b>108</b>	<b>44</b>	<b>28</b>	<b>20</b>	<b>13</b>	<b>12</b>	<b>59</b>
Prison Only	342	78	104	42	27	17	13	12	49
Up to 12 Months	81	47	9	8	2	0	0	3	12
13 to 60 Months	159	29	50	25	19	9	2	7	18
61 to 120 Months	60	2	28	7	5	5	6	1	6
Over 120 Months	42	0	17	2	1	3	5	1	13
Prison and Alternatives	20	0	4	2	1	3	0	0	10

#### PROBATION

<b>Total Receiving Probation</b>	<b>57</b>	<b>2</b>	<b>5</b>	<b>3</b>	<b>19</b>	<b>2</b>	<b>0</b>	<b>4</b>	<b>22</b>
Probation Only	38	2	2	2	14	1	0	4	13
Probation and Alternatives	19	0	3	1	5	1	0	0	9

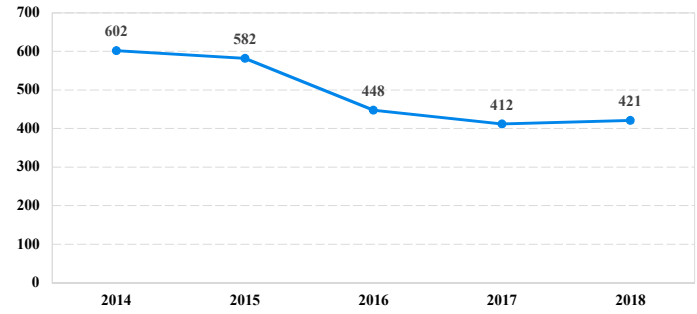
#### FINE ONLY

	<b>2</b>	<b>0</b>	<b>1</b>	<b>0</b>	<b>0</b>	<b>0</b>	<b>0</b>	<b>0</b>	<b>1</b>
--	----------	----------	----------	----------	----------	----------	----------	----------	----------

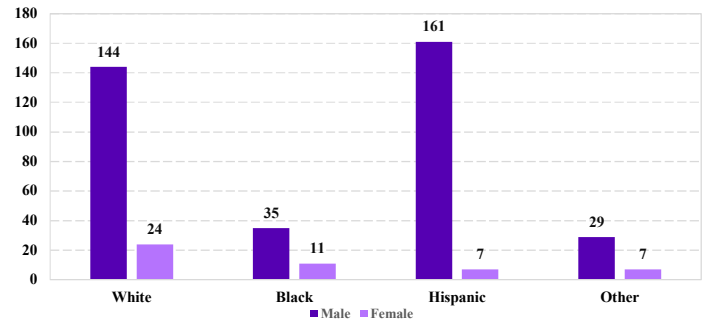
Cases with indeterminable sentence terms are excluded from the calculation of the Mean Sentence or Median Sentence category. Sentences greater than 470 months and probation were included in the sentence average computations as 470 months and zero months, respectively. Cases in the Total Receiving Prison and Total Receiving Probation categories total 100 percent of all cases. Cases missing information required for a specific analysis were excluded from that analysis. Descriptions of variables used in this analysis are provided in Appendix A.

SOURCE: U.S. Sentencing Commission, 2018 Datafile, USSCFY18.

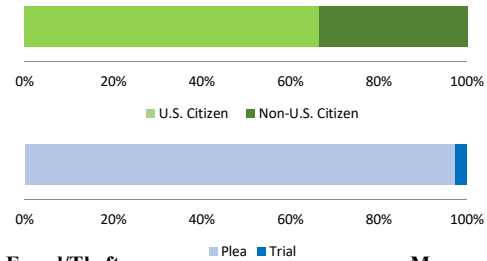
#### Number of Federal Offenders Over Time



#### Race and Gender



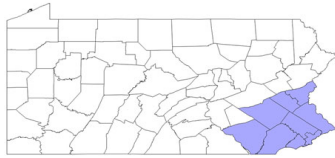
#### Citizenship, Guilty Pleas, and Trials



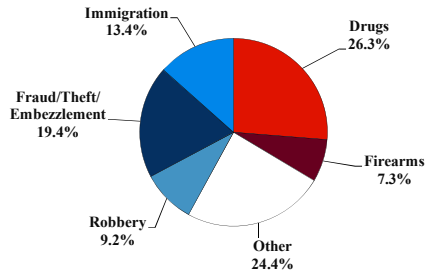
# District at a Glance

## Eastern District of Pennsylvania

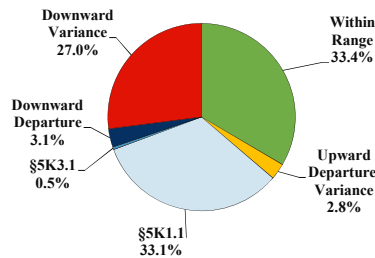
### Fiscal Year 2018



#### Type of Crime



#### Sentence Imposed Relative to the Guideline Range



#### SENTENCING INFORMATION BY TYPE OF CRIME

	TOTAL	Immigration	Drug Trafficking	Firearms	Fraud/Theft /Embezzle	Robbery	Child Porn	Money Laundering	All Other
	640	86	168	47	124	59	23	33	100
Mean Sentence (months)	68	14	75	50	29	154	114	72	97
Median Sentence (months)	33	10	60	30	12	120	96	33	28

#### IMPRISONMENT

<b>Total Receiving Imprisonment</b>	<b>579</b>	<b>80</b>	<b>157</b>	<b>40</b>	<b>98</b>	<b>59</b>	<b>21</b>	<b>28</b>	<b>96</b>
Prison Only	546	80	148	37	87	59	21	26	88
Up to 12 Months	95	41	9	4	22	1	0	2	16
13 to 60 Months	227	38	58	19	49	7	6	10	40
61 to 120 Months	120	1	57	10	12	22	6	4	8
Over 120 Months	104	0	24	4	4	29	9	10	24
Prison and Alternatives	33	0	9	3	11	0	0	2	8

#### PROBATION

<b>Total Receiving Probation</b>	<b>61</b>	<b>6</b>	<b>11</b>	<b>7</b>	<b>26</b>	<b>0</b>	<b>2</b>	<b>5</b>	<b>4</b>
Probation Only	39	5	9	5	14	0	1	4	1
Probation and Alternatives	22	1	2	2	12	0	1	1	3

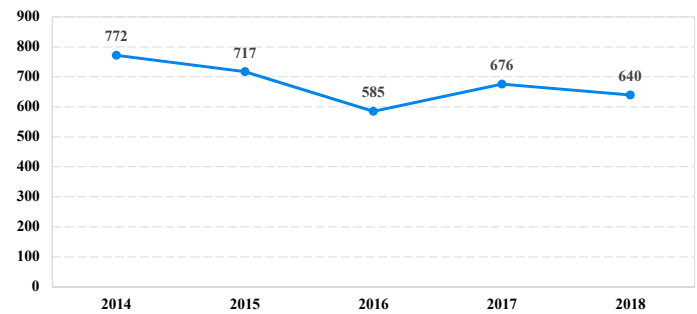
#### FINE ONLY

	<b>0</b>	<b>0</b>	<b>0</b>	<b>0</b>	<b>0</b>	<b>0</b>	<b>0</b>	<b>0</b>	<b>0</b>
--	----------	----------	----------	----------	----------	----------	----------	----------	----------

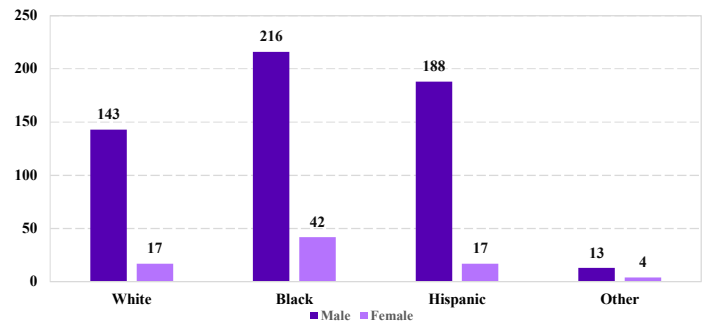
Cases with indeterminable sentence terms are excluded from the calculation of the Mean Sentence or Median Sentence category. Sentences greater than 470 months and probation were included in the sentence average computations as 470 months and zero months, respectively. Cases in the Total Receiving Prison and Total Receiving Probation categories total 100 percent of all cases. Cases missing information required for a specific analysis were excluded from that analysis. Descriptions of variables used in this analysis are provided in Appendix A.

SOURCE: U.S. Sentencing Commission, 2018 Datafile, USSCFY18.

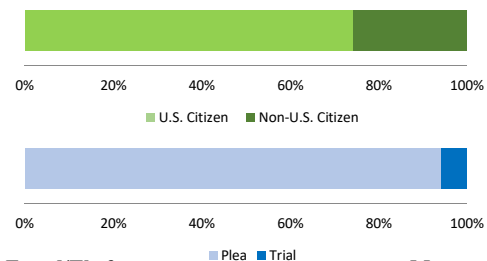
#### Number of Federal Offenders Over Time



#### Race and Gender



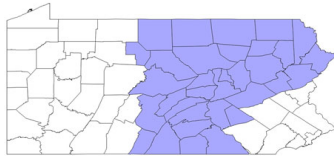
#### Citizenship, Guilty Pleas, and Trials



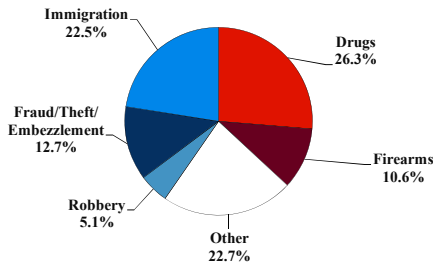
# District at a Glance

## Middle District of Pennsylvania

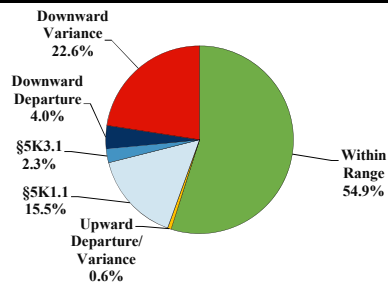
### Fiscal Year 2018



#### Type of Crime



#### Sentence Imposed Relative to the Guideline Range



#### SENTENCING INFORMATION BY TYPE OF CRIME

	TOTAL	Immigration	Drug Trafficking	Firearms	Fraud/Theft /Embezzle	Robbery	Child Porn	Money Laundering	All Other
<b>Total</b>	<b>471</b>	<b>106</b>	<b>123</b>	<b>50</b>	<b>60</b>	<b>24</b>	<b>9</b>	<b>6</b>	<b>93</b>
Mean Sentence (months)	62	2	95	84	23	79	111	77	93
Median Sentence (months)	28	0	60	60	9	65	95	56	30

#### IMPRISONMENT

<b>Total Receiving Imprisonment</b>	<b>427</b>	<b>105</b>	<b>120</b>	<b>45</b>	<b>36</b>	<b>24</b>	<b>9</b>	<b>6</b>	<b>82</b>
Prison Only	421	105	117	45	34	24	9	6	81
Up to 12 Months	129	101	5	1	8	0	0	2	12
13 to 60 Months	146	4	53	20	19	12	2	2	34
61 to 120 Months	74	0	31	11	6	7	4	1	14
Over 120 Months	72	0	28	13	1	5	3	1	21
Prison and Alternatives	6	0	3	0	2	0	0	0	1

#### PROBATION

<b>Total Receiving Probation</b>	<b>43</b>	<b>1</b>	<b>3</b>	<b>5</b>	<b>23</b>	<b>0</b>	<b>0</b>	<b>0</b>	<b>11</b>
Probation Only	29	1	1	3	16	0	0	0	8
Probation and Alternatives	14	0	2	2	7	0	0	0	3

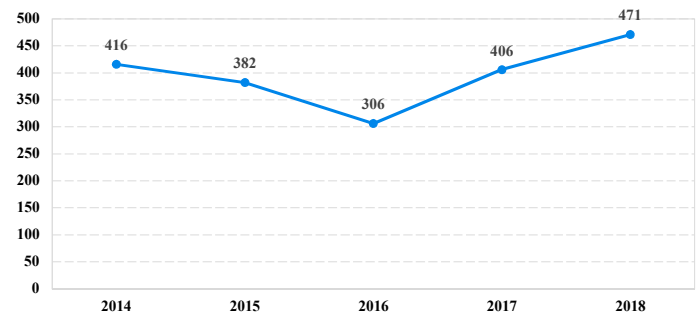
#### FINE ONLY

<b>Total</b>	<b>1</b>	<b>0</b>	<b>0</b>	<b>0</b>	<b>1</b>	<b>0</b>	<b>0</b>	<b>0</b>	<b>0</b>
--------------	----------	----------	----------	----------	----------	----------	----------	----------	----------

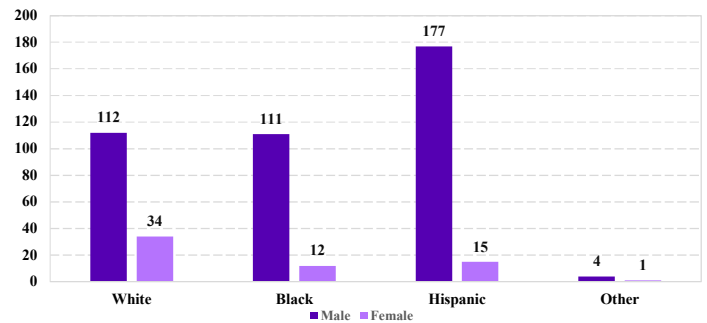
Cases with indeterminable sentence terms are excluded from the calculation of the Mean Sentence or Median Sentence category. Sentences greater than 470 months and probation were included in the sentence average computations as 470 months and zero months, respectively. Cases in the Total Receiving Prison and Total Receiving Probation categories total 100 percent of all cases. Cases missing information required for a specific analysis were excluded from that analysis. Descriptions of variables used in this analysis are provided in Appendix A.

SOURCE: U.S. Sentencing Commission, 2018 Datafile, USSCFY18.

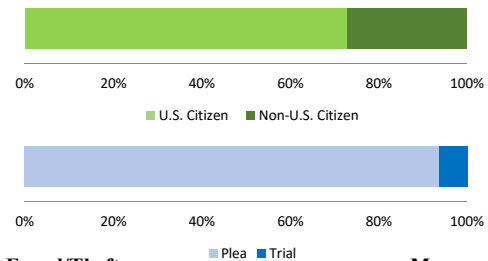
#### Number of Federal Offenders Over Time



#### Race and Gender



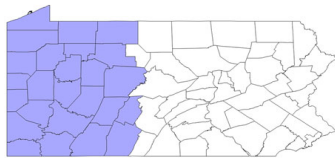
#### Citizenship, Guilty Pleas, and Trials



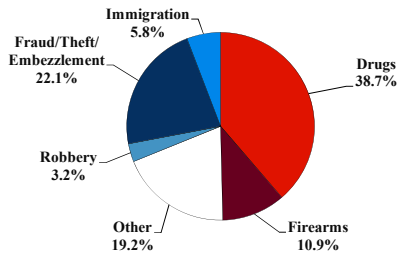
# District at a Glance

## Western District of Pennsylvania

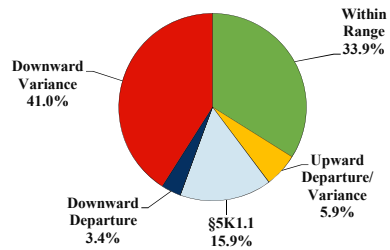
### Fiscal Year 2018



#### Type of Crime



#### Sentence Imposed Relative to the Guideline Range



#### SENTENCING INFORMATION BY TYPE OF CRIME

	TOTAL	Immigration	Drug Trafficking	Firearms	Fraud/Theft /Embezzle	Robbery	Child Porn	Money Laundering	All Other
<b>Total</b>	<b>411</b>	<b>24</b>	<b>159</b>	<b>45</b>	<b>91</b>	<b>13</b>	<b>16</b>	<b>12</b>	<b>51</b>
Mean Sentence (months)	48	6	68	52	21	76	96	18	31
Median Sentence (months)	28	4	60	46	12	72	84	9	12

#### IMPRISONMENT

<b>Total Receiving Imprisonment</b>	<b>338</b>	<b>24</b>	<b>140</b>	<b>42</b>	<b>61</b>	<b>12</b>	<b>16</b>	<b>7</b>	<b>36</b>
Prison Only	307	24	135	39	46	11	16	6	30
Up to 12 Months	37	20	2	2	4	1	0	1	7
13 to 60 Months	153	4	62	20	36	3	6	4	18
61 to 120 Months	86	0	50	15	6	6	6	1	2
Over 120 Months	31	0	21	2	0	1	4	0	3
Prison and Alternatives	31	0	5	3	15	1	0	1	6

#### PROBATION

<b>Total Receiving Probation</b>	<b>73</b>	<b>0</b>	<b>19</b>	<b>3</b>	<b>30</b>	<b>1</b>	<b>0</b>	<b>5</b>	<b>15</b>
Probation Only	38	0	5	3	17	0	0	4	9
Probation and Alternatives	35	0	14	0	13	1	0	1	6

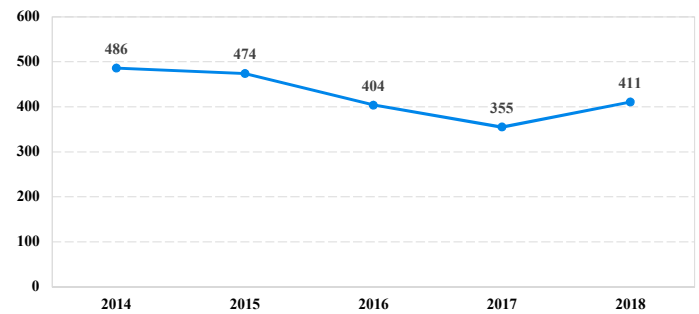
#### FINE ONLY

<b>Total</b>	<b>0</b>	<b>0</b>	<b>0</b>	<b>0</b>	<b>0</b>	<b>0</b>	<b>0</b>	<b>0</b>	<b>0</b>
--------------	----------	----------	----------	----------	----------	----------	----------	----------	----------

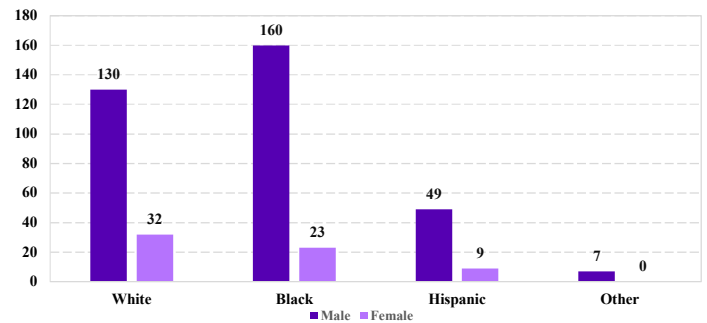
Cases with indeterminable sentence terms are excluded from the calculation of the Mean Sentence or Median Sentence category. Sentences greater than 470 months and probation were included in the sentence average computations as 470 months and zero months, respectively. Cases in the Total Receiving Prison and Total Receiving Probation categories total 100 percent of all cases. Cases missing information required for a specific analysis were excluded from that analysis. Descriptions of variables used in this analysis are provided in Appendix A.

SOURCE: U.S. Sentencing Commission, 2018 Datafile, USSCFY18.

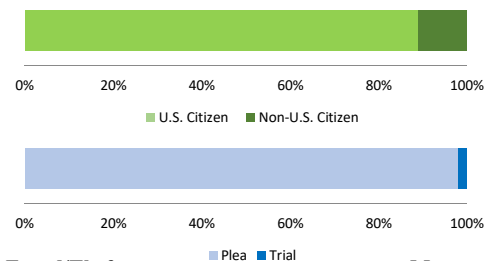
#### Number of Federal Offenders Over Time



#### Race and Gender



#### Citizenship, Guilty Pleas, and Trials





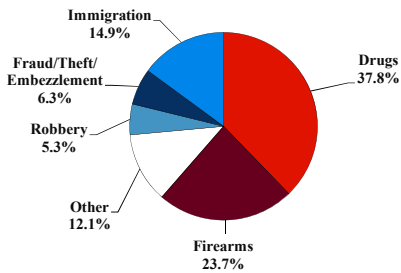
# District at a Glance

## Puerto Rico

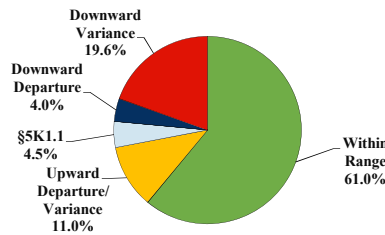
### Fiscal Year 2018



#### Type of Crime



#### Sentence Imposed Relative to the Guideline Range



#### SENTENCING INFORMATION BY TYPE OF CRIME

	TOTAL	Immigration	Drug Trafficking	Firearms	Fraud/Theft /Embezzle	Robbery	Child Porn	Money Laundering	All Other
<b>Total</b>	<b>760</b>	<b>113</b>	<b>285</b>	<b>180</b>	<b>48</b>	<b>40</b>	<b>16</b>	<b>19</b>	<b>59</b>
Mean Sentence (months)	56	11	80	40	9	106	49	53	89
Median Sentence (months)	37	9	70	33	7	100	59	24	27

#### IMPRISONMENT

<b>Total Receiving Imprisonment</b>	<b>697</b>	<b>101</b>	<b>279</b>	<b>175</b>	<b>22</b>	<b>38</b>	<b>16</b>	<b>15</b>	<b>51</b>
Prison Only	664	101	271	166	16	35	13	14	48
Up to 12 Months	107	59	11	14	8	0	3	3	9
13 to 60 Months	302	41	87	132	8	6	5	5	18
61 to 120 Months	187	1	133	19	0	18	5	3	8
Over 120 Months	68	0	40	1	0	11	0	3	13
Prison and Alternatives	33	0	8	9	6	3	3	1	3

#### PROBATION

<b>Total Receiving Probation</b>	<b>63</b>	<b>12</b>	<b>6</b>	<b>5</b>	<b>26</b>	<b>2</b>	<b>0</b>	<b>4</b>	<b>8</b>
Probation Only	46	12	3	3	16	1	0	4	7
Probation and Alternatives	17	0	3	2	10	1	0	0	1

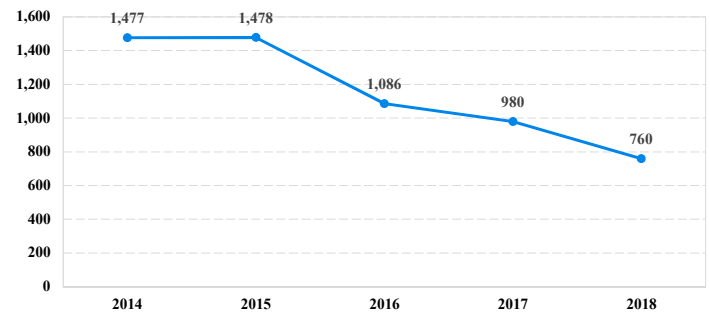
#### FINE ONLY

<b>Total</b>	<b>0</b>	<b>0</b>	<b>0</b>	<b>0</b>	<b>0</b>	<b>0</b>	<b>0</b>	<b>0</b>	<b>0</b>
--------------	----------	----------	----------	----------	----------	----------	----------	----------	----------

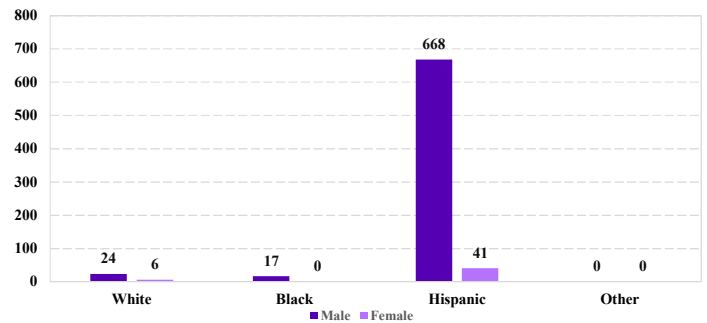
Cases with indeterminable sentence terms are excluded from the calculation of the Mean Sentence or Median Sentence category. Sentences greater than 470 months and probation were included in the sentence average computations as 470 months and zero months, respectively. Cases in the Total Receiving Prison and Total Receiving Probation categories total 100 percent of all cases. Cases missing information required for a specific analysis were excluded from that analysis. Descriptions of variables used in this analysis are provided in Appendix A.

SOURCE: U.S. Sentencing Commission, 2018 Datafile, USSCFY18.

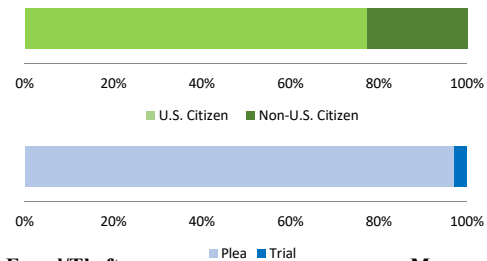
#### Number of Federal Offenders Over Time



#### Race and Gender



#### Citizenship, Guilty Pleas, and Trials



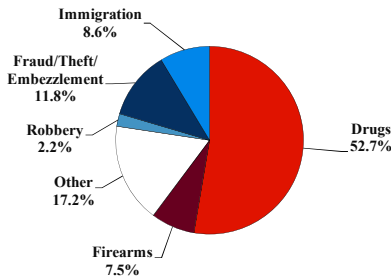
# District at a Glance

## District of Rhode Island

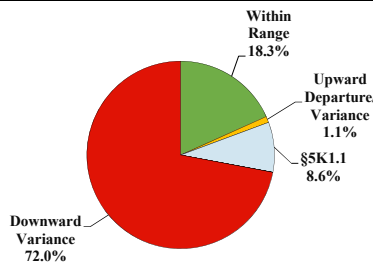
### Fiscal Year 2018



#### Type of Crime



#### Sentence Imposed Relative to the Guideline Range



#### SENTENCING INFORMATION BY TYPE OF CRIME

	TOTAL	Immigration	Drug Trafficking	Firearms	Fraud/Theft /Embezzle	Robbery	Child Porn	Money Laundering	All Other
	93	8	49	7	11	2	5	3	8
Mean Sentence (months)	35	7	35	27	34	--	69	20	61
Median Sentence (months)	29	1	34	24	36	--	60	23	33

#### IMPRISONMENT

<b>Total Receiving Imprisonment</b>	<b>82</b>	<b>8</b>	<b>43</b>	<b>6</b>	<b>11</b>	<b>2</b>	<b>5</b>	<b>1</b>	<b>6</b>
Prison Only	74	8	39	4	11	0	5	1	6
Up to 12 Months	15	6	6	1	1	0	0	0	1
13 to 60 Months	44	2	25	2	9	0	3	1	2
61 to 120 Months	14	0	8	1	1	0	2	0	2
Over 120 Months	1	0	0	0	0	0	0	0	1
Prison and Alternatives	8	0	4	2	0	2	0	0	0

#### PROBATION

<b>Total Receiving Probation</b>	<b>11</b>	<b>0</b>	<b>6</b>	<b>1</b>	<b>0</b>	<b>0</b>	<b>0</b>	<b>2</b>	<b>2</b>
Probation Only	6	0	4	0	0	0	0	1	1
Probation and Alternatives	5	0	2	1	0	0	0	1	1

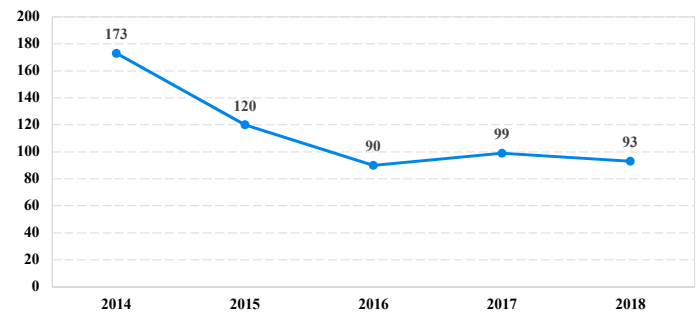
#### FINE ONLY

	<b>0</b>	<b>0</b>	<b>0</b>	<b>0</b>	<b>0</b>	<b>0</b>	<b>0</b>	<b>0</b>	<b>0</b>
--	----------	----------	----------	----------	----------	----------	----------	----------	----------

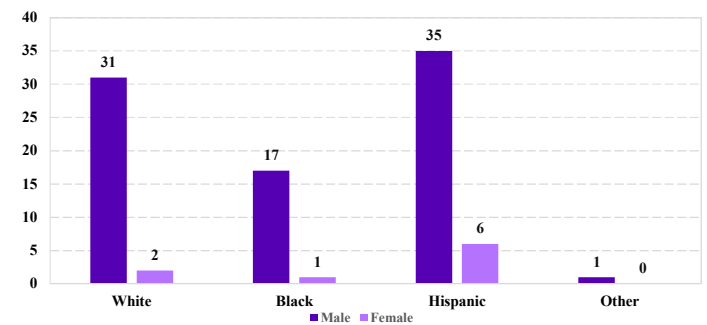
Cases with indeterminable sentence terms are excluded from the calculation of the Mean Sentence or Median Sentence category. Sentences greater than 470 months and probation were included in the sentence average computations as 470 months and zero months, respectively. Cases in the Total Receiving Prison and Total Receiving Probation categories total 100 percent of all cases. Cases missing information required for a specific analysis were excluded from that analysis. Descriptions of variables used in this analysis are provided in Appendix A.

SOURCE: U.S. Sentencing Commission, 2018 Datafile, USSCFY18.

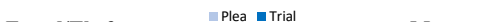
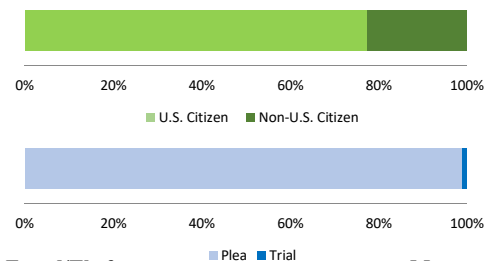
#### Number of Federal Offenders Over Time



#### Race and Gender



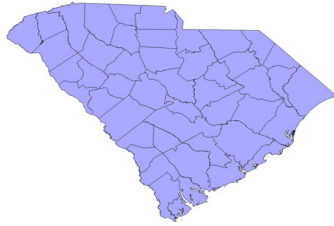
#### Citizenship, Guilty Pleas, and Trials



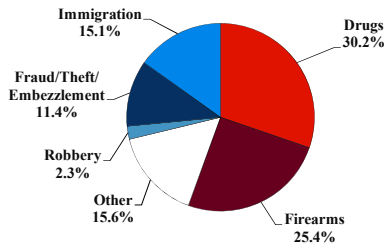
# District at a Glance

## District of South Carolina

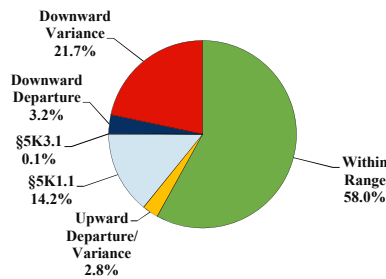
### Fiscal Year 2018



#### Type of Crime



#### Sentence Imposed Relative to the Guideline Range



#### SENTENCING INFORMATION BY TYPE OF CRIME

	TOTAL	Immigration	Drug Trafficking	Firearms	Fraud/Theft/Embezzle	Robbery	Child Porn	Money Laundering	All Other
<b>Total</b>	<b>966</b>	<b>146</b>	<b>291</b>	<b>245</b>	<b>110</b>	<b>22</b>	<b>24</b>	<b>14</b>	<b>114</b>
Mean Sentence (months)	66	6	95	76	19	107	115	33	81
Median Sentence (months)	39	5	81	60	12	103	46	20	24

#### IMPRISONMENT

<b>Total Receiving Imprisonment</b>	<b>885</b>	<b>143</b>	<b>278</b>	<b>242</b>	<b>72</b>	<b>22</b>	<b>23</b>	<b>12</b>	<b>93</b>
Prison Only	864	143	272	237	71	22	23	10	86
Up to 12 Months	197	127	24	8	20	1	2	2	13
13 to 60 Months	310	16	66	124	46	7	10	6	35
61 to 120 Months	212	0	109	73	3	7	4	1	15
Over 120 Months	145	0	73	32	2	7	7	1	23
Prison and Alternatives	21	0	6	5	1	0	0	2	7

#### PROBATION

<b>Total Receiving Probation</b>	<b>81</b>	<b>3</b>	<b>13</b>	<b>3</b>	<b>38</b>	<b>0</b>	<b>1</b>	<b>2</b>	<b>21</b>
Probation Only	52	2	9	3	22	0	0	2	14
Probation and Alternatives	29	1	4	0	16	0	1	0	7

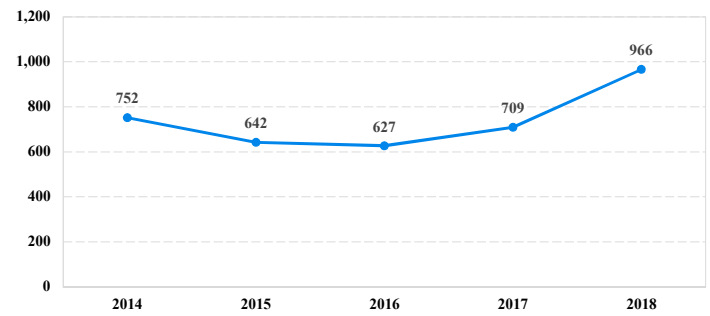
#### FINE ONLY

<b>Total</b>	<b>0</b>	<b>0</b>	<b>0</b>	<b>0</b>	<b>0</b>	<b>0</b>	<b>0</b>	<b>0</b>	<b>0</b>
--------------	----------	----------	----------	----------	----------	----------	----------	----------	----------

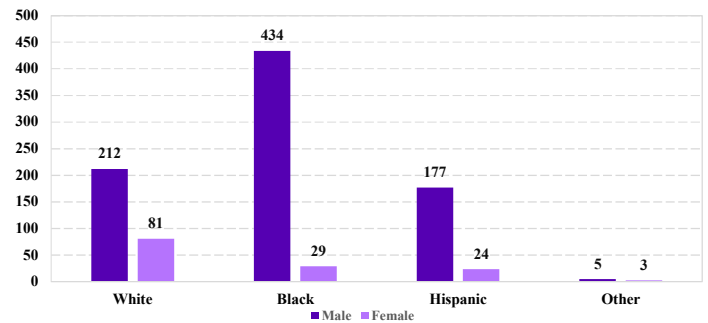
Cases with indeterminable sentence terms are excluded from the calculation of the Mean Sentence or Median Sentence category. Sentences greater than 470 months and probation were included in the sentence average computations as 470 months and zero months, respectively. Cases in the Total Receiving Prison and Total Receiving Probation categories total 100 percent of all cases. Cases missing information required for a specific analysis were excluded from that analysis. Descriptions of variables used in this analysis are provided in Appendix A.

SOURCE: U.S. Sentencing Commission, 2018 Datafile, USSCFY18.

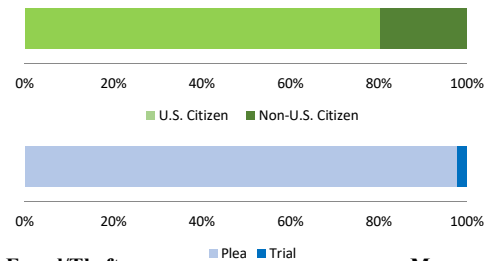
#### Number of Federal Offenders Over Time



#### Race and Gender



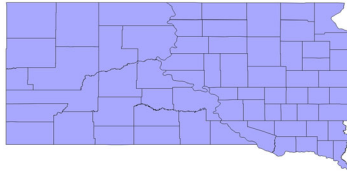
#### Citizenship, Guilty Pleas, and Trials



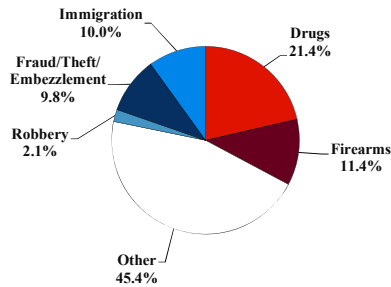
# District at a Glance

## District of South Dakota

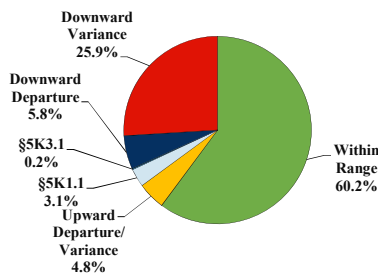
### Fiscal Year 2018



#### Type of Crime



#### Sentence Imposed Relative to the Guideline Range



#### SENTENCING INFORMATION BY TYPE OF CRIME

	TOTAL	Immigration	Drug Trafficking	Firearms	Fraud/Theft /Embezzle	Robbery	Child Porn	Money Laundering	All Other
<b>Total</b>	<b>482</b>	<b>48</b>	<b>96</b>	<b>55</b>	<b>47</b>	<b>10</b>	<b>20</b>	<b>2</b>	<b>204</b>
Mean Sentence (months)	56	3	104	34	15	86	91	--	55
Median Sentence (months)	24	2	86	30	6	75	75	--	21

#### IMPRISONMENT

	TOTAL	Immigration	Drug Trafficking	Firearms	Fraud/Theft /Embezzle	Robbery	Child Porn	Money Laundering	All Other
<b>Total Receiving Imprisonment</b>	<b>441</b>	<b>48</b>	<b>93</b>	<b>53</b>	<b>32</b>	<b>10</b>	<b>18</b>	<b>2</b>	<b>185</b>
Prison Only	420	48	89	50	31	10	18	2	172
Up to 12 Months	116	46	9	8	16	0	0	0	37
13 to 60 Months	179	2	25	33	12	4	6	1	96
61 to 120 Months	66	0	26	9	2	5	10	1	13
Over 120 Months	59	0	29	0	1	1	2	0	26
Prison and Alternatives	21	0	4	3	1	0	0	0	13

#### PROBATION

	TOTAL	Immigration	Drug Trafficking	Firearms	Fraud/Theft /Embezzle	Robbery	Child Porn	Money Laundering	All Other
<b>Total Receiving Probation</b>	<b>40</b>	<b>0</b>	<b>3</b>	<b>2</b>	<b>15</b>	<b>0</b>	<b>2</b>	<b>0</b>	<b>18</b>
Probation Only	36	0	3	2	14	0	2	0	15
Probation and Alternatives	4	0	0	0	1	0	0	0	3

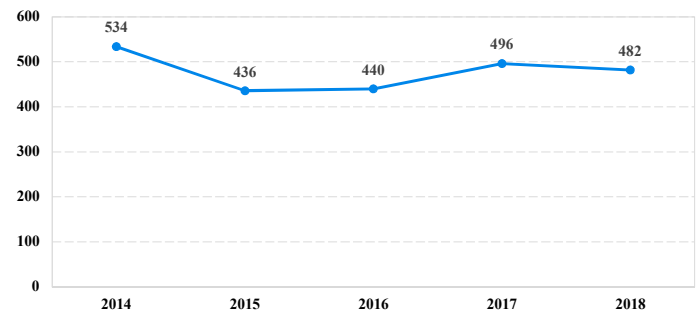
#### FINE ONLY

	TOTAL	Immigration	Drug Trafficking	Firearms	Fraud/Theft /Embezzle	Robbery	Child Porn	Money Laundering	All Other
<b>Total</b>	<b>1</b>	<b>0</b>	<b>0</b>	<b>0</b>	<b>0</b>	<b>0</b>	<b>0</b>	<b>0</b>	<b>1</b>

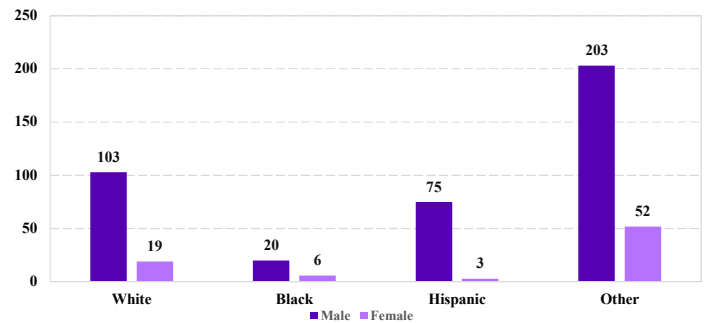
Cases with indeterminable sentence terms are excluded from the calculation of the Mean Sentence or Median Sentence category. Sentences greater than 470 months and probation were included in the sentence average computations as 470 months and zero months, respectively. Cases in the Total Receiving Prison and Total Receiving Probation categories total 100 percent of all cases. Cases missing information required for a specific analysis were excluded from that analysis. Descriptions of variables used in this analysis are provided in Appendix A.

SOURCE: U.S. Sentencing Commission, 2018 Datafile, USSCFY18.

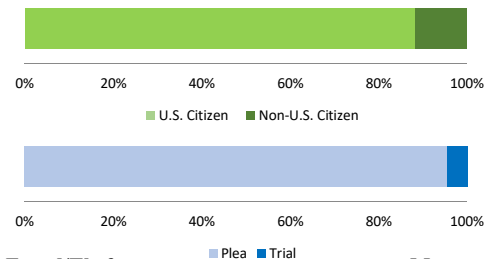
#### Number of Federal Offenders Over Time



#### Race and Gender



#### Citizenship, Guilty Pleas, and Trials



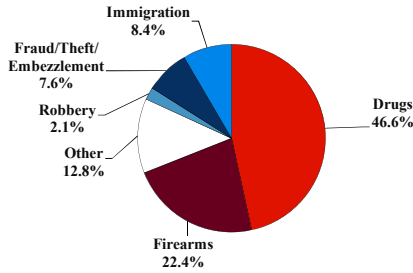
# District at a Glance

## Eastern District of Tennessee

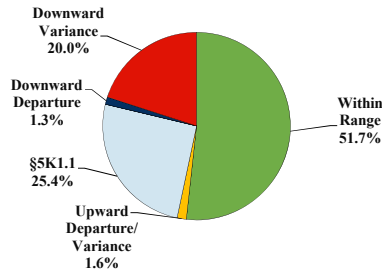
### Fiscal Year 2018



#### Type of Crime



#### Sentence Imposed Relative to the Guideline Range



#### SENTENCING INFORMATION BY TYPE OF CRIME

	TOTAL	Immigration	Drug Trafficking	Firearms	Fraud/Theft /Embezzle	Robbery	Child Porn	Money Laundering	All Other
	655	55	303	147	50	14	24	11	51
Mean Sentence (months)	79	5	115	52	27	136	85	121	44
Median Sentence (months)	60	4	120	38	19	79	74	63	15

#### IMPRISONMENT

<b>Total Receiving Imprisonment</b>	<b>627</b>	<b>54</b>	<b>300</b>	<b>141</b>	<b>43</b>	<b>14</b>	<b>23</b>	<b>11</b>	<b>41</b>
Prison Only	611	54	297	137	39	14	21	11	38
Up to 12 Months	67	44	2	6	9	0	0	0	6
13 to 60 Months	222	10	55	88	26	7	8	5	23
61 to 120 Months	182	0	131	36	3	1	6	2	3
Over 120 Months	140	0	109	7	1	6	7	4	6
Prison and Alternatives	16	0	3	4	4	0	2	0	3

#### PROBATION

<b>Total Receiving Probation</b>	<b>28</b>	<b>1</b>	<b>3</b>	<b>6</b>	<b>7</b>	<b>0</b>	<b>1</b>	<b>0</b>	<b>10</b>
Probation Only	21	1	1	5	5	0	1	0	8
Probation and Alternatives	7	0	2	1	2	0	0	0	2

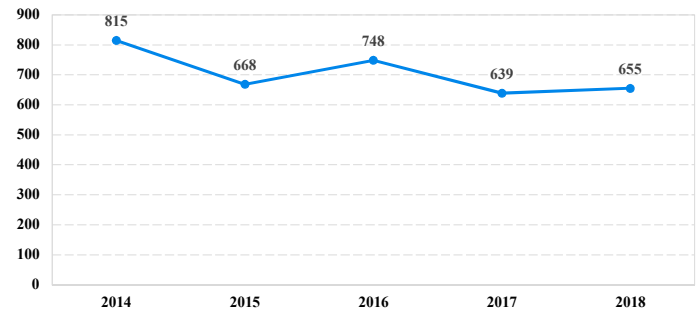
#### FINE ONLY

	<b>0</b>	<b>0</b>	<b>0</b>	<b>0</b>	<b>0</b>	<b>0</b>	<b>0</b>	<b>0</b>	<b>0</b>
--	----------	----------	----------	----------	----------	----------	----------	----------	----------

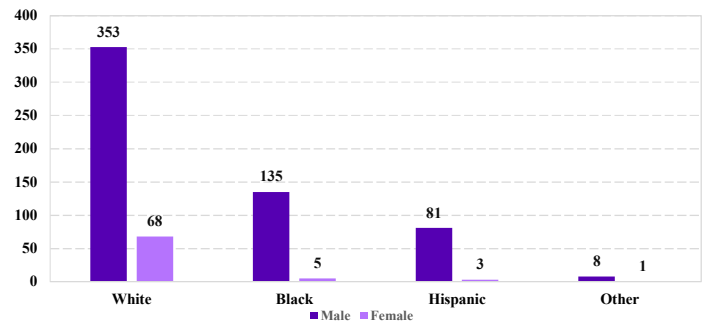
Cases with indeterminable sentence terms are excluded from the calculation of the Mean Sentence or Median Sentence category. Sentences greater than 470 months and probation were included in the sentence average computations as 470 months and zero months, respectively. Cases in the Total Receiving Prison and Total Receiving Probation categories total 100 percent of all cases. Cases missing information required for a specific analysis were excluded from that analysis. Descriptions of variables used in this analysis are provided in Appendix A.

SOURCE: U.S. Sentencing Commission, 2018 Datafile, USSCFY18.

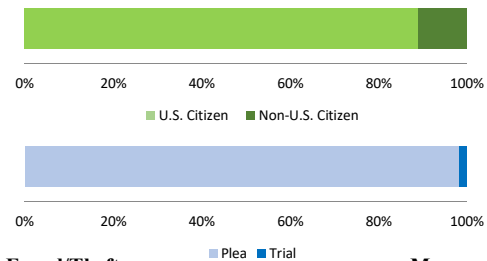
#### Number of Federal Offenders Over Time



#### Race and Gender



#### Citizenship, Guilty Pleas, and Trials



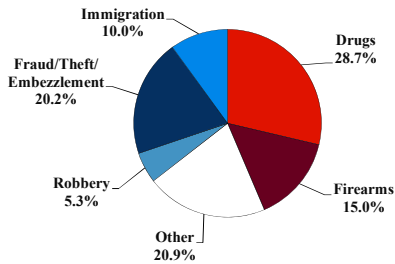
# District at a Glance

## Middle District of Tennessee

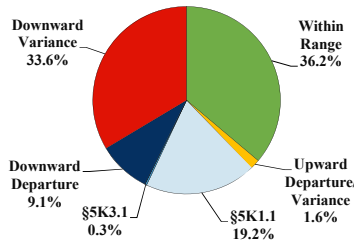
### Fiscal Year 2018



#### Type of Crime



#### Sentence Imposed Relative to the Guideline Range



#### SENTENCING INFORMATION BY TYPE OF CRIME

	TOTAL	Immigration	Drug Trafficking	Firearms	Fraud/Theft /Embezzle	Robbery	Child Porn	Money Laundering	All Other
<b>Total</b>	<b>321</b>	<b>32</b>	<b>76</b>	<b>48</b>	<b>65</b>	<b>17</b>	<b>2</b>	<b>10</b>	<b>71</b>
Mean Sentence (months)	52	12	86	61	19	99	--	99	36
Median Sentence (months)	25	7	72	57	3	57	--	84	0

#### IMPRISONMENT

<b>Total Receiving Imprisonment</b>	<b>259</b>	<b>32</b>	<b>76</b>	<b>46</b>	<b>39</b>	<b>17</b>	<b>2</b>	<b>9</b>	<b>38</b>
Prison Only	242	32	73	40	35	16	2	9	35
Up to 12 Months	61	22	3	3	11	0	0	1	21
13 to 60 Months	86	10	23	17	20	8	1	1	6
61 to 120 Months	64	0	34	18	2	2	0	6	2
Over 120 Months	31	0	13	2	2	6	1	1	6
Prison and Alternatives	17	0	3	6	4	1	0	0	3

#### PROBATION

<b>Total Receiving Probation</b>	<b>33</b>	<b>0</b>	<b>0</b>	<b>2</b>	<b>24</b>	<b>0</b>	<b>0</b>	<b>1</b>	<b>6</b>
Probation Only	24	0	0	0	18	0	0	1	5
Probation and Alternatives	9	0	0	2	6	0	0	0	1

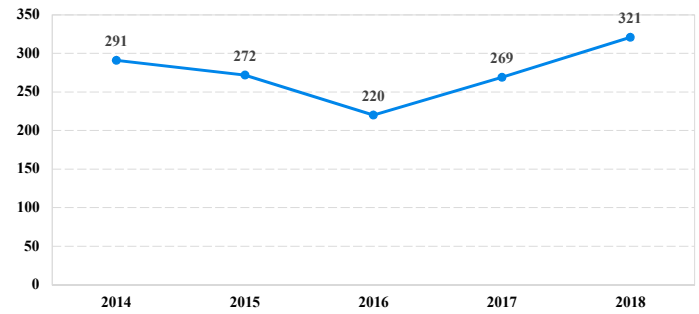
#### FINE ONLY

<b>Total</b>	<b>29</b>	<b>0</b>	<b>0</b>	<b>0</b>	<b>2</b>	<b>0</b>	<b>0</b>	<b>0</b>	<b>27</b>
--------------	-----------	----------	----------	----------	----------	----------	----------	----------	-----------

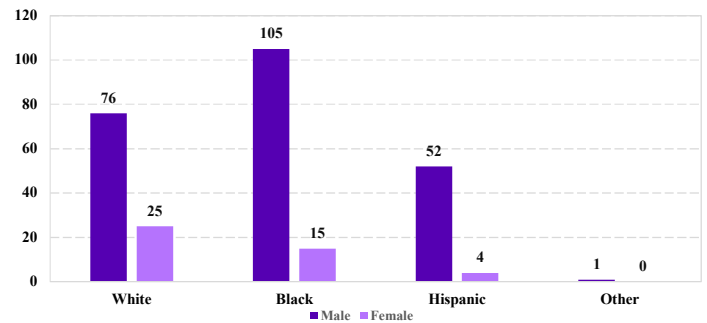
Cases with indeterminable sentence terms are excluded from the calculation of the Mean Sentence or Median Sentence category. Sentences greater than 470 months and probation were included in the sentence average computations as 470 months and zero months, respectively. Cases in the Total Receiving Prison and Total Receiving Probation categories total 100 percent of all cases. Cases missing information required for a specific analysis were excluded from that analysis. Descriptions of variables used in this analysis are provided in Appendix A.

SOURCE: U.S. Sentencing Commission, 2018 Datafile, USSCFY18.

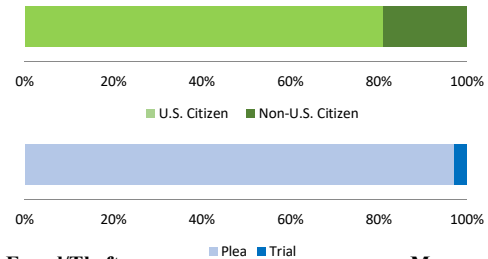
#### Number of Federal Offenders Over Time



#### Race and Gender



#### Citizenship, Guilty Pleas, and Trials



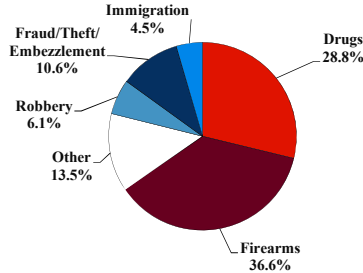
# District at a Glance

## Western District of Tennessee

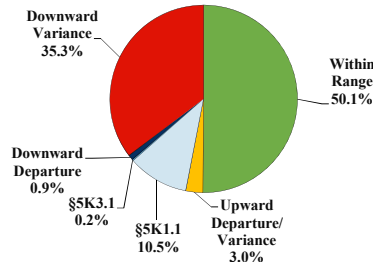
### Fiscal Year 2018



#### Type of Crime



#### Sentence Imposed Relative to the Guideline Range



#### SENTENCING INFORMATION BY TYPE OF CRIME

	TOTAL	Immigration	Drug Trafficking	Firearms	Fraud/Theft /Embezzle	Robbery	Child Porn	Money Laundering	All Other
<b>Total</b>	<b>445</b>	<b>20</b>	<b>128</b>	<b>163</b>	<b>47</b>	<b>27</b>	<b>7</b>	<b>13</b>	<b>40</b>
Mean Sentence (months)	67	11	89	56	21	140	107	81	65
Median Sentence (months)	48	7	72	46	12	108	97	60	25

#### IMPRISONMENT

<b>Total Receiving Imprisonment</b>	<b>428</b>	<b>20</b>	<b>126</b>	<b>159</b>	<b>39</b>	<b>27</b>	<b>7</b>	<b>13</b>	<b>37</b>
Prison Only	401	20	120	152	30	26	7	12	34
Up to 12 Months	32	12	4	5	6	0	0	0	5
13 to 60 Months	195	8	46	92	20	3	1	6	19
61 to 120 Months	114	0	38	48	4	12	5	3	4
Over 120 Months	60	0	32	7	0	11	1	3	6
Prison and Alternatives	27	0	6	7	9	1	0	1	3

#### PROBATION

<b>Total Receiving Probation</b>	<b>17</b>	<b>0</b>	<b>2</b>	<b>4</b>	<b>8</b>	<b>0</b>	<b>0</b>	<b>0</b>	<b>3</b>
Probation Only	9	0	1	1	5	0	0	0	2
Probation and Alternatives	8	0	1	3	3	0	0	0	1

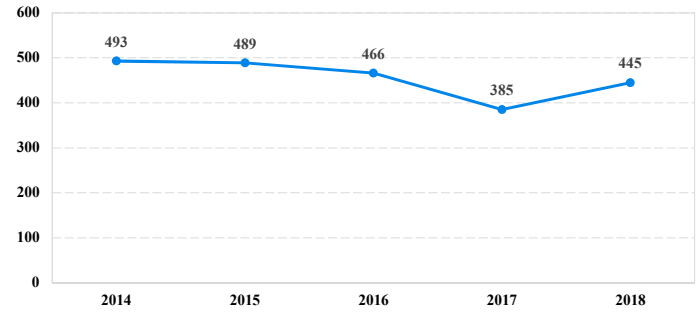
#### FINE ONLY

<b>Total</b>	<b>0</b>	<b>0</b>	<b>0</b>	<b>0</b>	<b>0</b>	<b>0</b>	<b>0</b>	<b>0</b>	<b>0</b>
--------------	----------	----------	----------	----------	----------	----------	----------	----------	----------

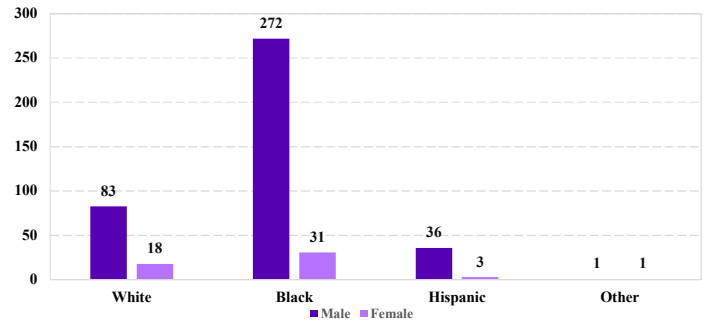
Cases with indeterminable sentence terms are excluded from the calculation of the Mean Sentence or Median Sentence category. Sentences greater than 470 months and probation were included in the sentence average computations as 470 months and zero months, respectively. Cases in the Total Receiving Prison and Total Receiving Probation categories total 100 percent of all cases. Cases missing information required for a specific analysis were excluded from that analysis. Descriptions of variables used in this analysis are provided in Appendix A.

SOURCE: U.S. Sentencing Commission, 2018 Datafile, USSCFY18.

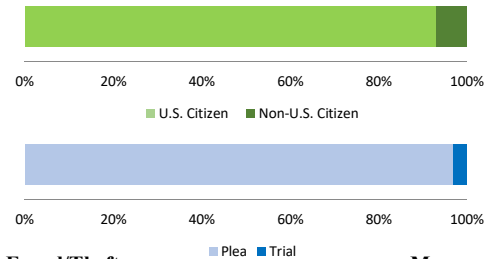
#### Number of Federal Offenders Over Time



#### Race and Gender



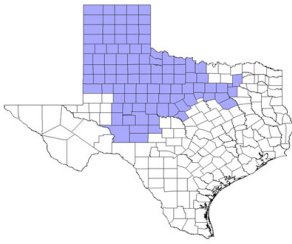
#### Citizenship, Guilty Pleas, and Trials



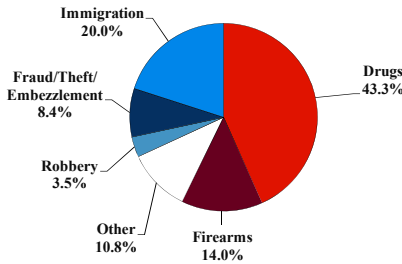
# District at a Glance

## Northern District of Texas

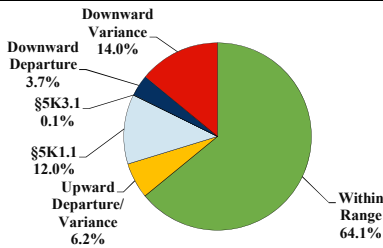
### Fiscal Year 2018



#### Type of Crime



#### Sentence Imposed Relative to the Guideline Range



#### SENTENCING INFORMATION BY TYPE OF CRIME

	TOTAL	Immigration	Drug Trafficking	Firearms	Fraud/Theft /Embezzle	Robbery	Child Porn	Money Laundering	All Other
<b>Total</b>	<b>1,484</b>	<b>297</b>	<b>639</b>	<b>208</b>	<b>124</b>	<b>52</b>	<b>32</b>	<b>16</b>	<b>116</b>
Mean Sentence (months)	83	22	119	63	34	103	148	109	104
Median Sentence (months)	57	18	97	55	26	93	135	82	37

#### IMPRISONMENT

<b>Total Receiving Imprisonment</b>	<b>1,424</b>	<b>296</b>	<b>626</b>	<b>206</b>	<b>100</b>	<b>52</b>	<b>32</b>	<b>15</b>	<b>97</b>
Prison Only	1,422	296	626	206	99	52	32	15	96
Up to 12 Months	134	97	6	6	14	0	1	0	10
13 to 60 Months	633	187	193	123	69	12	5	6	38
61 to 120 Months	308	12	170	61	14	23	8	4	16
Over 120 Months	347	0	257	16	2	17	18	5	32
Prison and Alternatives	2	0	0	0	1	0	0	0	1

#### PROBATION

<b>Total Receiving Probation</b>	<b>59</b>	<b>1</b>	<b>12</b>	<b>2</b>	<b>24</b>	<b>0</b>	<b>0</b>	<b>1</b>	<b>19</b>
Probation Only	52	1	12	1	21	0	0	1	16
Probation and Alternatives	7	0	0	1	3	0	0	0	3

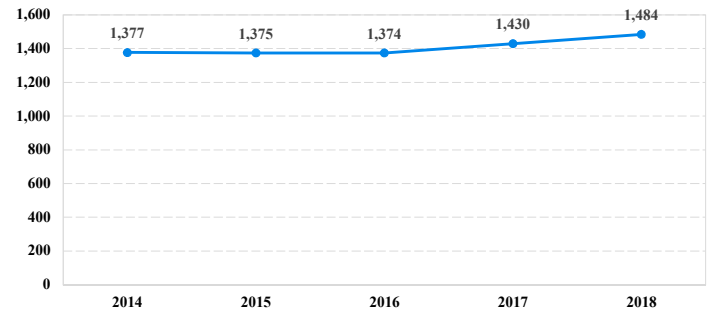
#### FINE ONLY

<b>Total</b>	<b>1</b>	<b>0</b>	<b>1</b>	<b>0</b>	<b>0</b>	<b>0</b>	<b>0</b>	<b>0</b>	<b>0</b>
--------------	----------	----------	----------	----------	----------	----------	----------	----------	----------

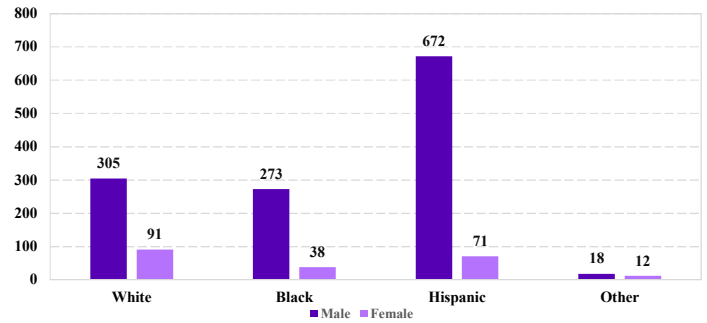
Cases with indeterminable sentence terms are excluded from the calculation of the Mean Sentence or Median Sentence category. Sentences greater than 470 months and probation were included in the sentence average computations as 470 months and zero months, respectively. Cases in the Total Receiving Prison and Total Receiving Probation categories total 100 percent of all cases. Cases missing information required for a specific analysis were excluded from that analysis. Descriptions of variables used in this analysis are provided in Appendix A.

SOURCE: U.S. Sentencing Commission, 2018 Datafile, USSCFY18.

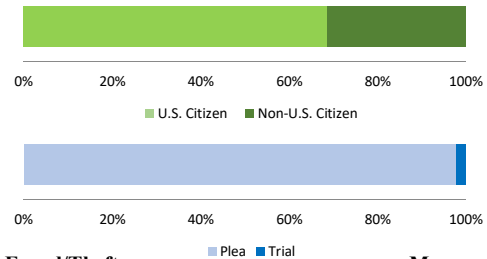
#### Number of Federal Offenders Over Time



#### Race and Gender



#### Citizenship, Guilty Pleas, and Trials

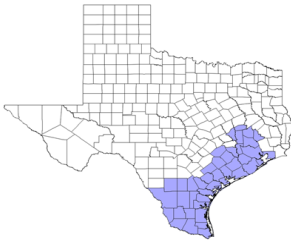




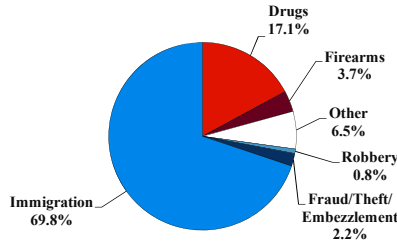
# District at a Glance

## Southern District of Texas

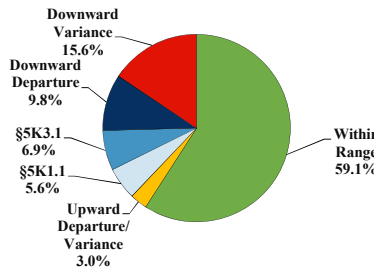
### Fiscal Year 2018



#### Type of Crime



#### Sentence Imposed Relative to the Guideline Range



#### SENTENCING INFORMATION BY TYPE OF CRIME

	TOTAL	Immigration	Drug Trafficking	Firearms	Fraud/Theft /Embezzle	Robbery	Child Porn	Money Laundering	All Other
<b>Total</b>	<b>6,138</b>	<b>4,287</b>	<b>1,044</b>	<b>225</b>	<b>135</b>	<b>48</b>	<b>55</b>	<b>101</b>	<b>243</b>
Mean Sentence (months)	31	18	67	35	38	148	111	47	54
Median Sentence (months)	18	15	57	24	24	132	96	24	18

#### IMPRISONMENT

<b>Total Receiving Imprisonment</b>	<b>5,962</b>	<b>4,213</b>	<b>1,036</b>	<b>212</b>	<b>105</b>	<b>47</b>	<b>55</b>	<b>83</b>	<b>211</b>
Prison Only	5,860	4,150	1,020	200	102	47	55	81	205
Up to 12 Months	1,530	1,418	29	28	11	1	0	9	34
13 to 60 Months	3,626	2,649	586	134	66	6	11	48	126
61 to 120 Months	494	81	288	36	18	13	28	15	15
Over 120 Months	210	2	117	2	7	27	16	9	30
Prison and Alternatives	102	63	16	12	3	0	0	2	6

#### PROBATION

<b>Total Receiving Probation</b>	<b>176</b>	<b>74</b>	<b>8</b>	<b>13</b>	<b>30</b>	<b>1</b>	<b>0</b>	<b>18</b>	<b>32</b>
Probation Only	104	35	6	7	23	1	0	13	19
Probation and Alternatives	72	39	2	6	7	0	0	5	13

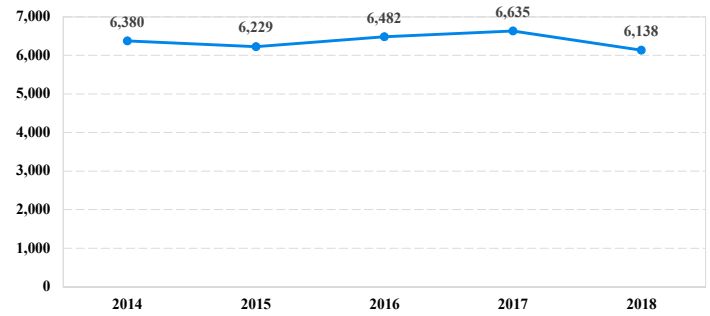
#### FINE ONLY

<b>Total</b>	<b>0</b>	<b>0</b>	<b>0</b>	<b>0</b>	<b>0</b>	<b>0</b>	<b>0</b>	<b>0</b>	<b>0</b>
--------------	----------	----------	----------	----------	----------	----------	----------	----------	----------

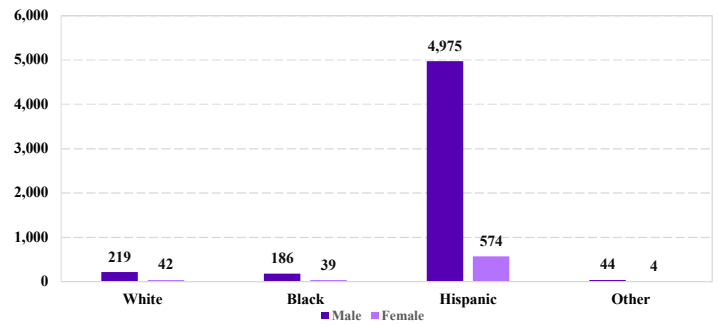
Cases with indeterminable sentence terms are excluded from the calculation of the Mean Sentence or Median Sentence category. Sentences greater than 470 months and probation were included in the sentence average computations as 470 months and zero months, respectively. Cases in the Total Receiving Prison and Total Receiving Probation categories total 100 percent of all cases. Cases missing information required for a specific analysis were excluded from that analysis. Descriptions of variables used in this analysis are provided in Appendix A.

SOURCE: U.S. Sentencing Commission, 2018 Datafile, USSCFY18.

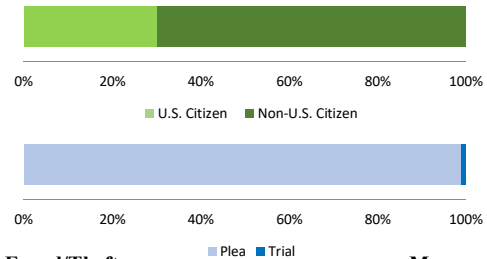
#### Number of Federal Offenders Over Time



#### Race and Gender



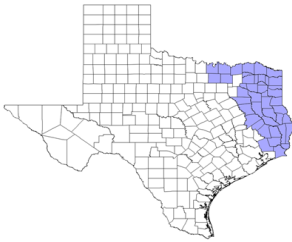
#### Citizenship, Guilty Pleas, and Trials



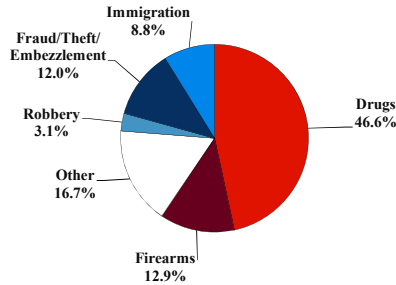
# District at a Glance

## Eastern District of Texas

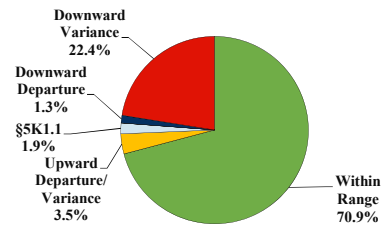
### Fiscal Year 2018



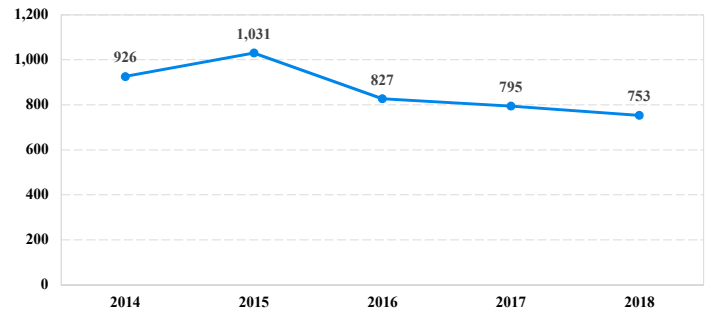
#### Type of Crime



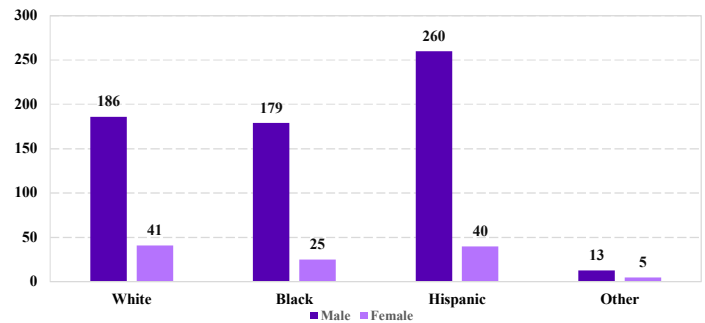
#### Sentence Imposed Relative to the Guideline Range



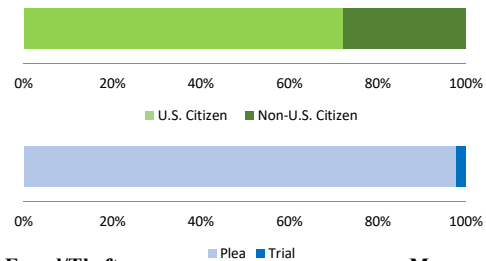
#### Number of Federal Offenders Over Time



#### Race and Gender



#### Citizenship, Guilty Pleas, and Trials



#### SENTENCING INFORMATION BY TYPE OF CRIME

	TOTAL	Immigration	Drug Trafficking	Firearms	Fraud/Theft /Embezzle	Robbery	Child Porn	Money Laundering	All Other
	753	66	350	97	90	23	14	22	91
Mean Sentence (months)	88	21	129	64	23	129	112	60	60
Median Sentence (months)	63	15	120	48	12	97	114	56	20

#### IMPRISONMENT

	TOTAL	Immigration	Drug Trafficking	Firearms	Fraud/Theft /Embezzle	Robbery	Child Porn	Money Laundering	All Other
<b>Total Receiving Imprisonment</b>	<b>703</b>	<b>64</b>	<b>346</b>	<b>91</b>	<b>69</b>	<b>22</b>	<b>14</b>	<b>22</b>	<b>75</b>
Prison Only	699	63	346	91	68	22	14	21	74
Up to 12 Months	64	18	7	2	23	0	0	0	14
13 to 60 Months	254	42	63	56	39	2	1	12	39
61 to 120 Months	185	3	119	28	3	11	8	8	5
Over 120 Months	196	0	157	5	3	9	5	1	16
Prison and Alternatives	4	1	0	0	1	0	0	1	1

#### PROBATION

	TOTAL	Immigration	Drug Trafficking	Firearms	Fraud/Theft /Embezzle	Robbery	Child Porn	Money Laundering	All Other
<b>Total Receiving Probation</b>	<b>50</b>	<b>2</b>	<b>4</b>	<b>6</b>	<b>21</b>	<b>1</b>	<b>0</b>	<b>0</b>	<b>16</b>
Probation Only	37	2	3	4	13	1	0	0	14
Probation and Alternatives	13	0	1	2	8	0	0	0	2

#### FINE ONLY

TOTAL	0	0	0	0	0	0	0	0	0
-------	---	---	---	---	---	---	---	---	---

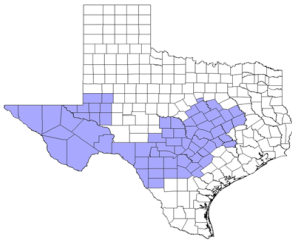
Cases with indeterminable sentence terms are excluded from the calculation of the Mean Sentence or Median Sentence category. Sentences greater than 470 months and probation were included in the sentence average computations as 470 months and zero months, respectively. Cases in the Total Receiving Prison and Total Receiving Probation categories total 100 percent of all cases. Cases missing information required for a specific analysis were excluded from that analysis. Descriptions of variables used in this analysis are provided in Appendix A.

SOURCE: U.S. Sentencing Commission, 2018 Datafile, USSCFY18.

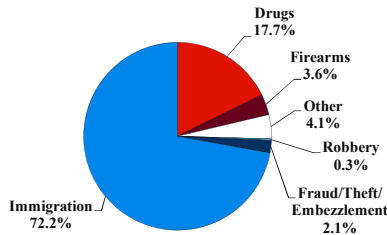
# District at a Glance

## Western District of Texas

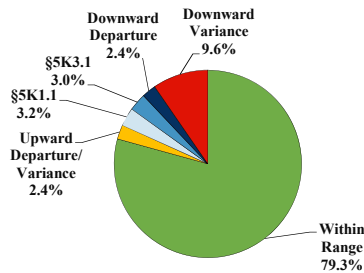
### Fiscal Year 2018



#### Type of Crime



#### Sentence Imposed Relative to the Guideline Range



#### SENTENCING INFORMATION BY TYPE OF CRIME

	TOTAL	Immigration	Drug Trafficking	Firearms	Fraud/Theft /Embezzle	Robbery	Child Porn	Money Laundering	All Other
<b>Total</b>	<b>8,087</b>	<b>5,835</b>	<b>1,385</b>	<b>288</b>	<b>171</b>	<b>26</b>	<b>36</b>	<b>44</b>	<b>302</b>
Mean Sentence (months)	19	8	56	36	15	99	114	55	37
Median Sentence (months)	6	5	35	30	6	74	80	37	6

#### IMPRISONMENT

	TOTAL	Immigration	Drug Trafficking	Firearms	Fraud/Theft /Embezzle	Robbery	Child Porn	Money Laundering	All Other
<b>Total Receiving Imprisonment</b>	<b>7,095</b>	<b>5,092</b>	<b>1,301</b>	<b>269</b>	<b>117</b>	<b>26</b>	<b>36</b>	<b>40</b>	<b>214</b>
Prison Only	6,947	5,043	1,238	260	110	26	34	39	197
Up to 12 Months	4,262	3,897	198	8	55	0	1	5	98
13 to 60 Months	2,134	1,124	634	219	47	9	11	24	66
61 to 120 Months	343	21	255	32	5	9	6	5	10
Over 120 Months	208	1	151	1	3	8	16	5	23
Prison and Alternatives	148	49	63	9	7	0	2	1	17

#### PROBATION

	TOTAL	Immigration	Drug Trafficking	Firearms	Fraud/Theft /Embezzle	Robbery	Child Porn	Money Laundering	All Other
<b>Total Receiving Probation</b>	<b>990</b>	<b>742</b>	<b>84</b>	<b>19</b>	<b>53</b>	<b>0</b>	<b>0</b>	<b>4</b>	<b>88</b>
Probation Only	905	717	42	16	49	0	0	2	79
Probation and Alternatives	85	25	42	3	4	0	0	2	9

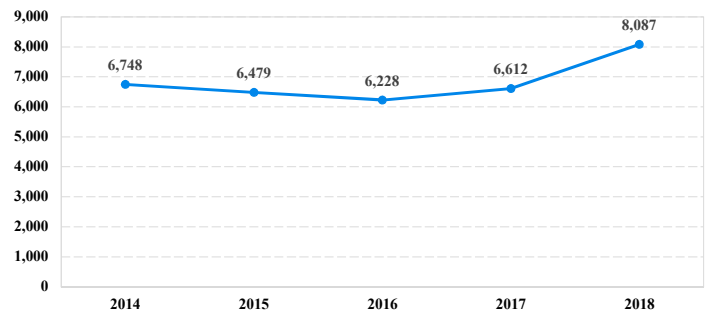
#### FINE ONLY

	TOTAL	Immigration	Drug Trafficking	Firearms	Fraud/Theft /Embezzle	Robbery	Child Porn	Money Laundering	All Other
	<b>2</b>	<b>1</b>	<b>0</b>	<b>0</b>	<b>1</b>	<b>0</b>	<b>0</b>	<b>0</b>	<b>0</b>

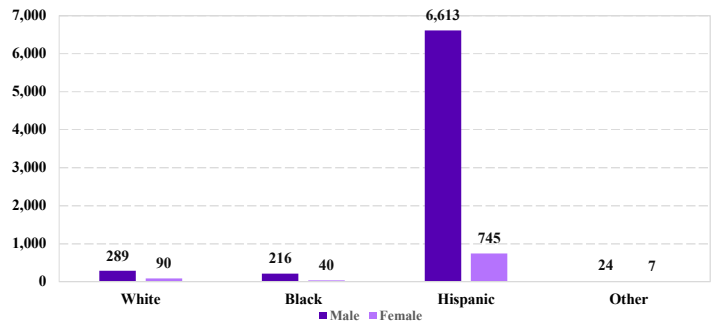
Cases with indeterminable sentence terms are excluded from the calculation of the Mean Sentence or Median Sentence category. Sentences greater than 470 months and probation were included in the sentence average computations as 470 months and zero months, respectively. Cases in the Total Receiving Prison and Total Receiving Probation categories total 100 percent of all cases. Cases missing information required for a specific analysis were excluded from that analysis. Descriptions of variables used in this analysis are provided in Appendix A.

SOURCE: U.S. Sentencing Commission, 2018 Datafile, USSCFY18.

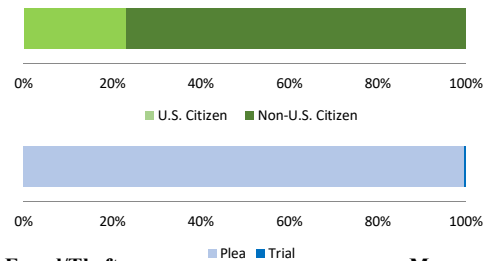
#### Number of Federal Offenders Over Time



#### Race and Gender



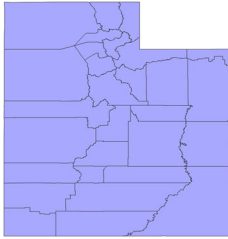
#### Citizenship, Guilty Pleas, and Trials



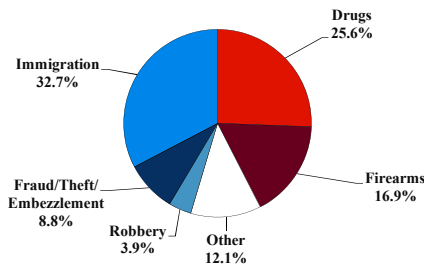
# District at a Glance

## District of Utah

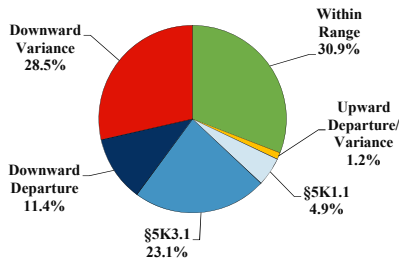
### Fiscal Year 2018



#### Type of Crime



#### Sentence Imposed Relative to the Guideline Range



#### SENTENCING INFORMATION BY TYPE OF CRIME

	TOTAL	Immigration	Drug Trafficking	Firearms	Fraud/Theft /Embezzle	Robbery	Child Porn	Money Laundering	All Other
<b>Total</b>	<b>692</b>	<b>226</b>	<b>165</b>	<b>117</b>	<b>61</b>	<b>27</b>	<b>17</b>	<b>12</b>	<b>67</b>
Mean Sentence (months)	35	7	66	32	18	72	60	27	52
Median Sentence (months)	21	2	60	27	10	68	48	26	14

#### IMPRISONMENT

<b>Total Receiving Imprisonment</b>	<b>586</b>	<b>169</b>	<b>159</b>	<b>109</b>	<b>40</b>	<b>26</b>	<b>17</b>	<b>12</b>	<b>54</b>
Prison Only	580	169	158	106	39	26	16	12	54
Up to 12 Months	167	114	10	14	9	1	2	1	16
13 to 60 Months	292	55	82	79	26	9	10	11	20
61 to 120 Months	86	0	49	13	4	11	3	0	6
Over 120 Months	35	0	17	0	0	5	1	0	12
Prison and Alternatives	6	0	1	3	1	0	1	0	0

#### PROBATION

<b>Total Receiving Probation</b>	<b>106</b>	<b>57</b>	<b>6</b>	<b>8</b>	<b>21</b>	<b>1</b>	<b>0</b>	<b>0</b>	<b>13</b>
Probation Only	106	57	6	8	21	1	0	0	13
Probation and Alternatives	0	0	0	0	0	0	0	0	0

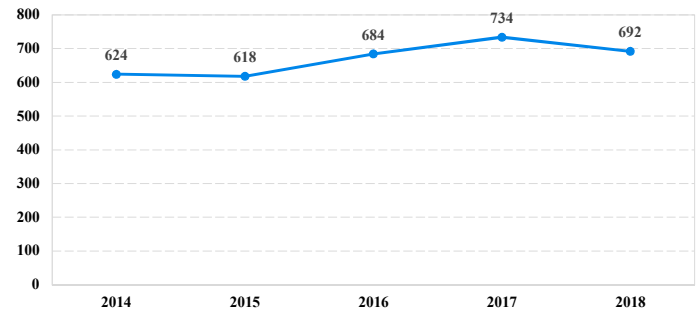
#### FINE ONLY

<b>Total</b>	<b>0</b>	<b>0</b>	<b>0</b>	<b>0</b>	<b>0</b>	<b>0</b>	<b>0</b>	<b>0</b>	<b>0</b>
--------------	----------	----------	----------	----------	----------	----------	----------	----------	----------

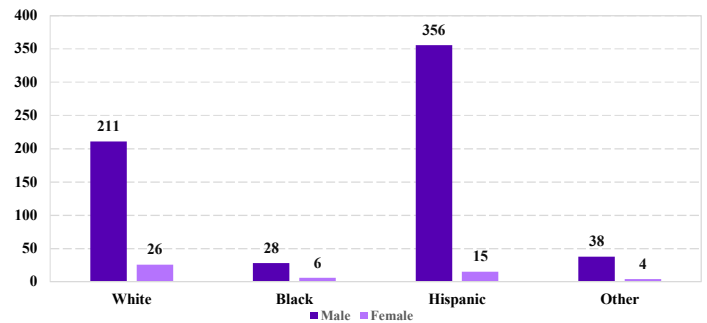
Cases with indeterminable sentence terms are excluded from the calculation of the Mean Sentence or Median Sentence category. Sentences greater than 470 months and probation were included in the sentence average computations as 470 months and zero months, respectively. Cases in the Total Receiving Prison and Total Receiving Probation categories total 100 percent of all cases. Cases missing information required for a specific analysis were excluded from that analysis. Descriptions of variables used in this analysis are provided in Appendix A.

SOURCE: U.S. Sentencing Commission, 2018 Datafile, USSCFY18.

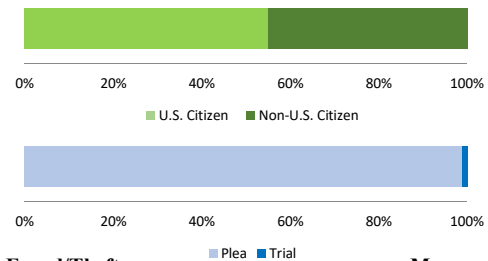
#### Number of Federal Offenders Over Time



#### Race and Gender



#### Citizenship, Guilty Pleas, and Trials



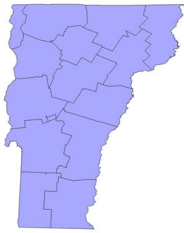
Legend: U.S. Citizen (light green), Non-U.S. Citizen (dark green)

Legend: Plea (light blue), Trial (dark blue)

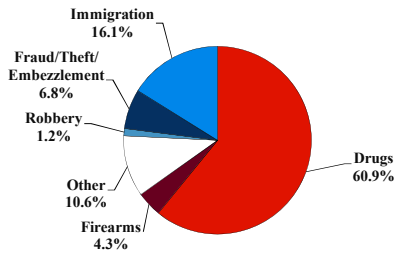
# District at a Glance

## District of Vermont

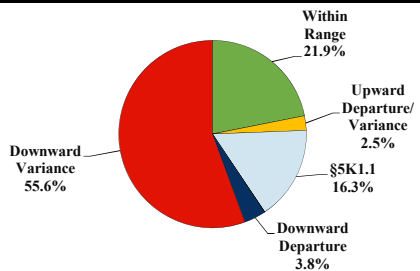
### Fiscal Year 2018



#### Type of Crime



#### Sentence Imposed Relative to the Guideline Range



#### SENTENCING INFORMATION BY TYPE OF CRIME

	TOTAL	Immigration	Drug Trafficking	Firearms	Fraud/Theft /Embezzle	Robbery	Child Porn	Money Laundering	All Other
<b>Total</b>	<b>161</b>	<b>26</b>	<b>92</b>	<b>7</b>	<b>11</b>	<b>2</b>	<b>2</b>	<b>0</b>	<b>21</b>
Mean Sentence (months)	40	4	43	23	8	--	--	--	88
Median Sentence (months)	20	0	30	13	3	--	--	--	12

#### IMPRISONMENT

<b>Total Receiving Imprisonment</b>	<b>150</b>	<b>25</b>	<b>92</b>	<b>6</b>	<b>9</b>	<b>2</b>	<b>2</b>	<b>0</b>	<b>14</b>
Prison Only	144	25	88	6	8	2	2	0	13
Up to 12 Months	52	23	20	1	4	0	1	0	3
13 to 60 Months	55	2	43	4	4	0	0	0	2
61 to 120 Months	27	0	21	1	0	2	0	0	3
Over 120 Months	10	0	4	0	0	0	1	0	5
Prison and Alternatives	6	0	4	0	1	0	0	0	1

#### PROBATION

<b>Total Receiving Probation</b>	<b>11</b>	<b>1</b>	<b>0</b>	<b>1</b>	<b>2</b>	<b>0</b>	<b>0</b>	<b>0</b>	<b>7</b>
Probation Only	10	1	0	1	1	0	0	0	7
Probation and Alternatives	1	0	0	0	1	0	0	0	0

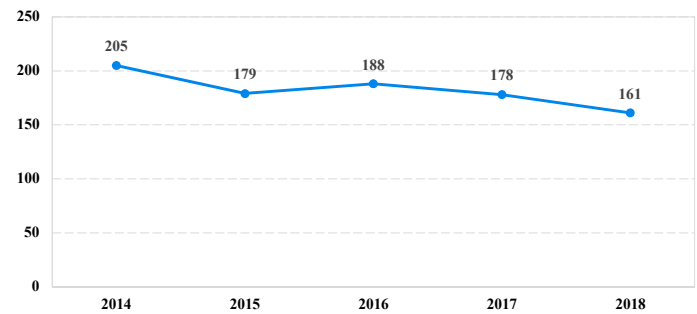
#### FINE ONLY

<b>Total</b>	<b>0</b>	<b>0</b>	<b>0</b>	<b>0</b>	<b>0</b>	<b>0</b>	<b>0</b>	<b>0</b>	<b>0</b>
--------------	----------	----------	----------	----------	----------	----------	----------	----------	----------

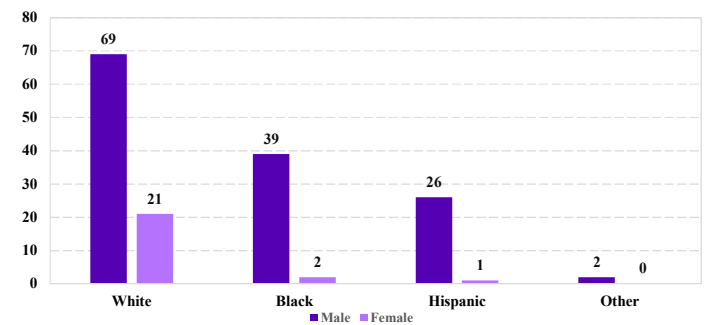
Cases with indeterminable sentence terms are excluded from the calculation of the Mean Sentence or Median Sentence category. Sentences greater than 470 months and probation were included in the sentence average computations as 470 months and zero months, respectively. Cases in the Total Receiving Prison and Total Receiving Probation categories total 100 percent of all cases. Cases missing information required for a specific analysis were excluded from that analysis. Descriptions of variables used in this analysis are provided in Appendix A.

SOURCE: U.S. Sentencing Commission, 2018 Datafile, USSCFY18.

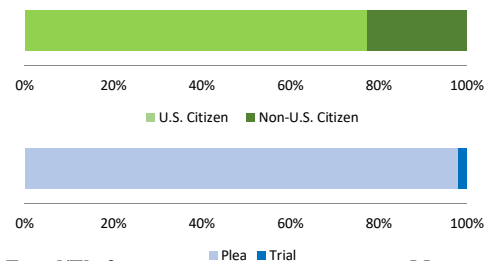
#### Number of Federal Offenders Over Time



#### Race and Gender



#### Citizenship, Guilty Pleas, and Trials



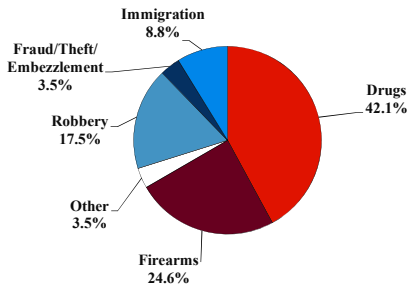
# District at a Glance

## Virgin Islands

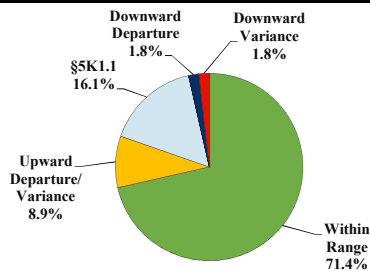
### Fiscal Year 2018



#### Type of Crime



#### Sentence Imposed Relative to the Guideline Range



#### SENTENCING INFORMATION BY TYPE OF CRIME

	TOTAL	Immigration	Drug Trafficking	Firearms	Fraud/Theft /Embezzle	Robbery	Child Porn	Money Laundering	All Other
Total	57	5	24	14	2	10	0	0	2
Mean Sentence (months)	57	9	60	38	--	112	--	--	--
Median Sentence (months)	37	12	42	23	--	119	--	--	--

#### IMPRISONMENT

	TOTAL	Immigration	Drug Trafficking	Firearms	Fraud/Theft /Embezzle	Robbery	Child Porn	Money Laundering	All Other
Total Receiving Imprisonment	54	5	24	12	1	10	0	0	2
Prison Only	54	5	24	12	1	10	0	0	2
Up to 12 Months	7	3	2	0	1	0	0	0	1
13 to 60 Months	26	2	14	8	0	2	0	0	0
61 to 120 Months	12	0	4	4	0	3	0	0	1
Over 120 Months	9	0	4	0	0	5	0	0	0
Prison and Alternatives	0	0	0	0	0	0	0	0	0

#### PROBATION

	TOTAL	Immigration	Drug Trafficking	Firearms	Fraud/Theft /Embezzle	Robbery	Child Porn	Money Laundering	All Other
Total Receiving Probation	3	0	0	2	1	0	0	0	0
Probation Only	2	0	0	1	1	0	0	0	0
Probation and Alternatives	1	0	0	1	0	0	0	0	0

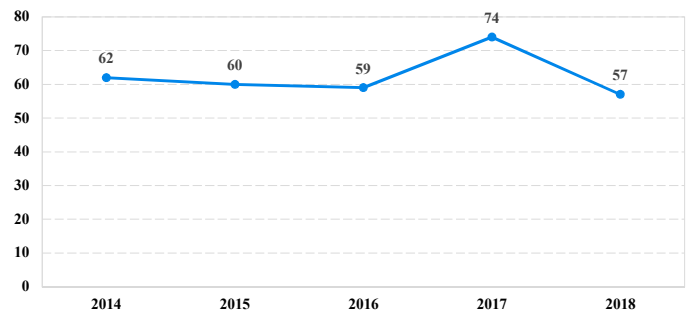
#### FINE ONLY

	TOTAL	Immigration	Drug Trafficking	Firearms	Fraud/Theft /Embezzle	Robbery	Child Porn	Money Laundering	All Other
Total	0	0	0	0	0	0	0	0	0

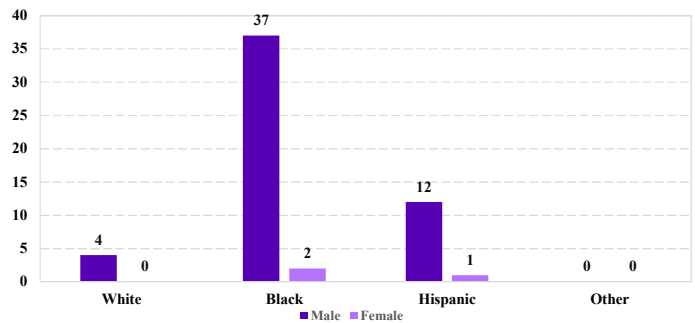
Cases with indeterminable sentence terms are excluded from the calculation of the Mean Sentence or Median Sentence category. Sentences greater than 470 months and probation were included in the sentence average computations as 470 months and zero months, respectively. Cases in the Total Receiving Prison and Total Receiving Probation categories total 100 percent of all cases. Cases missing information required for a specific analysis were excluded from that analysis. Descriptions of variables used in this analysis are provided in Appendix A.

SOURCE: U.S. Sentencing Commission, 2018 Datafile, USSCFY18.

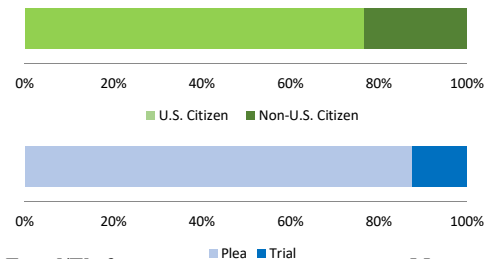
#### Number of Federal Offenders Over Time



#### Race and Gender



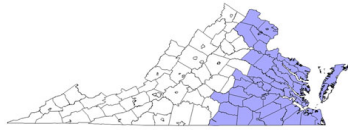
#### Citizenship, Guilty Pleas, and Trials



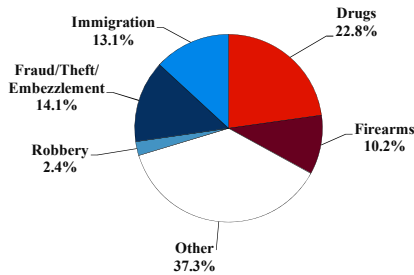
# District at a Glance

## Eastern District of Virginia

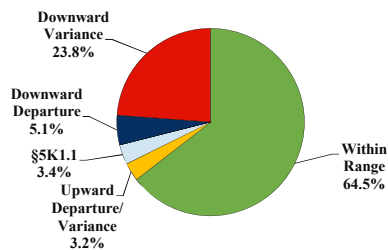
### Fiscal Year 2018



#### Type of Crime



#### Sentence Imposed Relative to the Guideline Range



#### SENTENCING INFORMATION BY TYPE OF CRIME

	TOTAL	Immigration	Drug Trafficking	Firearms	Fraud/Theft /Embezzle	Robbery	Child Porn	Money Laundering	All Other
	1,331	175	252	136	188	32	51	21	476
Mean Sentence (months)	57	5	124	67	28	172	82	100	35
Median Sentence (months)	15	2	120	47	13	161	74	71	0

#### IMPRISONMENT

	TOTAL	Immigration	Drug Trafficking	Firearms	Fraud/Theft /Embezzle	Robbery	Child Porn	Money Laundering	All Other
<b>Total Receiving Imprisonment</b>	<b>934</b>	<b>170</b>	<b>250</b>	<b>120</b>	<b>127</b>	<b>32</b>	<b>50</b>	<b>20</b>	<b>165</b>
Prison Only	912	170	249	117	117	32	49	19	159
Up to 12 Months	238	147	2	9	24	0	1	2	53
13 to 60 Months	278	22	51	62	63	5	17	5	53
61 to 120 Months	206	1	97	33	24	6	24	9	12
Over 120 Months	190	0	99	13	6	21	7	3	41
Prison and Alternatives	22	0	1	3	10	0	1	1	6

#### PROBATION

	TOTAL	Immigration	Drug Trafficking	Firearms	Fraud/Theft /Embezzle	Robbery	Child Porn	Money Laundering	All Other
<b>Total Receiving Probation</b>	<b>269</b>	<b>5</b>	<b>2</b>	<b>15</b>	<b>56</b>	<b>0</b>	<b>1</b>	<b>1</b>	<b>189</b>
Probation Only	212	4	1	3	46	0	0	1	157
Probation and Alternatives	57	1	1	12	10	0	1	0	32

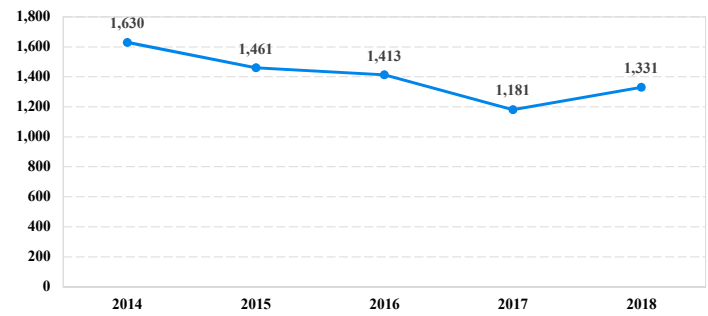
#### FINE ONLY

	TOTAL	Immigration	Drug Trafficking	Firearms	Fraud/Theft /Embezzle	Robbery	Child Porn	Money Laundering	All Other
	128	0	0	1	5	0	0	0	122

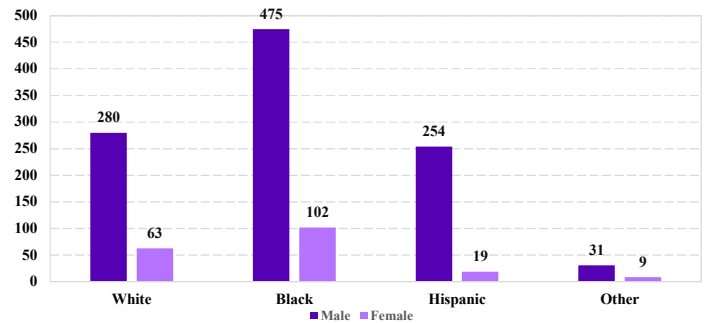
Cases with indeterminable sentence terms are excluded from the calculation of the Mean Sentence or Median Sentence category. Sentences greater than 470 months and probation were included in the sentence average computations as 470 months and zero months, respectively. Cases in the Total Receiving Prison and Total Receiving Probation categories total 100 percent of all cases. Cases missing information required for a specific analysis were excluded from that analysis. Descriptions of variables used in this analysis are provided in Appendix A.

SOURCE: U.S. Sentencing Commission, 2018 Datafile, USSCFY18.

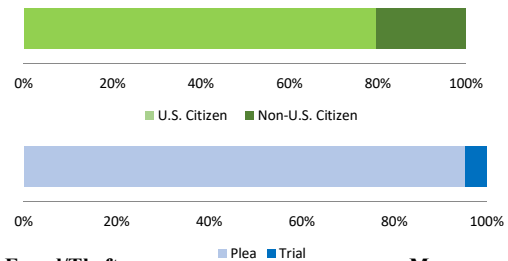
#### Number of Federal Offenders Over Time



#### Race and Gender



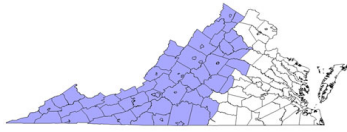
#### Citizenship, Guilty Pleas, and Trials



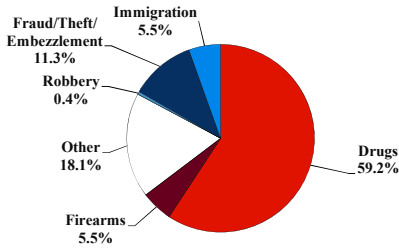
# District at a Glance

## Western District of Virginia

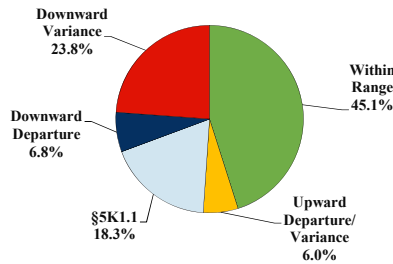
### Fiscal Year 2018



#### Type of Crime



#### Sentence Imposed Relative to the Guideline Range



#### SENTENCING INFORMATION BY TYPE OF CRIME

	TOTAL	Immigration	Drug Trafficking	Firearms	Fraud/Theft /Embezzle	Robbery	Child Porn	Money Laundering	All Other
<b>Total</b>	<b>238</b>	<b>13</b>	<b>140</b>	<b>13</b>	<b>27</b>	<b>1</b>	<b>4</b>	<b>3</b>	<b>37</b>
Mean Sentence (months)	73	14	91	39	25	--	75	313	52
Median Sentence (months)	48	10	68	13	12	--	66	324	12

#### IMPRISONMENT

<b>Total Receiving Imprisonment</b>	<b>209</b>	<b>13</b>	<b>131</b>	<b>10</b>	<b>19</b>	<b>1</b>	<b>4</b>	<b>3</b>	<b>28</b>
Prison Only	203	12	130	9	19	1	4	3	25
Up to 12 Months	27	7	7	1	6	0	0	0	6
13 to 60 Months	80	4	48	5	8	0	2	0	13
61 to 120 Months	52	1	39	3	5	1	2	0	1
Over 120 Months	44	0	36	0	0	0	0	3	5
Prison and Alternatives	6	1	1	1	0	0	0	0	3

#### PROBATION

<b>Total Receiving Probation</b>	<b>28</b>	<b>0</b>	<b>9</b>	<b>3</b>	<b>7</b>	<b>0</b>	<b>0</b>	<b>0</b>	<b>9</b>
Probation Only	11	0	1	2	4	0	0	0	4
Probation and Alternatives	17	0	8	1	3	0	0	0	5

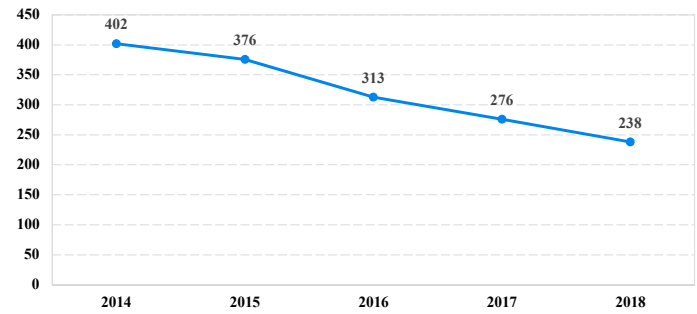
#### FINE ONLY

<b>Total</b>	<b>1</b>	<b>0</b>	<b>0</b>	<b>0</b>	<b>1</b>	<b>0</b>	<b>0</b>	<b>0</b>	<b>0</b>
--------------	----------	----------	----------	----------	----------	----------	----------	----------	----------

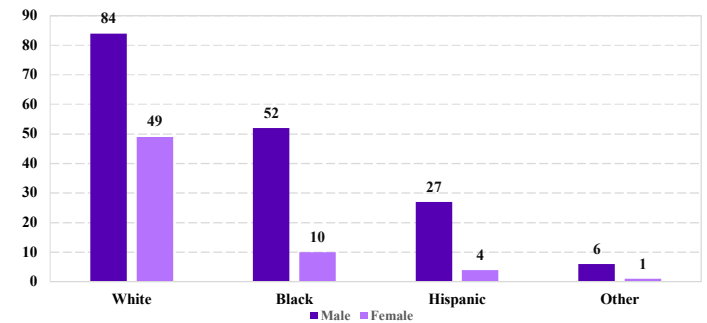
Cases with indeterminable sentence terms are excluded from the calculation of the Mean Sentence or Median Sentence category. Sentences greater than 470 months and probation were included in the sentence average computations as 470 months and zero months, respectively. Cases in the Total Receiving Prison and Total Receiving Probation categories total 100 percent of all cases. Cases missing information required for a specific analysis were excluded from that analysis. Descriptions of variables used in this analysis are provided in Appendix A.

SOURCE: U.S. Sentencing Commission, 2018 Datafile, USSCFY18.

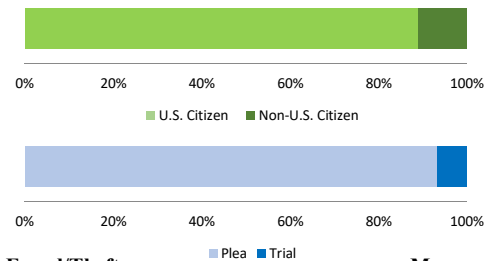
#### Number of Federal Offenders Over Time



#### Race and Gender



#### Citizenship, Guilty Pleas, and Trials

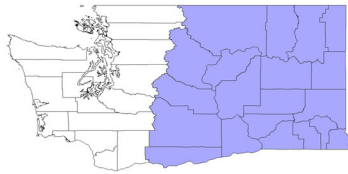




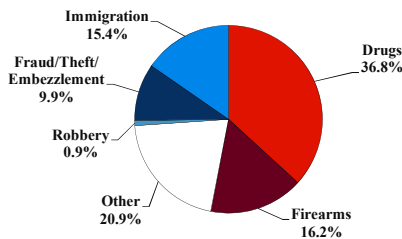
# District at a Glance

## Eastern District of Washington

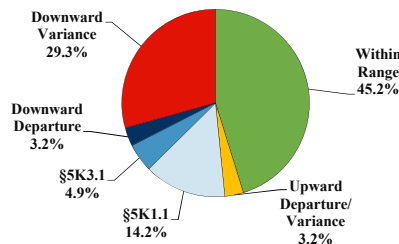
### Fiscal Year 2018



#### Type of Crime



#### Sentence Imposed Relative to the Guideline Range



#### SENTENCING INFORMATION BY TYPE OF CRIME

	TOTAL	Immigration	Drug Trafficking	Firearms	Fraud/Theft /Embezzle	Robbery	Child Porn	Money Laundering	All Other
<b>Total</b>	<b>345</b>	<b>53</b>	<b>126</b>	<b>56</b>	<b>34</b>	<b>3</b>	<b>17</b>	<b>3</b>	<b>53</b>
Mean Sentence (months)	54	7	85	38	19	155	80	47	54
Median Sentence (months)	30	5	69	26	6	180	84	30	24

#### IMPRISONMENT

<b>Total Receiving Imprisonment</b>	<b>324</b>	<b>53</b>	<b>126</b>	<b>50</b>	<b>28</b>	<b>3</b>	<b>17</b>	<b>3</b>	<b>44</b>
Prison Only	300	53	116	46	25	3	15	3	39
Up to 12 Months	71	40	6	4	13	0	0	0	8
13 to 60 Months	129	13	48	33	9	0	5	2	19
61 to 120 Months	66	0	42	6	2	1	7	1	7
Over 120 Months	34	0	20	3	1	2	3	0	5
Prison and Alternatives	24	0	10	4	3	0	2	0	5

#### PROBATION

<b>Total Receiving Probation</b>	<b>20</b>	<b>0</b>	<b>0</b>	<b>6</b>	<b>5</b>	<b>0</b>	<b>0</b>	<b>0</b>	<b>9</b>
Probation Only	15	0	0	5	5	0	0	0	5
Probation and Alternatives	5	0	0	1	0	0	0	0	4

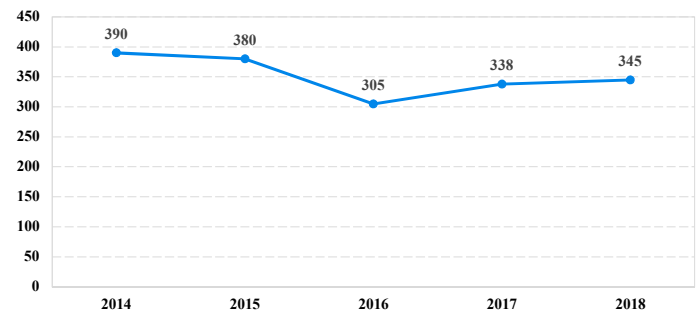
#### FINE ONLY

<b>Total</b>	<b>1</b>	<b>0</b>	<b>0</b>	<b>0</b>	<b>1</b>	<b>0</b>	<b>0</b>	<b>0</b>	<b>0</b>
--------------	----------	----------	----------	----------	----------	----------	----------	----------	----------

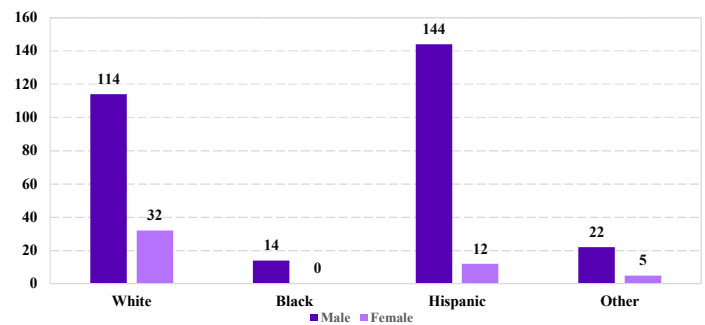
Cases with indeterminable sentence terms are excluded from the calculation of the Mean Sentence or Median Sentence category. Sentences greater than 470 months and probation were included in the sentence average computations as 470 months and zero months, respectively. Cases in the Total Receiving Prison and Total Receiving Probation categories total 100 percent of all cases. Cases missing information required for a specific analysis were excluded from that analysis. Descriptions of variables used in this analysis are provided in Appendix A.

SOURCE: U.S. Sentencing Commission, 2018 Datafile, USSCFY18.

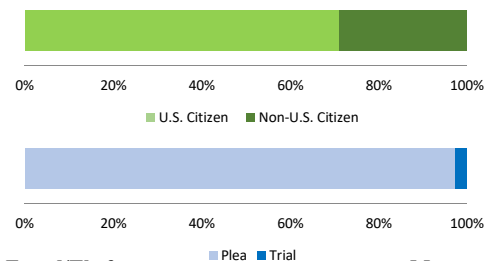
#### Number of Federal Offenders Over Time



#### Race and Gender



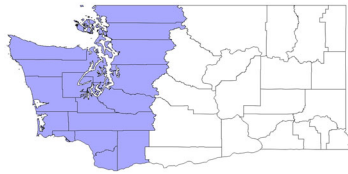
#### Citizenship, Guilty Pleas, and Trials



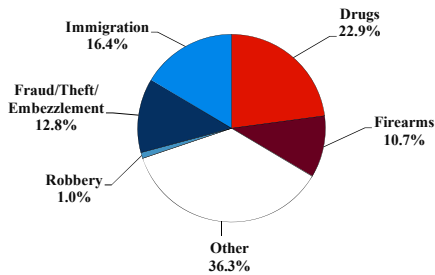
# District at a Glance

## Western District of Washington

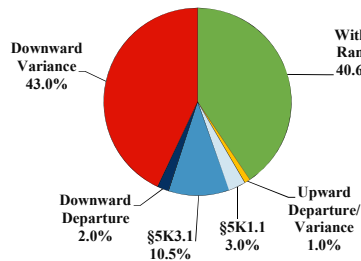
### Fiscal Year 2018



#### Type of Crime



#### Sentence Imposed Relative to the Guideline Range



#### SENTENCING INFORMATION BY TYPE OF CRIME

	TOTAL	Immigration	Drug Trafficking	Firearms	Fraud/Theft /Embezzle	Robbery	Child Porn	Money Laundering	All Other
<b>Total</b>	<b>507</b>	<b>83</b>	<b>109</b>	<b>54</b>	<b>65</b>	<b>5</b>	<b>18</b>	<b>23</b>	<b>150</b>
Mean Sentence (months)	32	7	61	30	20	84	124	69	13
Median Sentence (months)	11	4	60	24	2	60	96	60	0

#### IMPRISONMENT

<b>Total Receiving Imprisonment</b>	<b>439</b>	<b>83</b>	<b>109</b>	<b>52</b>	<b>40</b>	<b>5</b>	<b>18</b>	<b>21</b>	<b>111</b>
Prison Only	428	83	109	50	36	5	17	21	107
Up to 12 Months	179	69	6	3	13	0	1	1	86
13 to 60 Months	166	14	57	46	16	2	5	12	14
61 to 120 Months	58	0	39	1	5	2	5	4	2
Over 120 Months	25	0	7	0	2	1	6	4	5
Prison and Alternatives	11	0	0	2	4	0	1	0	4

#### PROBATION

<b>Total Receiving Probation</b>	<b>28</b>	<b>0</b>	<b>0</b>	<b>2</b>	<b>18</b>	<b>0</b>	<b>0</b>	<b>2</b>	<b>6</b>
Probation Only	24	0	0	1	16	0	0	1	6
Probation and Alternatives	4	0	0	1	2	0	0	1	0

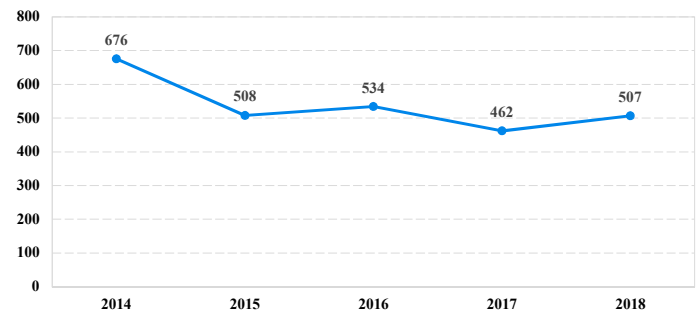
#### FINE ONLY

<b>Total</b>	<b>40</b>	<b>0</b>	<b>0</b>	<b>0</b>	<b>7</b>	<b>0</b>	<b>0</b>	<b>0</b>	<b>33</b>
--------------	-----------	----------	----------	----------	----------	----------	----------	----------	-----------

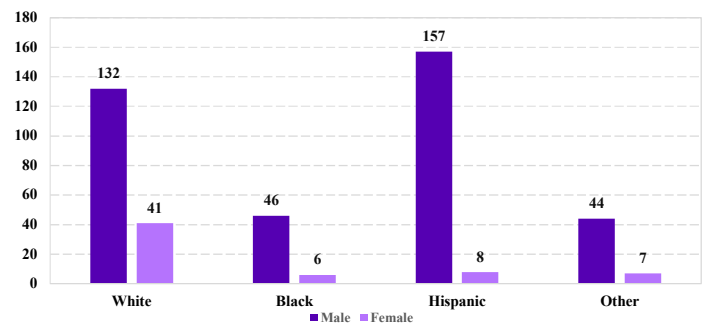
Cases with indeterminable sentence terms are excluded from the calculation of the Mean Sentence or Median Sentence category. Sentences greater than 470 months and probation were included in the sentence average computations as 470 months and zero months, respectively. Cases in the Total Receiving Prison and Total Receiving Probation categories total 100 percent of all cases. Cases missing information required for a specific analysis were excluded from that analysis. Descriptions of variables used in this analysis are provided in Appendix A.

SOURCE: U.S. Sentencing Commission, 2018 Datafile, USSCFY18.

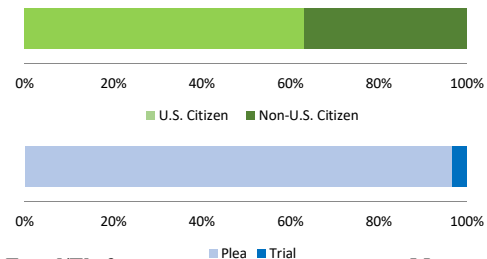
#### Number of Federal Offenders Over Time



#### Race and Gender



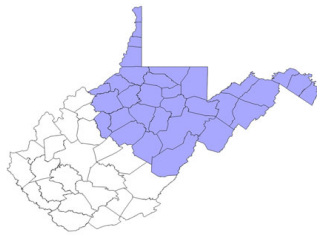
#### Citizenship, Guilty Pleas, and Trials



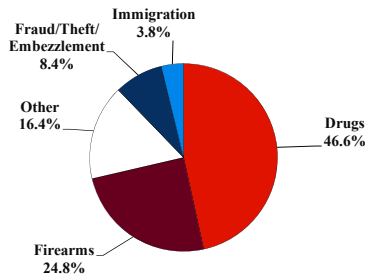
# District at a Glance

## Northern District of West Virginia

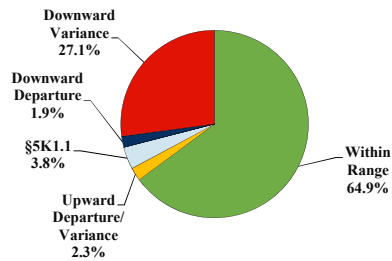
### Fiscal Year 2018



#### Type of Crime



#### Sentence Imposed Relative to the Guideline Range



#### SENTENCING INFORMATION BY TYPE OF CRIME

	TOTAL	Immigration	Drug Trafficking	Firearms	Fraud/Theft /Embezzle	Robbery	Child Porn	Money Laundering	All Other
<b>Total</b>	<b>262</b>	<b>10</b>	<b>122</b>	<b>65</b>	<b>22</b>	<b>0</b>	<b>6</b>	<b>2</b>	<b>35</b>
Mean Sentence (months)	41	4	55	44	14	--	64	--	16
Median Sentence (months)	24	2	30	37	6	--	42	--	12

#### IMPRISONMENT

<b>Total Receiving Imprisonment</b>	<b>224</b>	<b>10</b>	<b>106</b>	<b>59</b>	<b>12</b>	<b>0</b>	<b>6</b>	<b>1</b>	<b>30</b>
Prison Only	219	10	104	59	10	0	6	1	29
Up to 12 Months	38	9	14	1	3	0	0	0	11
13 to 60 Months	128	1	54	44	6	0	4	1	18
61 to 120 Months	36	0	21	13	1	0	1	0	0
Over 120 Months	17	0	15	1	0	0	1	0	0
Prison and Alternatives	5	0	2	0	2	0	0	0	1

#### PROBATION

<b>Total Receiving Probation</b>	<b>38</b>	<b>0</b>	<b>16</b>	<b>6</b>	<b>10</b>	<b>0</b>	<b>0</b>	<b>1</b>	<b>5</b>
Probation Only	32	0	11	6	9	0	0	1	5
Probation and Alternatives	6	0	5	0	1	0	0	0	0

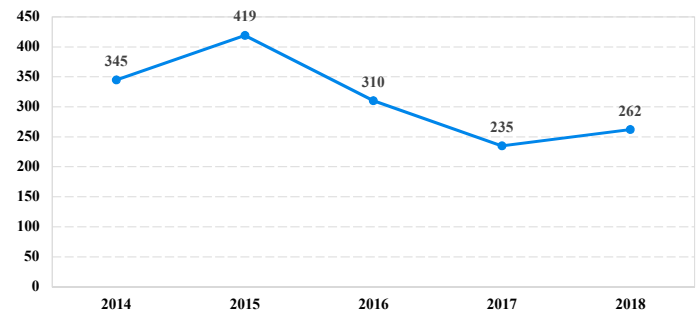
#### FINE ONLY

<b>Total</b>	<b>0</b>	<b>0</b>	<b>0</b>	<b>0</b>	<b>0</b>	<b>0</b>	<b>0</b>	<b>0</b>	<b>0</b>
--------------	----------	----------	----------	----------	----------	----------	----------	----------	----------

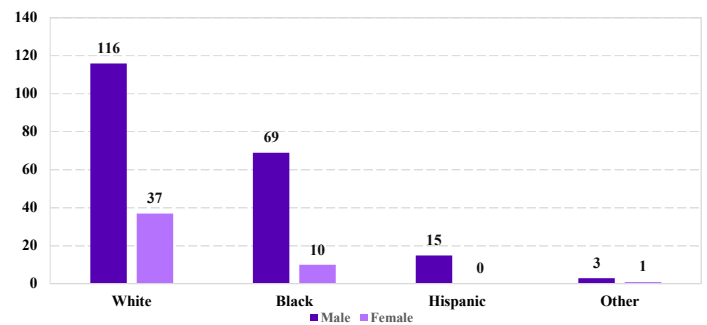
Cases with indeterminable sentence terms are excluded from the calculation of the Mean Sentence or Median Sentence category. Sentences greater than 470 months and probation were included in the sentence average computations as 470 months and zero months, respectively. Cases in the Total Receiving Prison and Total Receiving Probation categories total 100 percent of all cases. Cases missing information required for a specific analysis were excluded from that analysis. Descriptions of variables used in this analysis are provided in Appendix A.

SOURCE: U.S. Sentencing Commission, 2018 Datafile, USSCFY18.

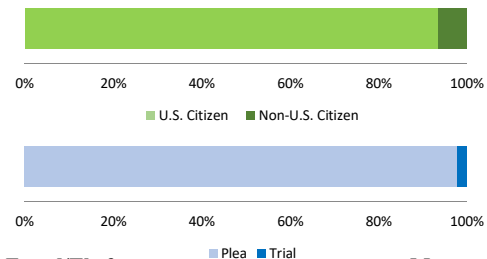
#### Number of Federal Offenders Over Time



#### Race and Gender



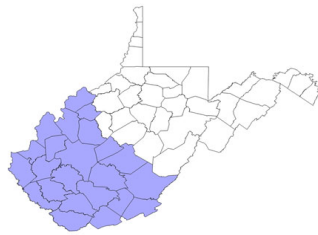
#### Citizenship, Guilty Pleas, and Trials



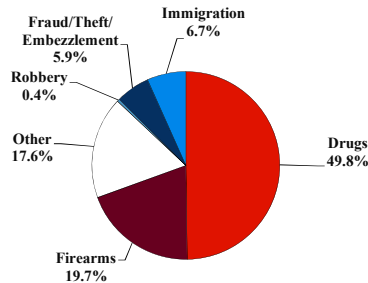
# District at a Glance

## Southern District of West Virginia

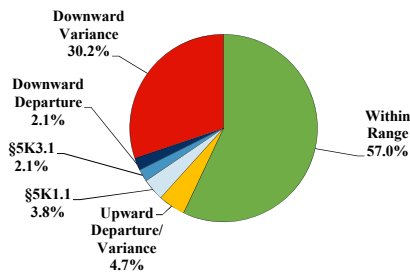
### Fiscal Year 2018



#### Type of Crime



#### Sentence Imposed Relative to the Guideline Range



#### SENTENCING INFORMATION BY TYPE OF CRIME

	TOTAL	Immigration	Drug Trafficking	Firearms	Fraud/Theft /Embezzle	Robbery	Child Porn	Money Laundering	All Other
<b>Total</b>	<b>239</b>	<b>16</b>	<b>115</b>	<b>47</b>	<b>14</b>	<b>1</b>	<b>9</b>	<b>1</b>	<b>36</b>
Mean Sentence (months)	55	4	80	41	11	--	90	--	22
Median Sentence (months)	38	4	63	37	5	--	75	--	14

#### IMPRISONMENT

<b>Total Receiving Imprisonment</b>	<b>226</b>	<b>16</b>	<b>112</b>	<b>47</b>	<b>7</b>	<b>1</b>	<b>9</b>	<b>1</b>	<b>33</b>
Prison Only	219	16	110	42	7	1	9	1	33
Up to 12 Months	37	16	3	2	3	0	0	0	13
13 to 60 Months	105	0	49	32	4	0	2	1	17
61 to 120 Months	49	0	34	8	0	0	5	0	2
Over 120 Months	28	0	24	0	0	1	2	0	1
Prison and Alternatives	7	0	2	5	0	0	0	0	0

#### PROBATION

<b>Total Receiving Probation</b>	<b>13</b>	<b>0</b>	<b>3</b>	<b>0</b>	<b>7</b>	<b>0</b>	<b>0</b>	<b>0</b>	<b>3</b>
Probation Only	9	0	2	0	5	0	0	0	2
Probation and Alternatives	4	0	1	0	2	0	0	0	1

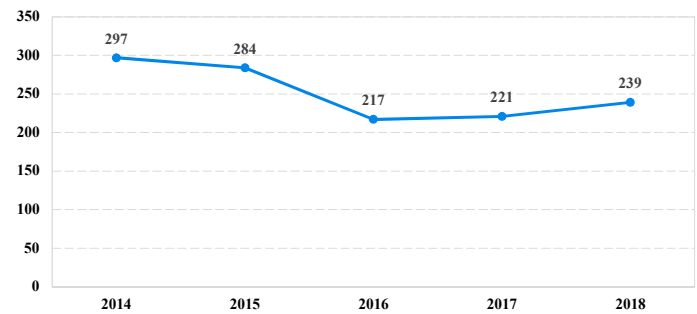
#### FINE ONLY

<b>Total</b>	<b>0</b>	<b>0</b>	<b>0</b>	<b>0</b>	<b>0</b>	<b>0</b>	<b>0</b>	<b>0</b>	<b>0</b>
--------------	----------	----------	----------	----------	----------	----------	----------	----------	----------

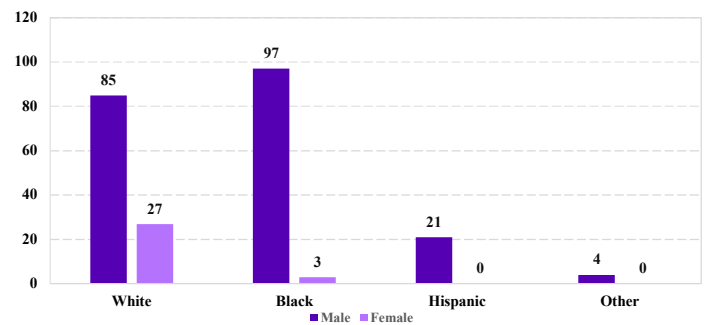
Cases with indeterminable sentence terms are excluded from the calculation of the Mean Sentence or Median Sentence category. Sentences greater than 470 months and probation were included in the sentence average computations as 470 months and zero months, respectively. Cases in the Total Receiving Prison and Total Receiving Probation categories total 100 percent of all cases. Cases missing information required for a specific analysis were excluded from that analysis. Descriptions of variables used in this analysis are provided in Appendix A.

SOURCE: U.S. Sentencing Commission, 2018 Datafile, USSCFY18.

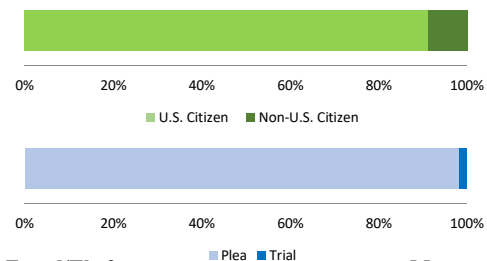
#### Number of Federal Offenders Over Time



#### Race and Gender



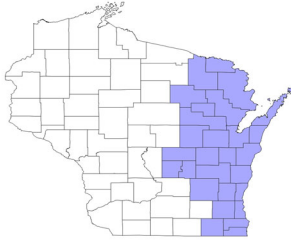
#### Citizenship, Guilty Pleas, and Trials



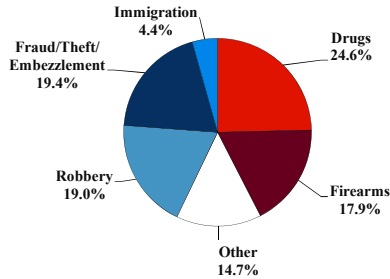
# District at a Glance

## Eastern District of Wisconsin

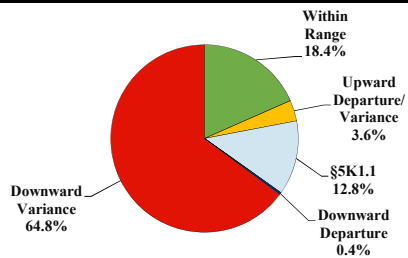
### Fiscal Year 2018



#### Type of Crime



#### Sentence Imposed Relative to the Guideline Range



#### SENTENCING INFORMATION BY TYPE OF CRIME

	TOTAL	Immigration	Drug Trafficking	Firearms	Fraud/Theft /Embezzle	Robbery	Child Porn	Money Laundering	All Other
	252	11	62	45	49	48	6	3	28
Mean Sentence (months)	63	5	67	34	13	129	79	0	96
Median Sentence (months)	36	5	57	31	9	120	78	0	18

#### IMPRISONMENT

<b>Total Receiving Imprisonment</b>	<b>213</b>	<b>10</b>	<b>55</b>	<b>39</b>	<b>32</b>	<b>47</b>	<b>6</b>	<b>1</b>	<b>23</b>
Prison Only	204	8	53	35	31	47	6	1	23
Up to 12 Months	37	8	7	4	10	1	0	1	6
13 to 60 Months	78	0	21	23	21	6	2	0	5
61 to 120 Months	48	0	17	8	0	18	3	0	2
Over 120 Months	41	0	8	0	0	22	1	0	10
Prison and Alternatives	9	2	2	4	1	0	0	0	0

#### PROBATION

<b>Total Receiving Probation</b>	<b>34</b>	<b>1</b>	<b>7</b>	<b>6</b>	<b>15</b>	<b>1</b>	<b>0</b>	<b>2</b>	<b>2</b>
Probation Only	26	1	6	3	11	1	0	2	2
Probation and Alternatives	8	0	1	3	4	0	0	0	0

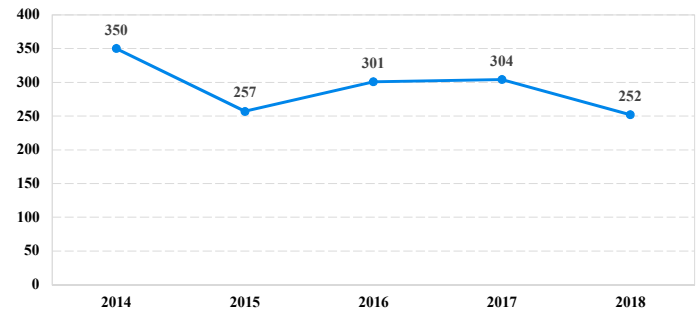
#### FINE ONLY

	<b>5</b>	<b>0</b>	<b>0</b>	<b>0</b>	<b>2</b>	<b>0</b>	<b>0</b>	<b>0</b>	<b>3</b>
--	----------	----------	----------	----------	----------	----------	----------	----------	----------

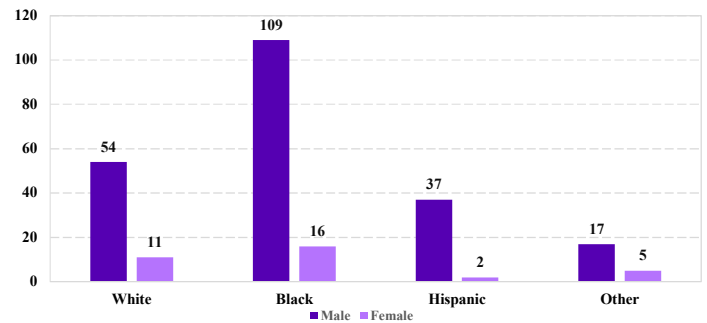
Cases with indeterminable sentence terms are excluded from the calculation of the Mean Sentence or Median Sentence category. Sentences greater than 470 months and probation were included in the sentence average computations as 470 months and zero months, respectively. Cases in the Total Receiving Prison and Total Receiving Probation categories total 100 percent of all cases. Cases missing information required for a specific analysis were excluded from that analysis. Descriptions of variables used in this analysis are provided in Appendix A.

SOURCE: U.S. Sentencing Commission, 2018 Datafile, USSCFY18.

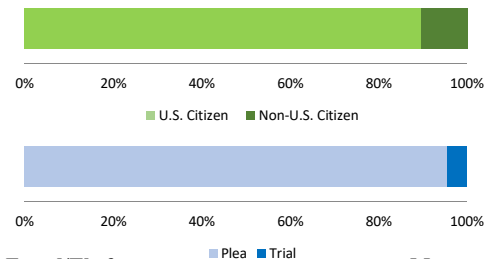
#### Number of Federal Offenders Over Time



#### Race and Gender



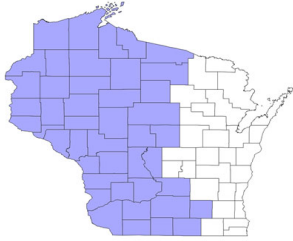
#### Citizenship, Guilty Pleas, and Trials



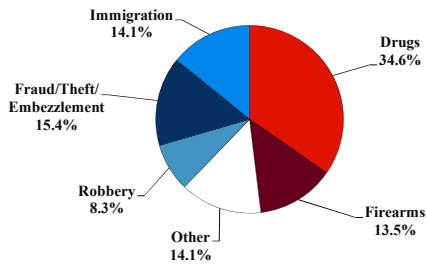
# District at a Glance

## Western District of Wisconsin

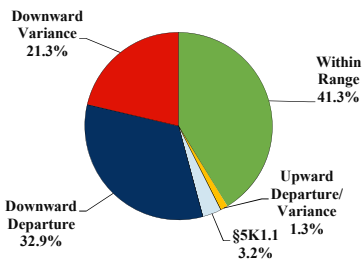
### Fiscal Year 2018



#### Type of Crime



#### Sentence Imposed Relative to the Guideline Range



#### SENTENCING INFORMATION BY TYPE OF CRIME

	TOTAL	Immigration	Drug Trafficking	Firearms	Fraud/Theft /Embezzle	Robbery	Child Porn	Money Laundering	All Other
<b>Total</b>	<b>156</b>	<b>22</b>	<b>54</b>	<b>21</b>	<b>24</b>	<b>13</b>	<b>5</b>	<b>2</b>	<b>15</b>
Mean Sentence (months)	64	9	80	45	27	149	36	--	108
Median Sentence (months)	42	6	72	42	6	120	37	--	24

#### IMPRISONMENT

<b>Total Receiving Imprisonment</b>	<b>136</b>	<b>22</b>	<b>51</b>	<b>19</b>	<b>12</b>	<b>13</b>	<b>5</b>	<b>2</b>	<b>12</b>
Prison Only	136	22	51	19	12	13	5	2	12
Up to 12 Months	21	13	3	1	1	0	2	0	1
13 to 60 Months	59	9	17	15	8	0	2	2	6
61 to 120 Months	31	0	20	2	1	7	1	0	0
Over 120 Months	25	0	11	1	2	6	0	0	5
Prison and Alternatives	0	0	0	0	0	0	0	0	0

#### PROBATION

<b>Total Receiving Probation</b>	<b>16</b>	<b>0</b>	<b>3</b>	<b>2</b>	<b>11</b>	<b>0</b>	<b>0</b>	<b>0</b>	<b>0</b>
Probation Only	15	0	3	2	10	0	0	0	0
Probation and Alternatives	1	0	0	0	1	0	0	0	0

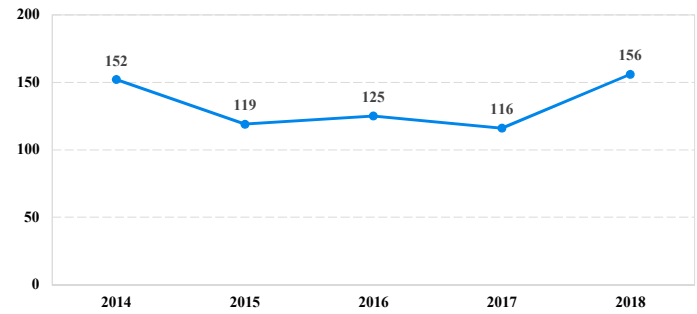
#### FINE ONLY

<b>Total</b>	<b>4</b>	<b>0</b>	<b>0</b>	<b>0</b>	<b>1</b>	<b>0</b>	<b>0</b>	<b>0</b>	<b>3</b>
--------------	----------	----------	----------	----------	----------	----------	----------	----------	----------

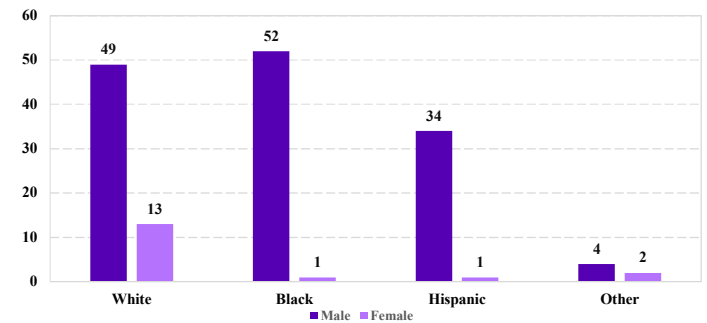
Cases with indeterminable sentence terms are excluded from the calculation of the Mean Sentence or Median Sentence category. Sentences greater than 470 months and probation were included in the sentence average computations as 470 months and zero months, respectively. Cases in the Total Receiving Prison and Total Receiving Probation categories total 100 percent of all cases. Cases missing information required for a specific analysis were excluded from that analysis. Descriptions of variables used in this analysis are provided in Appendix A.

SOURCE: U.S. Sentencing Commission, 2018 Datafile, USSCFY18.

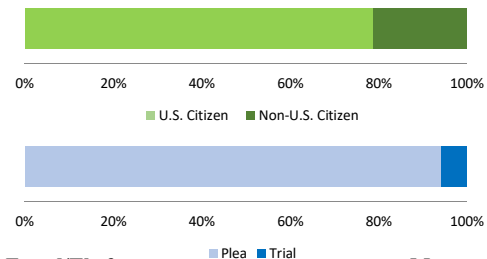
#### Number of Federal Offenders Over Time



#### Race and Gender



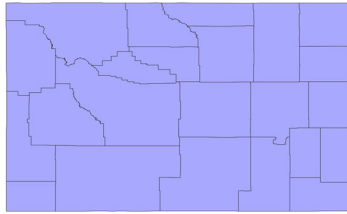
#### Citizenship, Guilty Pleas, and Trials



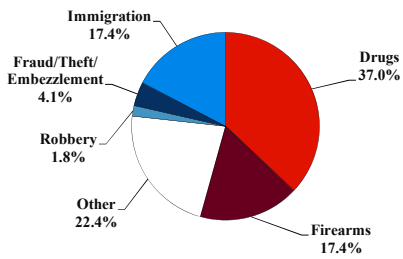
# District at a Glance

## District of Wyoming

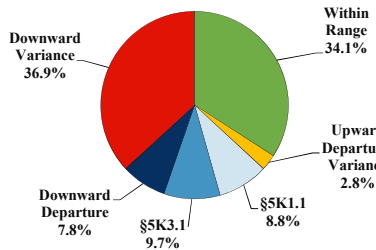
### Fiscal Year 2018



#### Type of Crime



#### Sentence Imposed Relative to the Guideline Range



#### SENTENCING INFORMATION BY TYPE OF CRIME

	TOTAL	Immigration	Drug Trafficking	Firearms	Fraud/Theft /Embezzle	Robbery	Child Porn	Money Laundering	All Other
<b>Total</b>	<b>219</b>	<b>38</b>	<b>78</b>	<b>38</b>	<b>9</b>	<b>4</b>	<b>12</b>	<b>3</b>	<b>37</b>
Mean Sentence (months)	58	5	88	54	12	206	68	84	44
Median Sentence (months)	41	2	78	43	8	162	60	72	18

#### IMPRISONMENT

	TOTAL	Immigration	Drug Trafficking	Firearms	Fraud/Theft /Embezzle	Robbery	Child Porn	Money Laundering	All Other
<b>Total Receiving Imprisonment</b>	<b>209</b>	<b>38</b>	<b>77</b>	<b>38</b>	<b>5</b>	<b>4</b>	<b>12</b>	<b>3</b>	<b>32</b>
Prison Only	204	38	76	38	5	4	12	3	28
Up to 12 Months	45	32	2	0	2	0	2	1	6
13 to 60 Months	86	6	25	29	3	1	6	0	16
61 to 120 Months	51	0	35	7	0	1	4	1	3
Over 120 Months	22	0	14	2	0	2	0	1	3
Prison and Alternatives	5	0	1	0	0	0	0	0	4

#### PROBATION

	TOTAL	Immigration	Drug Trafficking	Firearms	Fraud/Theft /Embezzle	Robbery	Child Porn	Money Laundering	All Other
<b>Total Receiving Probation</b>	<b>9</b>	<b>0</b>	<b>1</b>	<b>0</b>	<b>4</b>	<b>0</b>	<b>0</b>	<b>0</b>	<b>4</b>
Probation Only	5	0	0	0	2	0	0	0	3
Probation and Alternatives	4	0	1	0	2	0	0	0	1

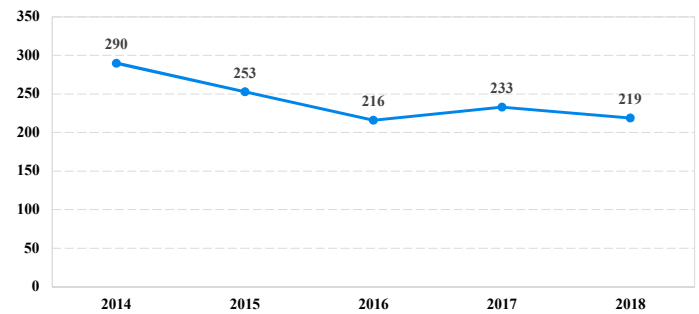
#### FINE ONLY

	TOTAL	Immigration	Drug Trafficking	Firearms	Fraud/Theft /Embezzle	Robbery	Child Porn	Money Laundering	All Other
<b>Total</b>	<b>1</b>	<b>0</b>	<b>0</b>	<b>0</b>	<b>0</b>	<b>0</b>	<b>0</b>	<b>0</b>	<b>1</b>

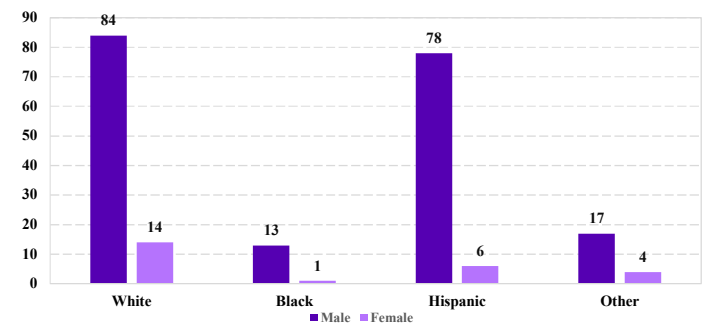
Cases with indeterminable sentence terms are excluded from the calculation of the Mean Sentence or Median Sentence category. Sentences greater than 470 months and probation were included in the sentence average computations as 470 months and zero months, respectively. Cases in the Total Receiving Prison and Total Receiving Probation categories total 100 percent of all cases. Cases missing information required for a specific analysis were excluded from that analysis. Descriptions of variables used in this analysis are provided in Appendix A.

SOURCE: U.S. Sentencing Commission, 2018 Datafile, USSCFY18.

#### Number of Federal Offenders Over Time



#### Race and Gender



#### Citizenship, Guilty Pleas, and Trials

